



PADUCAH PARKS & RECREATION

ALWAYS SOMETHING TO DO!

2019 Paducah Parks and Recreation Master Plan

January, 2020





PADUCAH PARKS & RECREATION

ALWAYS SOMETHING TO DO!

ACKNOWLEDGMENTS

2019 Paducah Parks and Recreation Master Plan Paducah, Kentucky

Board of Commissioners

Brandi Harless, Mayor
Richard Abraham, Mayor Pro Tem
Gerald Watkins, Commissioner
Sandra Wilson, Commissioner
Brenda McElroy, Commissioner

City Manager's Office

James Arndt, City Manager
Michelle Smolen, Assistant City Manager

Parks and Recreation Department

Mark H. Thompson, Director of Parks and Recreation
Amie Clark, Recreation Superintendent
Molly Johnson, Special Events Coordinator
Les Evans, Maintenance Superintendent
Taylor Morsching, Recreation Specialist
Kelsey Edwards, Recreation Specialist

Lessa Wilson, Executive Assistant
Mary Wurth, Administrative Assistant III
LaMiira Askew, Administrative Assistant II
Zachary Boyarski, Assistant Recreation Specialist
James Weems, Assistant Recreation Specialist

Master Plan Steering Committee

Jan Godwin
Anne Bidwell
Sam Bussey
Susan Ybarzabal
Jill Poimboeuf
Corbin Snardon
Nathan Rowton
Bob Wade
Melanie Patel
Mark Foglesong

Craig Felker
Heather Butterbaugh
Patrick White
Jessica Vasseur
Phillip Chesnut
Angela Copeland
Ed Musselman
David Black
Troy Brock
Rachel English Curry

Consultant Team



Bacon-Farmer-Workman
Engineering & Testing Inc.
500 S. 17th Street
Paducah, Kentucky 42003

Kenny McDaniel, P.E., Project Manager
Mark Workman, Executive Vice President
Johathan Perkins, ASLA, Landscape Architect



Brandstetter Carroll Inc.

2360 Chauvin Drive
Lexington, Kentucky 40517
(859) 268-1933 VOICE
(859) 268-3341 FAX
Architect's Project No. 18140
January, 2020

Patrick D. Hoagland, ASLA, Project Manager
Keith E. Rodenhauser, AICP, SITES AP, Senior Planner
Joe Elder, Park Designer
Tyler Strader, Park Designer
Tom O'Rourke, CPRP, Recreation Consultant
Lynda Gates, Administrative Assistant



ETC (Survey Consultant)

Jason Morado



PFGW Architects

101 S. 4th Street
Paducah, Kentucky 42001

Jeff Canter, AIA

© 2019 Brandstetter Carroll Inc. All rights reserved



PADUCAH PARKS & RECREATION

ALWAYS SOMETHING TO DO!

The Need for a Plan

Paducah, located in western Kentucky, has a population of approximately 25,000 as of 2018. This population has decreased since 1980 but is expected to remain steady into the future (see Chapter 2 for demographics). The makeup of the population has changed over time, and these changes have implications to both the current and future needs for parks and recreation in Paducah.

Recognizing that the needs of the population should be assessed, City Commission and Parks and Recreation staff determined that a comprehensive process was needed to determine the future needs of the community, leading to the authorization of this Master Plan. The *2019 Paducah Parks and Recreation Master Plan* represents the culmination of the master planning process and will provide guidance for parks, recreation, open space, and trails in Paducah for the next five to ten years and beyond.

The quality of a community's parks and recreation system is viewed as one of the indicators of the overall quality of life. A recent study, *The Economic Benefits of Land Conservation* by John L. Crompton for the Trust for Public Land, investigated the impact of parks and open space on property taxes. This study indicated that property values were higher for properties near quality parks and open spaces than for similar properties located elsewhere.

Parks provide numerous benefits to the health and wellness of a community. Parks can be an effective component of a strategy to address issues such as poor nutrition, hunger, obesity, and physical inactivity. Living closer to a park leads to higher activity levels, and adolescents with access to a variety of recreation facilities are more physically active and less likely to be overweight. Studies also indicate that a connection to nature can relieve stress, improve interpersonal relationships, and improve mental health.¹ Finally, parks are important because they can serve as gathering places for the community

¹ National Recreation and Park Association, "Health and Wellness," <https://www.nrpa.org/our-work/Three-Pillars/health-wellness/>, (May 14, 2019)

EXECUTIVE SUMMARY

and can help cultivate community ties, leading to a sense of connectedness that leads to a more livable and desirable community.²

Existing Conditions Of Parks And Recreation In Paducah

For many residents, parks provide their primary access to the natural environment, and for all residents, parks provide a variety of natural and active outdoor recreational opportunities. Access to these facilities helps to promote the health and wellness of the community.

Paducah offers 640 acres of parkland and 26 parks, including three (3) Mini Parks, four (4) Neighborhood Parks, a Community Park, and a Regional Park, Noble Park, the city's largest park with over 160 acres of land. The city also offers five (5) Special Use Parks, eight (8) Natural Areas/Open Space, and the Greenway Trails. Elementary schools (Paducah Public Schools and McCracken County Schools) offer opportunities that supplement these offerings. McCracken County also offers parks in and near Paducah.

Demographic Analysis

A review of demographic and population trends was important to identify present and anticipate future needs for parks and recreation services and facilities. Trends showed an aging and older population for Paducah, smaller households, and increasing diversity. This analysis also indicated that the makeup of the population in Paducah will likely continue to change into the future. The direction chosen for parks and recreation will determine the availability of opportunities for these residents and will help to enrich the quality of life in Paducah.

Service Area Analysis (Gaps)

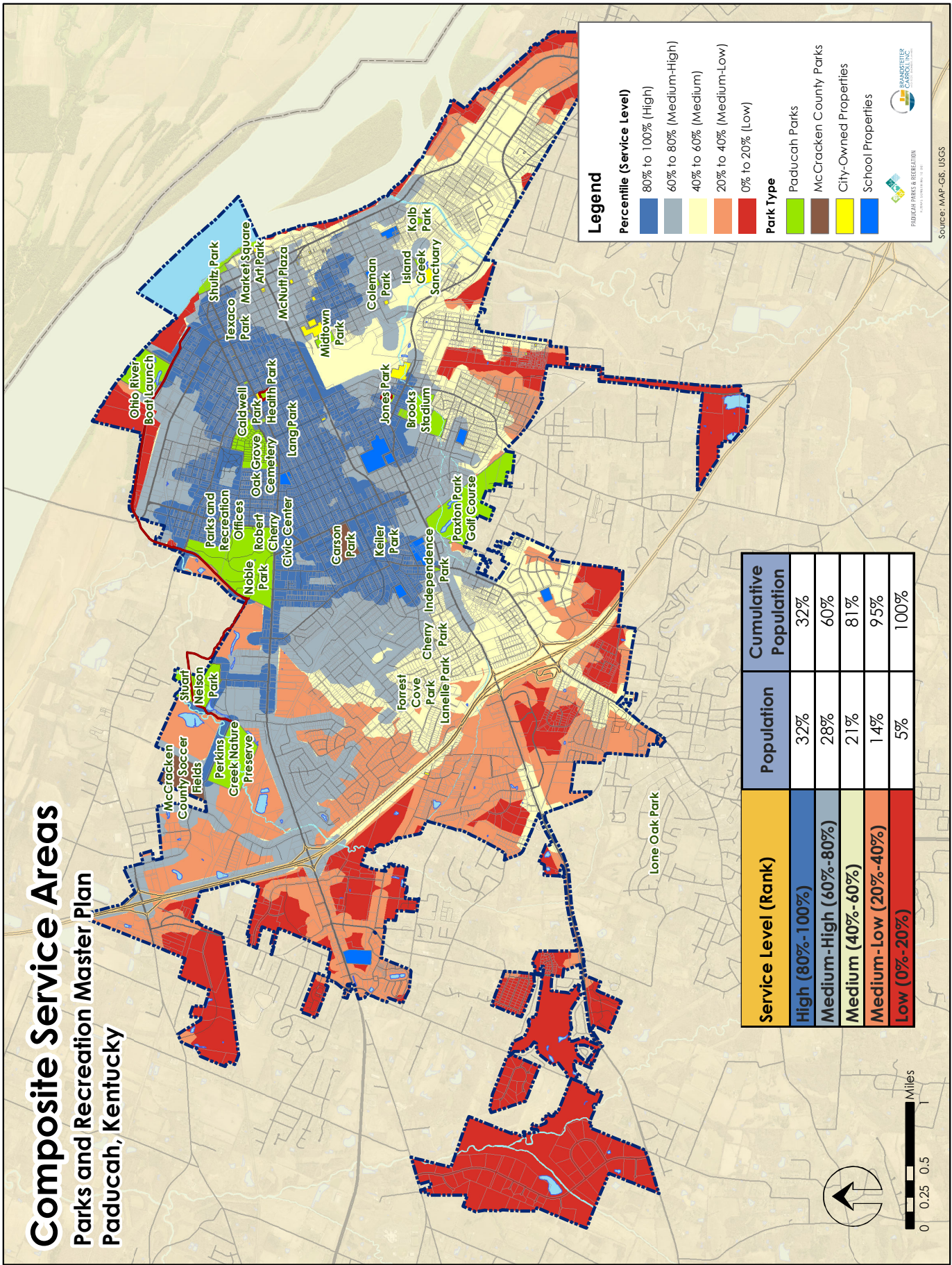
Service areas for types of parks and for individual facilities were mapped to identify the "Service Gaps" or underserved areas. Maps were produced showing access to three (3) park classifications and

² National Recreation and Park Association, "Social Equity," <https://www.nrpa.org/our-work/Three-Pillars/social-equity/>, (May 14, 2019)

Composite Service Areas

Parks and Recreation Master Plan

Paducah, Kentucky



Service Level (Rank)	Population	Cumulative Population
High (80%-100%)	32%	32%
Medium-High (60%-80%)	28%	60%
Medium (40%-60%)	21%	81%
Medium-Low (20%-40%)	14%	95%
Low (0%-20%)	5%	100%

eight (8) facilities. A composite service areas map (see left page) was created showing the overall level of service for parks and facilities. Dark shades of blue indicate a high level of service for parks and facilities at that location within Paducah. Red areas have the lowest level of service to parks and facilities. Approximately 60% of the Paducah population live in the highest two categories. Only 19% live in the lowest two categories combined.

Residents near Noble Park or in the central eastern portion of the city have the highest level of service (High). Much of the western and southern parts of the city have “Medium-Low” or “Low” service levels. The table on the map shows the percentage of the population by service level.

A Citizen Driven Plan

As the purpose of this plan is to address the needs of the community, a primary focus of the master planning process was to identify those needs. A number of methods were utilized to determine the needs and desires of Paducah residents for parks and recreation facilities and programs. The summary below indicates the many ways the public was involved throughout this process.

Engagement Summary

- Public Workshop – Open House
 - Stakeholder Groups (17)
 - Event
 - Dollar Voting
 - Surveys (2)
 - Online Engagement (MindMixer)
1. Open house on January 31, 2019 at the Robert Cherry Civic Center to introduce the project and solicit feedback from the community
 2. Meetings with stakeholder groups representing (March 11-13, 2019):
 - Running
 - Cycling
 - Travel Baseball & Softball
 - Swimming
 - Tennis
 - Pickleball
 - Youth Football
 - Disc Golf
 - Mountain Bike Team
 - Youth Volleyball

- Adult Volleyball
- McCracken County Soccer
- Pumas FC
- Paducah City Schools
- Paxton Park
- Brooks Stadium
- Lanelle Park – West End Neighborhood Association

3. A booth setup at the Easter Eggstravaganza (Egg Hunt) at Noble Park to allow attendees to provide input (April 9, 2019)
4. “Voting with Dollars” at events and public workshop (282 participants)
5. A statistically valid needs assessment survey conducted by the ETC Institute that was completed by 749 surveys (483 from the City of Paducah and 266 from McCracken County)
6. A handout and web survey that was completed by 1,461 residents

What Paducah Residents Said

Information gathered from these public input methods was used to identify the needs of Paducah residents. A brief summary of the findings is described below.

Community Meetings

Most discussed topics included:

1. Athletic Fields
2. Soccer Fields
3. Athletic Complex
4. More/Extend Trails
5. Tournaments
6. More Programs
7. Connectivity
8. Diamond Fields
9. Aquatics
10. Restrooms

Stakeholder Groups

Most discussed topics included:

1. Upgrade all parks
2. Outdoor sports complex
3. Improved baseball/softball fields

4. Improved Stuart Nelson Park
5. Indoor Recreation Center
6. Year-round swimming facility
7. Continue the Greenway Trail
8. Linkages between parks, schools, and neighborhoods
9. Paved loop trails – some with lights
10. Year-round tennis facility
11. Pickleball courts (some lighted)
12. Coordination and cross-promotion
13. Beautification
14. Paxton Golf Course improvements
15. Growth of volleyball, disc golf, tennis, pickleball running, cycling, soccer, baseball, softball

Dollar Voting

Participants at the Egg Hunt event and the public workshop were asked how they would allocate \$1000 among different types of parks and recreation facility improvements in Paducah. The responses ranked as follows:

Action (Box Title)	Total	
Develop an indoor pool	\$51,600	18%
Build new athletic fields	\$49,300	17%
Build new walking and biking trails	\$34,100	12%
Upgrade existing parks and facilities	\$27,700	10%
Develop a recreation center	\$25,700	9%
Upgrade Noble Park Pool	\$24,600	9%
Restore natural areas	\$19,600	7%
Build new parks (including land acquisition)	\$17,300	6%
Expand program offerings	\$10,600	4%
Other	\$21,800	8%
Total	\$282,300	100%

Statistically Valid Mail Survey

Eighty-eight percent (88%) of residents visited a park in Paducah over the past year, and 51% of these residents visited parks more than 10 times. Noble Park was the most visited park (94% reporting visiting), followed by the Greenway Trail (54%).

The top reasons for not using parks more often included:

- Do not know what is offered (35%)
- Facility or program not offered (21%)
- Security or safety concerns (18%)
- Poor condition of facilities (18%)

The improvements households would most like to see to existing parks included:

- Restrooms (57%)
- Trails (46%)
- Picnic shelters (38%)
- Drinking fountains (36%)
- Security cameras and lighting (36%)

The most important parks and recreation facilities for households were (sum of top four choices):

- Walking and hiking trails (37%)
- Large community parks (24%)
- Playgrounds (24%)
- Small neighborhood parks (24%)

The results of the most important facilities were combined with the reported unmet needs to determine high (top 8) priorities for investment:

1. Walking & hiking trails
2. Natural areas/nature parks
3. Small neighborhood parks
4. Indoor swimming pools
5. Paved bike trails
6. Large community parks
7. Playgrounds
8. Picnic shelters/picnic areas

The most important parks and recreation programs for households were:

- Farmers Market (39%)
- Riverfront Concert Series (27%)
- Christmas in the Park (25%)
- Adult fitness and wellness (23%)

The results of the most important programs were combined with the reported unmet needs to determine the high (top 5) priorities for investment:

1. Riverfront Concert Series
2. Adult fitness & wellness programs
3. Farmer's Market
4. Programs for persons ages 50+
5. Nature programs

Seventy-one percent of households agreed that there was a need for a new recreation center, and 54% agreed with the need for a new sports field complex.

Key Findings (all methods)

Results indicate that the community desires:

- Upgrades to existing parks
- An indoor aquatic facility (lap pool, warm water therapy pool, family activity pool)
- Trail improvements
- More/better restrooms
- New Recreation Center (walking track, cardio room, gyms, and more)
- Acquisition and preservation of open space
- More shade, including trees and structures
- New playground equipment
- More picnic shelters
- Pickleball courts
- New athletic fields and a complex for tournaments
- Support features (security, lighting, drinking fountains, seating, Wi-Fi)
- Improved marketing and communication
- Riverfront Park improvements
- Expanded program offerings

Vision, Mission, and Values for Parks and Recreation in Paducah

Mission

Energize community through exceptional parks and experiences!

Vision

Amazing Experiences! Providing dynamic opportunities that promote a vibrant community, shape city character, and are a magnet for growth!

Values

Health & Wellness: We will encourage healthy activities and lifestyles through our parks, facilities, and programs. We will inspire improved fitness and wellbeing for residents, visitors, and businesses.

Community: We are committed to strengthening and celebrating a sense of community unique to Paducah. Our parks and programs will contribute to our community's economic development. We will facilitate connectivity of the community through parks and programs, helping to inspire pride and community identity through shared experiences.

Inclusion: We believe everyone should have convenient access to a diverse range of parks, places and programs. We are committed to removing barriers and ensuring everyone in Paducah is welcomed warmly and can actively engage in a variety of great experiences.

Fun: Paducah will explore a wide variety of opportunities for fun and excitement at parks. Quality parks and recreational facilities will engender pride and enrich the community. We envision being leaders at the community and state levels in terms of how we leverage parks and recreation to generate excitement and enhance quality of life.

Safety: We pledge to provide a safe, clean, and accessible environment at parks and trails through proactive maintenance of exceptional facilities. We aspire to provide ample supervision to assure the safety of users and security of facilities.

Stewardship: We take seriously our role in preserving, conserving and boldly protecting the natural, historical, and cultural resources within parks of Paducah. We will work tirelessly to protect, raise awareness, educate, and celebrate these unique resources for generations to come.

Goals & Objectives

The following goals and objectives will guide the operations, improvements, and services in parks and recreation in Paducah over the next five to ten years.

Goal 1: Great Parks and Enhanced Facilities

Enhance and expand existing parks and develop high quality facilities that serve as destinations for community recreation

Gathering Spaces: Offer attractive and welcoming amenities that promote a sense of community and attract visitors

Sports: Provide modern venues for team and individual sports

Land Management: Focus acquisitions and development to conserve parkland and ensure open space for citizens of today and tomorrow

Goal 2: Improved Accessibility

Expand access to parks and facilities and increase connectivity between parks, nature, and the community

Inclusion: Develop accessible and enticing park features in response to community desires

Connectivity: Develop safe trails to encourage community connectivity, fitness, and recreation

Support: Ensure availability of amenities that ensure equal access needed for extended enjoyment of parks

Goal 3: Diverse Programs and Memorable Experiences

Offer a variety of first-class recreational programs that are diverse and welcoming for users of all ages and abilities

Community Impact: Contribute to health, wellness, and quality of life through parks and programs

Accessibility: Ensure the availability of positive, convenient, and affordable programs and events to meet the evolving needs of the diverse population

Innovation: Provide creative programs and events that respond to trends and reflect community desires

Goal 4: Effective Engagement

Inspire and engage the community to grow parks, inform users, and promote Paducah

Engagement: Engage the community to determine needs and identify barriers to park experiences

Promotion: Raise awareness of parks and programs to increase participation and attract investment in Paducah

Collaboration: Foster partnerships to meet the current and future needs of parks, recreation, and culture

Goal 5: Efficient Operations

Utilize efficient, proactive management of staff and fiscally sound strategies to ensure a safe environment at parks

Structure: Develop an efficient organization of valued staff and volunteers that meets or exceeds national standards

Finances: Implement operational practices and funding strategies to maximize the quality and effectiveness of parks, facilities, and programs

Maintenance: Ensure adequate maintenance and equipment replacement policies and procedures to promote safe parks and facilities

Systemwide Recommendations

The Public Input (Chapter 4) and Needs Assessment (Chapter 5) were used to establish the overall priorities for improvements to parks in Paducah. The following

items are the top priorities for park improvements as determined by the master planning process and consultation with the steering committee.

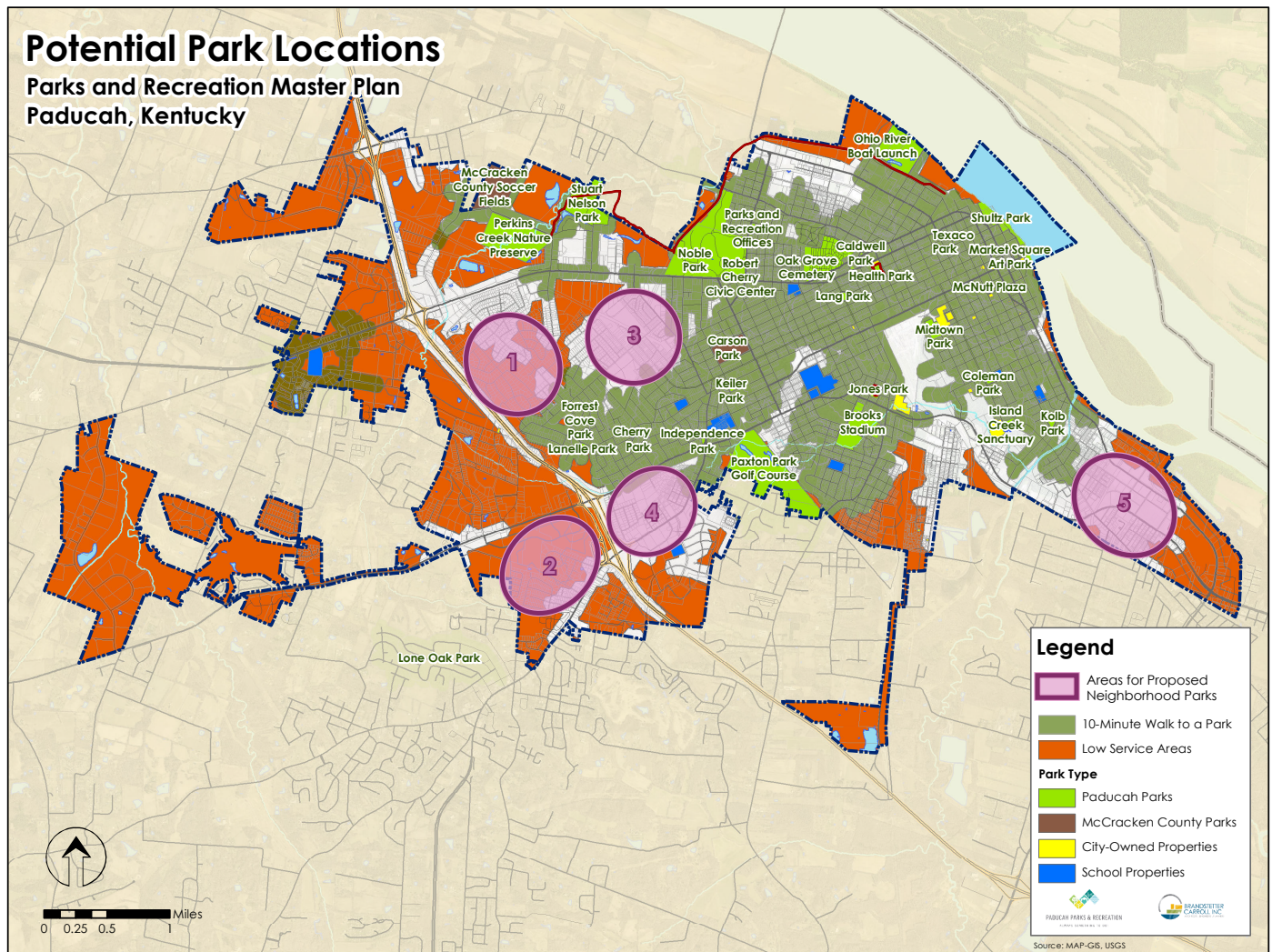
1. Improve maintenance at existing parks
2. Add support features throughout the park system such as shade structures, drinking fountains, security cameras and lighting, and trees/landscaping
3. Replace outdated and deteriorated playgrounds throughout the city and include unique or themed features at each park
4. Add picnic shelters at existing and future parks
5. Perform an ADA Accessibility Assessment of all facilities, programs, and communications (by an outside consultant)
6. Prepare Park Master Plans for Albert Jones Park, Brooks Stadium Park, Lanelle Park, Midtown Golf Course, Stuart Nelson Park, Noble Park (update), Riverfront Plaza (update), and Perkins Creek Nature Preserve (update)
7. Develop a bike and pedestrian connectivity plan
8. Add paved trail loops within parks and improve connectivity between parks and adjacent neighborhoods
9. Continue to develop Riverfront Plaza/Schultz Park as a destination park
10. Redevelop Midtown Golf Course as a Neighborhood Park with soccer fields (multipurpose)
11. Seek opportunities for new Neighborhood Parks in the western and southeastern portions of the city (see map-right)
12. Add outdoor fitness equipment at select parks to expand opportunities for improved community health
13. Develop Perkins Creek Nature Preserve as a Nature Park
14. Develop Lanelle Park as a Passive Neighborhood Park and native species arboretum
15. Continue to partner with McCracken County and McCracken County Sports Commission for the development of a new sports complex
16. Develop a recreation center with an indoor aquatic center
17. Schedule more special events and cultural offerings to bring the community together and encourage unity
18. Expand marketing of programs and facilities to improve awareness of existing and future opportunities


19. Develop a capital maintenance and replacement program
20. Encourage the creation of the Paducah Parks Foundation to raise funds and recruit and organize volunteers
21. Increase cost recovery from the current level (10%) to 25%
22. Seek opportunities to expand partnerships with local organizations to improve access to recreation facilities and programs

This master plan provides capital improvement recommendations for each park in Paducah. These recommendations with cost estimates can be found in Chapter 8.

Action Plan

The 2019 Paducah Parks and Recreation Master Plan includes a detailed Action Plan with 139 strategies. These strategies, which can be found in Chapter 9, represent specific actions for Parks and Recreation and the City of Paducah to take to implement this plan.







PADUCAH PARKS & RECREATION

ALWAYS SOMETHING TO DO!

TABLE OF CONTENTS

1	INTRODUCTION	1
1.1	THE NEED FOR A PLAN	1
1.2	THE IMPORTANCE OF PARKS	1
1.3	MASTER PLANNING PROCESS	2
1.4	EVALUATE	2
1.5	ENGAGE	4
1.6	ENVISION	4
1.7	PLAN	5
2	PLANNING CONTEXT	7
2.1	INTRODUCTION	7
2.2	POPULATION AND DEMOGRAPHIC TRENDS	7
2.3	BENCHMARKING COMPARISONS	11
3	INVENTORY OF PARKS, FACILITIES, AND PROGRAMS	21
3.1	INTRODUCTION	21
3.2	PARKLAND AND RECREATION AREA CLASSIFICATION SYSTEM	21
3.3	INVENTORY OF PADUCAH PARKS AND RECREATION AREAS	21
3.4	NEIGHBORHOOD PARKS	23
3.5	COMMUNITY PARKS	28
3.6	REGIONAL PARKS	29
3.7	SPECIAL USE PARKS	30
3.8	NATURAL AREAS/OPEN SPACE	34
3.9	TRAILS/LINEAR PARKS	36
3.10	FACILITY SUMMARY	37
3.11	COUNTY PARKS	38
3.12	SCHOOLS	38
3.13	PROGRAMS INVENTORY	38
4	PUBLIC INPUT	43
4.1	INTRODUCTION	43
4.2	PUBLIC MEETINGS	43
4.3	PUBLIC OPINION SURVEYS	50
4.4	ONLINE ENGAGEMENT	73

4.5 CONCLUSION	75
5 NEEDS ASSESSMENT AND IDENTIFICATION	77
5.1 INTRODUCTION	77
5.2 PARKLAND AND RECREATION AREA NEEDS, STANDARDS, AND GUIDELINES	77
5.3 FACILITIES NEEDS ANALYSIS AND LEVEL OF SERVICE STANDARDS	79
5.4 GEOGRAPHIC DISTRIBUTION OF PARKS AND RECREATION AREAS	80
5.5 GEOGRAPHIC DISTRIBUTION OF FACILITIES	81
5.6 COMPOSITE GEOGRAPHIC PARK SERVICE AREAS	92
5.7 TRENDS IN PARKS AND RECREATION	92
5.8 CONCLUSION	102
6 STRATEGIC PLAN	103
6.1 INTRODUCTION	103
6.2 MISSION	103
6.3 VISION	104
6.4 VALUES FOR PADUCAH PARKS AND RECREATION	104
6.5 GOALS AND OBJECTIVES	106
6.6 STRATEGIES	107
7 SYSTEMWIDE RECOMMENDATIONS	109
7.1 INTRODUCTION	109
7.2 EXISTING PARK IMPROVEMENTS	109
7.3 TRAILS AND CONNECTIVITY	111
7.4 NEW PARK AND FACILITY DEVELOPMENT	112
7.5 NATURAL AREAS, OPEN SPACE, AND NATURE EDUCATION	114
7.6 OUTDOOR ATHLETIC FIELDS AND COURTS	115
7.7 INDOOR RECREATION	115
7.8 PROGRAMMING	116
7.9 OPERATIONS, MAINTENANCE, AND PROMOTION	118
7.10 BUDGET AND FUNDING	120
7.11 PARTNERSHIPS AND SPONSORSHIPS	123
8 INDIVIDUAL PARK RECOMMENDATIONS	125
8.1 INTRODUCTION	125
8.2 NEIGHBORHOOD PARKS	125
8.3 COMMUNITY AND REGIONAL PARKS	129
8.4 SPECIAL USE PARKS	135
8.5 NATURAL AREAS/OPEN SPACE	142
8.6 LINEAR PARKS/TRAILS	148
8.7 NEW PARKS	148
8.8 PARK IMPROVEMENT COSTS	149

9 ACTION PLAN	157
9.1 INTRODUCTION	157
9.2 ACTION PLAN STRATEGIES	157
9.3 CAPITAL IMPROVEMENT RANKING	157
APPENDIX A - METHODOLOGY	A-1
APPENDIX B - PARK AERIALS	B-1
APPENDIX C - PUBLIC INPUT SUMMARIES	C-1
APPENDIX D - CORE PROGRAM CATEGORIES AND TABLES	D-9
APPENDIX E - STARTING A PARK FOUNDATION, NONPROFIT ORGANIZATION, OR FRIENDS GROUP - A STEP BY STEP APPROACH	E-2
APPENDIX F - PARKS AND RECREATION NEEDS ASSESSMENT SURVEY	F-1
APPENDIX G - WEB/HANDOUT SURVEY REPORT	G-1

List of Tables

Table 2.1: Average Household Size (2000 to 2023)	8
Table 2.2: Median Age (2000-2023)	9
Table 2.3: Population Age 65 and over (2000-2023)	9
Table 2.4: Population under Age 18 (2000-2023)	9
Table 2.5: Household Income (2000-2023)	10
Table 2.6: Educational Attainment Age 25 and Over (2000-2018)	10
Table 2.7: Race and Hispanic Origin (2000-2016)	10
Table 2.8: Benchmark Agencies	11
Table 2.9: Parkland Information	12
Table 2.10: Trail Information	13
Table 2.11: Department Functions	13
Table 2.12: Staffing	14
Table 2.13: Operating Budget	15
Table 2.14: Capital Budget	15
Table 2.15: Programs	16
Table 2.16: Facilities	16
Table 2.17: Population Per Facility (Outdoor)	18
Table 2.18: Population Per Facility (Indoor)	19
Table 3.1: Park Classifications	22
Table 3.2: Parks and Recreation Resource Inventory	25
Table 3.3: Recreation Facility Summary	37
Table 3.4: Participation Summary	41
Table 4.1: Park Feature Preference Results	48
Table 4.2: Recreation Center Preference Results	48
Table 4.3: Dollar Voting Allocation	50
Table 4.4: Most Visited Parks by Sector	70
Table 4.5: Most Important Facilities (total of top 4 choices) by Sector	71

Table 4.6: Most Important Programs by Sector	71
Table 4.7: Reason for Not Using Parks and Programs by Sector	72
Table 4.8: Preferred Recreation Center Facilities	72
Table 4.9: Preferred Sports Complex Facilities	73
Table 5.1: Level of Service Standards by for Developed Acreage Park Classification	78
Table 5.2: Open Space Guidelines	79
Table 5.3: Facility Level of Service Standards	80
Table 5.4: Population by Composite Service Area	92
Table 5.5: Nationwide Five-Year History of Selected Sports Participation (2011-2016)	95
Table 8.1: Capital Improvement Projects Cost Estimates	149
Table 9.1: Action Plan	158
Table 9.2: Capital Projects Priority Ranking	165

List of Figures

Figure 2.1: Paducah Population Change	8
Figure 2.2: Median Population Per Facility	18
Figure 3.1: Existing Parks and Trails	26
Figure 4.1: Public Workshop Attendee Distribution	45
Figure 4.2: Visitation to Parks in Paducah	51
Figure 4.3: Frequency of Visitation to Parks in Paducah	52
Figure 4.4: Parks Visited	52
Figure 4.6: Organizations Used for Parks and Recreation	53
Figure 4.5: Quality of Facilities	53
Figure 4.7: Participation in Programs by Paducah	54
Figure 4.8: Quality of Paducah Programs	54
Figure 4.9: Facilities Used over the Past Year	54
Figure 4.10: Upgrades to Existing Parks	55
Figure 4.11: Need for Facilities	57
Figure 4.12: Estimated Number of Households with Unmet Facility Needs	58
Figure 4.13: Most Important Facilities	59
Figure 4.14: Facility Priorities for Investment	59
Figure 4.15: Need for a Recreation Center	60
Figure 4.16: Preferred Features at a New Recreation Center	60
Figure 4.18: Preferred Features at a Sports Complex	61
Figure 4.17: Need for a Sports Complex	61
Figure 4.19: Need for Programs	62
Figure 4.20: Estimated Number of Households with Unmet Program Needs	63
Figure 4.21: Most Important Programs	64
Figure 4.22: Program Priorities for Investment	64
Figure 4.23: Support for Actions to Improve Parks and Recreation	65
Figure 4.24: \$100 Allocation for Park Improvements	66
Figure 4.25: Ways Households Learn about Recreation and Activities	66

Figure 4.26: Reasons for Not Using Parks, Recreation Facilities, Trails, and Programs	67
Figure 4.27: Survey Household Demographics	68
Figure 4.28: Survey Respondent Locations	69
Figure 4.29: Preferred Facilities at an Indoor Recreation Center	74
Figure 4.30: Favorite activities at Paducah Parks	74
Figure 4.31: Public Input Word Cloud	76
Figure 5.1: Park Service Areas	83
Figure 5.2: Playground Service Areas	84
Figure 5.3: Outdoor Basketball Court Service Areas	85
Figure 5.4: Picnic Shelter Service Areas	86
Figure 5.5: Diamond Field Service Areas	87
Figure 5.6: Multipurpose Rectangular Field Service Areas	88
Figure 5.7: Tennis Court Service Areas	89
Figure 5.8: Aquatic Service Areas	90
Figure 5.9: Trail Service Areas	91
Figure 5.10: Composite Park Service Areas	93
Figure 5.11: Participation Rates by Generation	94
Figure 7.1: Potential Park Locations	113
Figure 7.2: Essential Marketing Communication Elements	118
Figure 7.3: Sample Event Flyer	119
Figure 7.4: Sample Brochure	119
Figure 8.1: Stuart Nelson Park Concept Plan	133
Figure 8.2: Noble Park Concept Plan	134
Figure 8.3: Midtown Park Concept Plan	139
Figure 8.4: Lanelle Park Concept Plan	145



INTRODUCTION

1.1 THE NEED FOR A PLAN

Paducah, located in western Kentucky, has a population of approximately 25,000 as of 2018. This population has decreased since 1980 but is expected to remain steady into the future (see Chapter 2 for demographics). The makeup of the population has changed over time, and these changes have implications to both the current and future needs for parks and recreation in Paducah.

Paducah offers 640 acres of parkland and 26 parks, including three (3) Mini Parks, four (4) Neighborhood Parks, a Community Park, and a Regional Parks, Noble Park, the city's largest park with over 160 acres of land. The city also offers five (5) Special Use Parks, eight (8) Natural Areas/Open Space, and the Greenway Trails. Elementary schools (Paducah Public Schools and McCracken County Schools) offer opportunities that supplement these offerings. McCracken County also offers parks in and near Paducah.

Recognizing that the needs of the population should be assessed to develop a plan for the future, the City Commission and Parks and Recreation staff determined that a comprehensive process should be completed to determine the needs of the community for the future, leading to the authorization of this Master Plan.

The city appointed a steering committee to guide the planning process. The *2019 Paducah Parks and Recreation Master Plan* represents the culmination of the master planning process and will provide guidance for parks, recreation, culture, open space, and trails in Paducah for the next five to ten years and beyond.

1.2 THE IMPORTANCE OF PARKS

This master planning effort, which will help determine the future of parks and recreation in Paducah, is important because parks provide a number of benefits and services to the community. Additionally, local agencies have the responsibility to manage parkland in an efficient manner that is consistent with the health, safety, and welfare of the community, and this Master Plan is intended to assist and direct the management of these lands and facilities. For many residents, parks provide their primary access to the natural environment, and for all residents, parks offer a variety of natural and active outdoor recreational opportunities. Access to these facilities helps to promote the health and wellness of the community.

The quality of a community's parks and recreation system is viewed as one of the indicators of the overall quality of life. A recent study, *The Economic Benefits of Land Conservation* by John L. Crompton for the Trust for Public Land, investigated the impact of parks and open space on property taxes. This study found that property values were higher for properties near quality parks and open spaces than for similar properties

located elsewhere. In addition, recent surveys of home buyers by the National Association of Home Builders indicated that trails, parks, and playgrounds were three of the top five amenities that home buyers desire when considering a new home purchase. Finally, the preliminary findings of a recent study, *The Economic Significance of Local and Regional Park Systems' Spending on the United States Economy*, conducted by the Center for Regional Analysis at George Mason University (GMU) for the National Recreation and Park Association (NRPA) found that local and regional parks created \$140 billion in economic activity per year and supported nearly one million jobs in the United States.

Parks provide numerous benefits to the health and wellness of a community. Parks can be an effective component of a strategy to address issues such as poor nutrition, hunger, obesity, and physical inactivity. Living closer to a park leads to higher activity levels, and adolescents with access to a variety of recreation facilities are more physically active and less likely to be overweight. Studies also indicate that a connection to nature can relieve stress, improve interpersonal relationships, and improve mental health. Some programs and facilities, such as community gardens, can actually provide healthy food for residents.¹ Finally, parks are important because they can serve as gathering places for the community and can help cultivate community ties, leading to a sense of connectedness that increases livability and desirability.²

The residents and the leadership of Paducah place a high value on parks and recreation services. According to the City of Paducah Parks and Recreation Needs Assessment Survey, 88% of residents support upgrading existing parks and facilities and 77% support developing new or connecting existing trails (see Chapter 4 for more information). Through the implementation of this plan, parks will continue to serve as gathering places for the community and improve the quality of life of Paducah residents.

1.3 MASTER PLANNING PROCESS

The master planning process consisted of four phases with frequent meetings between representatives of Paducah and the Consultant. Paducah Parks and Recreation staff appointed a Steering Committee made up of staff, community leaders, and stakeholders to work with the Consultant throughout the process. Each phase concluded with the submittal of documentation and a presentation of findings through that point of the process. The next four sections provide a summary of each phase: Evaluate → Engage → Envision → Plan.

1.4 EVALUATE

The planning process launched with meetings with Paducah representatives, the gathering of information on city demographics, and a review of existing data.

1.4.1 Demographic Analysis

Using information provided by the city and other sources, the Consultant performed an analysis of the demographic and population characteristics of Paducah. Information included:

- Population trends and five-year population projections
- Demographic characteristics (quantity, ages, race, etc.)
- Household size and composition
- Median household income and educational attainment
- Population diversity

1.4.2 Benchmarking Analysis

Benchmarking comparisons were compiled of 41 comparable jurisdictions located in Kentucky, Indiana, Illinois, Missouri, Tennessee, and Arkansas that served populations between 10,000 and 50,000 that participated in the

1 National Recreation and Park Association, "Health and Wellness," <http://www.nrpa.org/About-NRPA/Impacting-Communities/Health-and-Wellness/>, (December, 10 2019).

2 National Recreation and Park Association, "Social Equity," <http://www.nrpa.org/About-NRPA/Impacting-Communities/Social-Equity/>, (December, 10 2019).

Park Metrics program. Comparisons between these park systems included several criteria such as parkland inventory, department functions, staffing, budgets, facilities offered, and other relevant characteristics.

1.4.3 Inventory of Parks, Facilities, and Programs

This process consisted of an analysis of existing parks, facilities, and programs in their current form. This analysis was important in order to assess current conditions to later compare against the desires of Paducah residents as presented in the later needs assessment phase.

Park Classification

An update to the classifications for parks in Paducah was developed to evaluate the overall recreation opportunities that are available to the public. Parks were classified as Mini Parks, Neighborhood Parks, Community Parks, Special Use Parks, Natural Areas, or Trails.

Parks, Open Space, and Facilities Inventory

This process entailed an inventory of all existing parks and open space properties available in the City of Paducah. Site visits were made to all parks to identify existing conditions and assess opportunities for improvements. After this analysis was completed, each of the properties was assigned to one of the updated park classifications. A table was produced to provide a summary of the amenities offered at each property. Maps were prepared using GIS software to illustrate the locations of the city-owned parks and recreation facilities.

The facility inventory included trails located throughout Paducah, and also considered amenities available at local schools (Paducah Public Schools and McCracken County Schools). Finally, the process identified recreational opportunities offered by other park systems and private organizations.

Programs Inventory

The programs inventory described activities based on the Core Program Components:

- Broad Appeal
- Administrative Feasibility
- Coordination
- Settings and Times
- Constructive Nature
- Range of Activities

The programs inventory also provided a participation summary and a list of the organizations that manage sports leagues with the facilities used.

1.4.4 Needs Assessment and Identification

Level of Service Guidelines

Level of service guidelines were developed based on public input, benchmarking comparisons, and existing standards and guidelines. Level of service standards were developed for each of the park classifications. Levels of service standards were similarly developed for recreation facilities and for total acreage of parkland and open space.

Geographic Distribution – Service Gap Analysis

Analysis was conducted to determine service gaps by mapping the locations of and access to existing facilities. The mapping included parks by classification and specific recreation facilities, with defined service areas to determine locations within Paducah lacking access to facilities. A map was prepared showing access to parks, and eight (8) maps were prepared for specific recreation facilities. A Composite Service Levels map was produced to show a combined level of service for parks and facilities for all areas of Paducah.

1.4.5 Trends

Parks and recreation trends were analyzed to review changes in demand for activities and facilities. The analysis also included a review of participation rates and changes in user service demands.

1.5 ENGAGE

The public input process entailed a wide variety of methods intended to reach both park users and non-users to determine needs and desires for the future of parks and recreation in Paducah.

1.5.1 Paducah Parks and Recreation Survey

A statistically valid mail survey (Mail Survey) was conducted by ETC Institute with 749 surveys (483 from the City of Paducah and 266 from McCracken County). This portion of the public input was initiated early in the process (winter 2019). The survey was used to identify:

- Current satisfaction levels with programs and facilities
- Participation and satisfaction with current programs and events
- Parks currently used
- Needs for various facilities and programs
- Most needed facilities
- Primary actions that should be taken by Paducah regarding parks, recreation, open space, trails, programs, and facilities

1.5.2 Public Workshop Open House

A public workshop was held at the Robert Cherry Civic Center on January 31, 2019 to solicit input from citizens and users regarding their concerns and opinions about existing facilities and programs and to determine their desires for future facilities and programs. The meetings allowed participants to visit a series of stations in order to provide their input and learn more about the master plan.

1.5.3 Stakeholder Groups

Meetings with 17 stakeholder groups were conducted on March 11-13, 2019 to determine the parks and recreation priorities for various interest groups. Paducah Parks and Recreation provided invitations and meeting space for these meetings. Questions were prepared in advance and were approved by the steering committee.

1.5.4 Public Event

A table was set up at the Easter Eggstravaganza in Noble Park on Tuesday, April 9, 2019 to encourage attendees to provide input on parks and recreation services in Paducah. Attendees were invited to complete the handout survey and to participate in the dollar voting exercise.

1.5.5 Web-Based Survey

The planning team also prepared a handout and web-based survey. The survey was completed by 1,461 individuals and consisted of similar questions to the Mail Survey about the future of parks in Paducah. Results of the two surveys are presented and compared in Chapter 4.

1.6 ENVISION

Parks and Recreation Mission and Strategic Plan with Goals and Objectives

After the completion of the Evaluate and Engage phases, the results and findings were presented to the Steering Committee and park staff. The Consultant led members of the staff and the steering committee

through an exercise to produce an updated Strategic Plan for parks and recreation in Paducah.

The results of these meetings led to the creation of a vision for the future of parks and recreation services in Paducah. The new Strategic Plan consists of an updated mission, a vision, and a series of goals and objectives for parks and recreation in Paducah.

1.7 PLAN

Using the data collected throughout the master planning process, a series of recommendations were formulated to meet the needs and expectations of Paducah residents. The recommendations were separated into the following groupings.

1.7.1 Recommendations

Systemwide improvements for facilities, programs, and operations (Chapter 7) were provided to direct parks and recreation over the next five to ten years and beyond. Priorities were provided for improvements that apply to the entire system and Paducah as a whole, such as operations, programs, budgets, development practices, and priorities for upgrades. Long-term needs for land acquisition were also included in these recommendations. Recommendations for individual parks were also developed and are included in Chapter 8.

1.7.2 Action Plan

This portion of the process consisted of the creation of a detailed Action Plan with specific strategies for the implementation of this master plan.

The Action Plan provided specific strategies for:

- Existing Park Improvements
- Trails and Connectivity
- New Park and Facility Development
- Natural Areas, Open Space, and Nature Education
- Outdoor Athletic Fields and Courts
- Indoor Recreation
- Programming
- Operations, Maintenance, and Promotion
- Budget and Funding
- Partnerships and Sponsorships

The strategies in this Action Plan were categorized under the goals and objectives of the Strategic Plan developed during this planning process. The action steps for the implementation of the plan were categorized as short-term (0-2 years), mid-term (3-5 years), or long-term (6-10 years) strategies. Additionally, the plan identified the responsible party and potential funding source for each strategy.

Draft Master Plan

A draft of the *2019 Paducah Parks and Recreation Master Plan* was presented to Paducah Parks and Recreation and the steering committee in December 2019. Master Plan findings and recommendations were presented to City Commission on December 17, 2019.



PLANNING CONTEXT

2.1 INTRODUCTION

The Planning Context chapter provides a summary of factors and trends that may influence the delivery of parks and recreation services throughout the City of Paducah. This chapter begins with a summary of population and demographic trends in Paducah and concludes with a benchmarking analysis comparing parks and recreation in the City of Paducah with other cities throughout the United States.

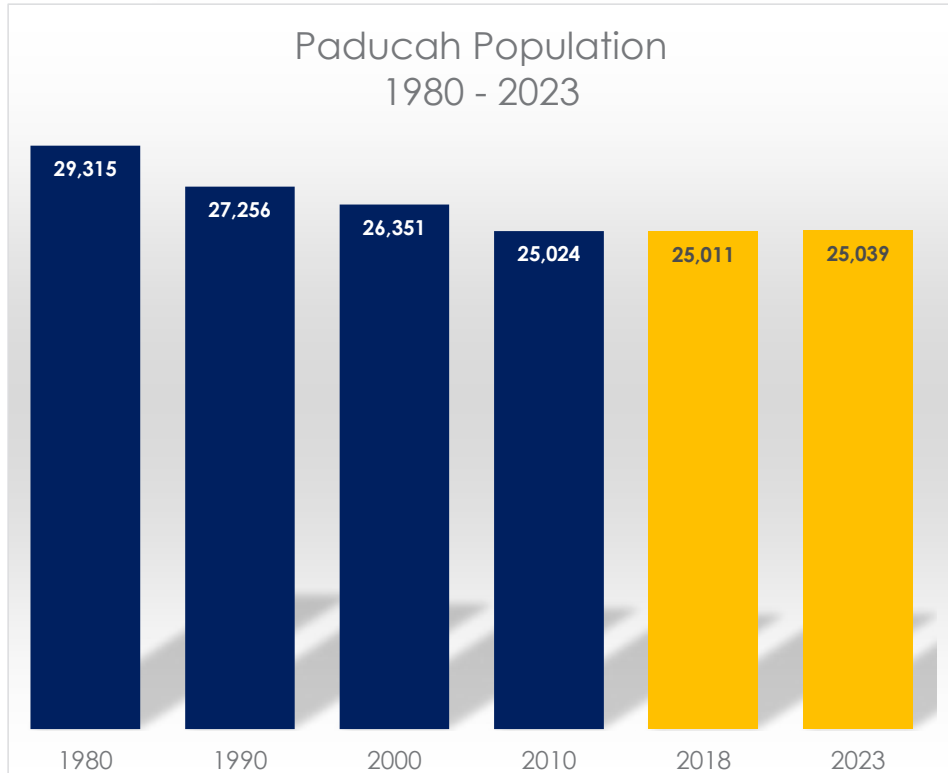
2.2 POPULATION AND DEMOGRAPHIC TRENDS

An overall understanding of population trends of Paducah is necessary to identify current conditions and to anticipate future needs for parks and recreation services and facilities. Needs vary between demographic groups, and these needs also change over time. Each of the following demographic categories examines specific elements of the population.

2.2.1 Population Change

Figure 2.1 illustrates the population change in Paducah from 1980 to 2023. This table uses U.S. Census Bureau data for historic figures and Esri forecasts for 2018 and 2023. These numbers indicate a trend of steady population decline in Paducah since 1980. The city experienced loss of population each decade, although that trend appears to have halted since 2010. The population is expected to remain steady at around 25,000 through 2023.

Figure 2.1: Paducah Population Change



2.2.2 Household Size

Table 2.1 shows the number of households in 2018 and household size from 2000 to 2023 for Paducah, McCracken County, Kentucky, and the USA. The table indicates that in Paducah, the average household size decreased from 2000 to 2010 and has continued to decrease since. The household size in Paducah is much lower than McCracken County which is much lower than the State of Kentucky. Households size in all geographies is expected to remain stable through 2023.

Table 2.1: Average Household Size (2000 to 2023)

	Households	Average Household Size			
	2018	2000	2010	2018	2023
USA	330,088,686	2.59	2.58	2.59	2.60
Kentucky	1,796,791	2.47	2.45	2.46	2.46
McCracken County	28,760	2.31	2.28	2.28	2.28
Paducah	11,431	2.13	2.09	2.11	2.10

Source: U.S. Census Bureau, Esri forecasts

2.2.3 Median Age

Table 2.2 shows the median age for Paducah, McCracken County, Kentucky, and the USA from 2000 through 2023. The median age in Paducah increased between 2000 and 2010 and then again through 2018. All geographic levels are increasing, and Paducah had a higher median age than the state or the USA but slightly lower than McCracken County.

The 2000 median age in Paducah (39.9) was higher than McCracken County, the State of Kentucky, and the USA. The 2018 median age was 42.8, and the other geographies have begun to catch up. McCracken County has surpassed Paducah with a median age of 43.6. The age of the residents is important because Paducah needs to plan for the appropriate age groups that it will be serving.

Table 2.2: Median Age (2000-2023)

	2000	2010	2018	2023
USA	35.3	37.1	38.3	39.0
Kentucky	35.9	37.9	39.5	40.6
McCracken County	39.2	41.8	43.6	44.6
Paducah	39.9	41.4	42.8	43.5

Source: U.S. Census Bureau, Esri forecasts

2.2.4 Senior Population

Table 2.3 displays the population age 65 and over from 2000 to 2023 and shows that this age group has increased as a percentage of the population over this time period and is expected to continue to do so through 2023 for all geographic levels. In Paducah, the proportion of the population over 65 increased between 2000 and 2018 from 20.3% to 21.3%, although it decreased from 2000 to 2010. The same trend is apparent for the other geographic areas. The proportion of the population age 65 and over is expected to continue to increase. By 2023, Paducah is projected to have nearly 24% of the total population in this age cohort. Paducah's percentage over age 65 is higher than the comparisons, and these figures emphasize the importance of facilities and services for seniors in Paducah.

Table 2.3: Population Age 65 and over (2000-2023)

	2000	2010	2018	2023
USA	12.4%	13.0%	16.0%	18.0%
Kentucky	12.5%	13.3%	16.5%	18.9%
McCracken County	15.9%	16.8%	20.6%	23.4%
Paducah	20.3%	18.2%	21.3%	23.9%

Source: U.S. Census Bureau, Esri forecasts

2.2.5 Children

Table 2.5 presents the population under age 18 from 2000 to 2023. The table indicates that in Paducah the percentage of children decreased from 22.5% in 2000 to 20.3% in 2018. The percentage of the population within this age group is expected to drop further to 20% by 2023. The trend of a declining percentage of children is apparent at the state, regional, and national levels. As of 2018, Paducah now has fewer children than seniors. However, children will continue to represent a fifth of the population.

Table 2.4: Population under Age 18 (2000-2023)

	2000	2010	2018	2023
USA	25.7%	24.0%	22.2%	21.9%
Kentucky	24.6%	23.6%	21.7%	21.5%
McCracken County	23.4%	22.4%	20.6%	20.3%
Paducah	22.5%	21.8%	20.3%	20.0%

Source: U.S. Census Bureau, Esri forecasts

2.2.6 Income and Educational Attainment

The 2018 median household income in Paducah (\$34,995) was much lower than the values for McCracken County (\$44,675), the State of Kentucky (\$47,571), and the nation (\$58,100). Household income in Paducah has grown since 2000 but has not kept up with inflation (see Table 2.5). This trend is also apparent at the other geographic levels. Per capita income in Paducah is lower than the figures for the other geographic levels. Per capita income has increased since 2000 and also has not kept pace with inflation in Paducah but has at the other geographic levels.

Table 2.5: Household Income (2000-2023)

	2000	2000 Adjusted	2018	2023
Median Household Income				
USA	\$41,994	\$61,664	\$58,100	\$65,727
Kentucky	\$33,672	\$49,444	\$47,571	\$53,381
McCracken County	\$33,865	\$49,728	\$44,675	\$50,169
Paducah	\$26,137	\$38,380	\$34,995	\$37,133
Per Capita Income				
USA	\$21,587	\$31,698	\$31,950	\$36,530
Kentucky	\$18,093	\$26,568	\$26,546	\$29,784
McCracken County	\$19,533	\$28,682	\$27,916	\$31,057
Paducah	\$18,417	\$27,044	\$24,885	\$27,346

Source: U.S. Census Bureau, Esri forecasts

As can be seen in Table 2.6, educational attainment has increased in Paducah since 2000. As of 2018, nearly 25% of residents age 25 and older had a bachelor's degree or above, and more than 9.4% of residents in Paducah age 25 or over had a master's degree or above. These numbers are higher than McCracken County and Kentucky, although lower than the USA. All areas have experienced increased educational attainment since 2000.

Table 2.6: Educational Attainment Age 25 and Over (2000-2018)

Educational Attainment (Highest Level)	Paducah		McCracken County		Kentucky		USA	
	2000	2018	2000	2018	2000	2018	2000	2018
No High School Diploma	23.4%	12.5%	19.8%	10.9%	25.9%	13.8%	19.6%	12.3%
High School/GED	31.1%	27.4%	33.3%	28.5%	33.6%	31.7%	28.6%	27.0%
Some College, No Degree	21.2%	23.8%	22.0%	23.6%	18.5%	21.7%	21.1%	20.5%
Associates Degree	5.8%	11.6%	6.9%	13.0%	4.9%	8.9%	6.3%	8.5%
Bachelors Degree	11.0%	15.3%	11.3%	14.8%	10.3%	14.4%	15.5%	19.6%
Graduate/Professional/Doctorate Degree	7.5%	9.4%	6.7%	9.1%	6.9%	9.5%	8.9%	12.2%

Source: U.S. Census Bureau, Esri forecasts

2.2.7 Growth of Ethnic Populations

Paducah has experienced a reduction in the proportion of the population consisting of White or Black residents, while Hispanic and Two or More Races populations have increased (Table 2.7). The White population, while still representing the largest population group, declined to 72.6% in 2016, compared to 72.8% in 2000, representing over a 1,000 fewer residents. These growing populations may have different recreation preferences than the populations during the time parks were constructed. These populations are projected to continue growing, so engagement of these residents is essential for the city to continue to meet the parks and recreation needs of the population.

Table 2.7: Race and Hispanic Origin (2000-2016)

Year	Total Population	White Alone		Black Alone		Asian Alone		Other Race Alone		Two or More Races		Hispanic	
		#	%	#	%	#	%	#	%	#	%	#	%
2000	26,307	19,145	72.8%	6,353	24.1%	169	0.6%	230	0.9%	410	1.6%	362	1.4%
2017	24,879	18,069	72.6%	5,725	23.0%	159	0.6%	279	1.1%	647	2.6%	708	2.8%
# Change	-1,428	-1,076		-628		-10		49		237		346	
% Change	-5.4%	-5.6%		-9.9%		-5.9%		21.3%		57.8%		95.6%	

Source: U.S. Census Bureau, ACS 5-Year Estimates (2012-2016)

2.2.8 Conclusion

These demographic trends indicate aging of the population, increased educational levels, and diversification of the population of Paducah. These trends will collectively shape the future of Paducah. The direction chosen for parks and recreation in Paducah will determine the availability of opportunities for these residents and will help to enrich the quality of life in the city for years to come.

2.3 BENCHMARKING COMPARISONS

One method of evaluating parks and recreation services offered in a community is to use benchmarking comparisons to other communities. The National Recreation and Park Association (NRPA) Park Metrics program provides a variety of data for use in benchmarking. The ensuing analysis uses data from 31 comparable jurisdictions located in Kentucky, Indiana, Illinois, Missouri, Tennessee, and Arkansas that served populations between 10,000 and 50,000 that participated in the Park Metrics program (Table 2.8). The organization also provides an annual report¹ that includes national performance benchmarks, which was also used as part of this process.

Table 2.8: Benchmark Agencies

Agency	State	Population	Budget
Bourbonnais Township Park District	IL	39,257	\$3,220,681
Buffalo Grove Park District	IL	41,226	\$21,400,000
City of Collegedale Parks & Recreation	TN	12,000	\$9,059,956
City of Covington	KY	40,000	\$466,837
Clayton Parks & Recreation Department	MO	15,935	\$6,021,882
Downers Grove Park District	IL	49,715	\$12,393,757
Frankfort Square Park District	IL	18,500	\$6,918,285
Galesburg (City of)	IL	31,000	\$4,759,870
Hanover Park Park District	IL	38,000	\$4,665,608
Hickory Hills Park District	IL	17,500	\$2,269,715
Highland Parks & Recreation	IN	24,000	\$2,200,000
Homewood-Flossmoor Park District	IL	29,421	\$11,087,271
Hopkinsville (City of) Community and Development Services, Inc.	KY	34,000	\$1,500,000
Kirksville Parks and Recreation	MO	17,536	\$762,129
Kirkwood Parks and Recreation	MO	27,540	\$3,591,000
Mexico Parks & Recreation Dept	MO	11,680	\$1,489,330
Morale, Welfare & Recreation Dept.	IL	25,000	\$18,826,221
Mundelein Park & Recreation District	IL	36,000	\$8,869,198
New Haven-Adams Township Parks Dept	IN	18,000	\$1,144,573
Nixa Parks and Recreation	MO	24,000	
Northbrook Park District	IL	33,655	\$15,300,000
O'Fallon (City of) Parks & Recreation Dept	IL	42,000	\$3,560,000
Park Forest (Village of) Recreation & Parks Department	IL	22,200	\$3,774,003
Rock Island Parks and Recreation	IL	39,116	\$6,000,000
Rolla Parks and Recreation	MO	20,293	\$1,522,792
Rolling Meadows Park District	IL	24,000	\$6,840,000
Shelbyville / Shelby County Parks and Recreation	KY	43,500	\$2,079,081
Vernon Hills Park District	IL	26,607	\$9,889,225
Wentzville (City of) Parks and Recreation	MO	36,727	\$6,431,885
Worth Park District	IL	10,789	\$975,342
Zion Park District	IL	24,413	\$6,611,697

¹ National Recreation and Park Association (NRPA), "2018 NRPA Agency Performance Review Park And Recreation Agency Performance Benchmarks," <https://www.nrpa.org/siteassets/nrpa-agency-performance-review.pdf> (accessed March 19 2018).

Paducah is not a participant in the NRPA Park Metrics program, so figures were determined based on information provided by the city. Because the data for other park systems was limited to parks and facilities managed by those agencies, only parks and facilities managed by the City of Paducah were included in this analysis (school and private facilities were not included). The figures used in this analysis for Paducah were for the 2017/2018 fiscal year, and the figures for the comparison municipalities were those entered for 2018.

The comparisons are organized into the following categories: parkland information, trail information, department functions, staffing, operating budget, capital budget, programs, and facilities. The following text details the findings of the benchmarking analysis. The values presented in these comparisons are based on information reported to Park Metrics by the municipalities and may vary from actual budgets and measurements.

2.3.1 Parkland Information

Table 2.9 indicates that the City of Paducah provides 25.6 acres of parkland per thousand population. This number is much higher than the benchmark median of 9.7. This number indicates that Paducah provides more parkland and open space than other communities. Paducah's population per park of 962 is also lower than the benchmark median of 1,429, indicating a higher level of service.

The parkland as a percentage of total jurisdiction land measurement of 4.9% places Paducah just below the benchmark median (5.3%). These comparisons indicate that the city has a similar inventory of parkland compared to other jurisdictions.

A look at the percentage of parkland that is developed for parks and recreation purposes shows that Paducah has a smaller percentage of developed parkland (64%) than other benchmark communities (89%).

Table 2.9: Parkland Information

PARKLAND INFORMATION	Paducah	Benchmark	National
Acreage of Parkland			
Lower Quartile		134	
Median	640.2	327	N/A
Upper Quartile		549	
Acreage of Parkland per 1,000 Population			
Lower Quartile		6.3	
Median	25.6	9.7	10.1
Upper Quartile		18.1	
Population per Park			
Lower Quartile		1,064	1,233
Median	962	1,429	2,114
Upper Quartile		1,987	4,451
Parkland as a Percentage of Total Jurisdiction Land			
Lower Quartile		2.8%	
Median	4.9%	5.3%	N/A
Upper Quartile		6.4%	
Percent of Acreage Developed for Parks and Recreation Purposes			
Lower Quartile		70%	
Median	64%	89%	N/A
Upper Quartile		100%	

2.3.2 Trail Information

The comparison of total miles of trails managed by the City of Paducah (Table 2.10) shows 4.8 miles of trails, compared to the benchmark median of 5.3 miles. Total trail miles per jurisdiction square mile is a measurement that controls for differences in the physical size of comparative municipalities. Paducah has 0.23 miles of trails per square mile of the city, less than half of the benchmark median.

The trail miles per ten thousand population measurement, which controls for the population difference between the benchmark communities, shows a value of 1.9 for Paducah which is slightly above than the benchmark median (1.7). These numbers indicate that Paducah is slightly behind other jurisdictions regarding the provision of trails.

Table 2.10: Trail Information

TRAIL INFORMATION	Paducah	Benchmark
Total Trail Miles Managed or Maintained		
Lower Quartile		3.0
Median	4.8	5.3
Upper Quartile		9.6
Total Trail Miles per Jurisdiction Sq. Mi.		
Lower Quartile		0.2
Median	0.23	0.6
Upper Quartile		1.0
Total Trail Miles per 10,000 Population		
Lower Quartile		1.3
Median	1.9	1.7
Upper Quartile		3.4

2.3.3 Department Functions

The list of department functions in Table 2.11 shows the percentage of benchmark departments that provide these services and whether Paducah currently performs the function. The city conducts most of the functions at the top of the list to some degree. The most notable function in this comparison currently not provided by Parks and Recreation is operate and maintain non-park sites, which is conducted by over 60% of the benchmark communities.

Table 2.11: Department Functions

AGENCY RESPONSIBILITIES	Paducah	Benchmark	National
The agency...			
Provide recreation programming and services	X	100%	92%
Operate and maintain park sites	X	93%	95%
Operate and maintain indoor facilities	X	86%	88%
Include in its operating budget the funding for planning and development functions	X	82%	62%
Conduct major jurisdiction wide special events	X	79%	73%
Have budgetary responsibility for its administrative staff	X	79%	89%
Operate, maintain, or contract outdoor swim facilities/water parks	X	71%	48%
Operate, maintain, or manage trails, greenways, and/or blueways (TGB)	X	71%	75%
Operate and maintain non-park sites		61%	63%
Operate, maintain, or manage special purpose parks and open spaces	X	61%	66%
Administer community gardens	X	43%	41%
Operate, maintain, or contract golf courses	X	36%	32%
Operate, maintain, or contract tennis center facilities		36%	46%
Administer or manage tournament/event quality outdoor sports complexes		36%	55%
Operate, maintain, or contract indoor swim facility		32%	25%
Administer or manage tournament/event quality indoor sports complexes		21%	19%
Maintain, manage or lease indoor performing arts center		18%	18%
Manage large performance outdoor amphitheaters	X	18%	24%
Operate, maintain, or contract campgrounds		14%	16%
Operate, maintain, or contract tourism attractions	X	14%	28%
Administer or manage farmer's markets	X	14%	18%
Manage or maintain fairgrounds		7%	5%

2.3.4 Staffing

Values related to staffing are provided for Paducah and benchmark communities in Table 2.12. Paducah employs 28 full-time employees, well above the benchmark median. The department employs part-time representing the equivalent of 20.7 FTEs for a total of 48.7, slightly above the benchmark median. These numbers indicate that Paducah’s staffing levels are similar to the benchmarks with a larger percentage as full-time employees.

On a per population basis, Paducah employs more FTE staff (19.5 per 10,000 population) compared to the benchmark median (14.3); however, Paducah has a much higher number of acres of parkland per FTE at 13.1 than the benchmark median of 5.4, indicating that compared to the number of acres offered by Paducah Parks and Recreation, the city employs a small number of staff members.

Table 2.12: Staffing

STAFFING	Paducah	Benchmark	National
Number of Full-Time Employees			
Lower Quartile		9.8	
Median	28	16.5	N/A
Upper Quartile		30.3	
Number of Full-Time Equivalent (FTE) Employees			
Lower Quartile		15.4	
Median	48.7	41.4	N/A
Upper Quartile		75.9	
FTE per 10,000 Population			
Lower Quartile		8.0	
Median	19.5	14.3	7.9
Upper Quartile		27.9	
Acres of Parkland per FTE			
Lower Quartile		2.2	
Median	13.1	5.4	N/A
Upper Quartile		16.7	

2.3.5 Operating Budget

The total operating budget (Table 2.13) for parks and recreation in Paducah for 2018 was \$3.4 million, which is lower than the \$4.7 million median of the benchmark municipalities. The per capita operating expenditure for the City of Paducah was \$135, lower than the benchmark median of \$153. The national median values are lower than the benchmark communities and lower than Paducah’s expenditures. Expenditures by the City of Paducah were lower both in terms of total budget and on a per capita basis. Based on the per capita values in Table 2.13.

The total operating expenditure per acre of parkland was \$5,264 for the City of Paducah. This figure is well below the benchmark median and lower quartile value. This lower value for Paducah is a result of a lower operating budget but larger amount of total parkland compared to the benchmarks. Paducah’s expenditures per FTE are also lower than the comparisons, however, because the department has comparatively more staff than the benchmarks compared to the operating budget. Paducah spends \$69,203 per FTE, compared to \$99,180 for the benchmark median.

The \$353,859 in earned revenue is much lower than the benchmark median. Similarly, this revenue represents just 10% of the Parks and Recreation budget, which is far below the benchmark median (38%). Finally, Paducah Parks and Recreation generated \$14 per capita in 2018, about a fourth of the benchmark median (\$58) and half of the lower quartile value. The national median for revenue per capita was less than half of that of the benchmark communities but still more than the value for Paducah. The city’s lower cost recovery numbers are likely related to the small number of revenue generating facilities and programs and lower fees.

Table 2.13: Operating Budget

OPERATING BUDGET	Paducah	Benchmark	National
Agency's TOTAL Operating Expenditures for the Fiscal Year			
Lower Quartile		\$1,800,937	
Median	\$3,370,205	\$4,665,608	N/A
Upper Quartile		\$7,893,742	
Agency's TOTAL Non-Tax Revenue for the Fiscal Year			
Lower Quartile		\$659,829	
Median	\$353,859	\$1,250,000	N/A
Upper Quartile		\$3,115,889	
Revenue as a percentage of Total Operating Expenditures			
Lower Quartile		24%	
Median	10%	38%	28%
Upper Quartile		60%	
Operating Expenditures per Capita			
Lower Quartile		\$83	\$42
Median	\$135	\$153	\$78
Upper Quartile		\$328	\$151
Operating Expenditures per Acre of Land Managed			
Lower Quartile		\$7,184	\$2,907
Median	\$5,264	\$13,645	\$6,589
Upper Quartile		\$39,421	\$15,999
Operating Expenditures per FTE			
Lower Quartile		\$63,223	\$68,344
Median	\$69,203	\$99,180	\$92,916
Upper Quartile		\$143,275	\$134,812
Non-Tax Revenue per Capita			
Lower Quartile		\$33	\$6
Median	\$14	\$58	\$19
Upper Quartile		\$107	\$51

2.3.6 Capital Budget

Table 2.14 shows capital budget comparisons for the benchmark communities. These numbers indicate a capital budget of \$0 for Paducah Parks and Recreation. The benchmark median is \$579,970. The capital expenditures per capita in Paducah and also \$0, compared to the benchmark of \$24.

Because this master plan is intended to provide direction for capital improvements, the five-year capital budget has not yet been determined for Paducah. The median of the benchmark communities is \$3 million. If Paducah were to invest in parks at the same rate as the benchmark communities, the annual capital budget would be approximately \$600,000 or \$3 million over five years.

2.3.7 Programs

The list of program categories in Table 2.15 includes the percentage of benchmark departments that offer each type of program. The table also indicates whether Paducah offers programs of each type. The table is

Table 2.14: Capital Budget

CAPITAL BUDGET	Paducah	Benchmark
Total Capital Park Budget for Next 5-Years		
Lower Quartile		\$1,557,386
Median	TBD	\$2,950,000
Upper Quartile		\$5,000,000
Total Capital Budget this Fiscal Year		
Lower Quartile		\$286,766
Median	\$0	\$579,970
Upper Quartile		\$1,760,791
Total Capital Costs per Capita this Fiscal Year		
Lower Quartile		\$16.67
Median	\$0.00	\$23.61
Upper Quartile		\$46.88

separated into two groups of programs: "Activities" which include programs for all users and "Out-of-School Time Activities" which include programs for specific user groups (children, seniors, etc.).

Paducah currently offers a wide variety of programming. The department offers most of the activity types to some degree with the notable exception of health and wellness education, visual arts, and natural and cultural history activities.

The list of out-of-school time programs shows that Paducah has offerings in many of these categories. The most notable category not offered is teen programs, which are offered by 59% of benchmark communities and 63% of departments throughout the country, and programs for people with disabilities (56% and 62%).

Table 2.15: Programs

PROGRAMS	Paducah	Benchmark	National
Activities			
Fitness enhancement classes	X	96%	78%
Team sports	X	96%	86%
Social recreation events	X	96%	81%
Health and wellness education		93%	78%
Themed special events	X	93%	84%
Safety training	X	81%	71%
Individual sports	X	81%	68%
Aquatics	X	81%	69%
Racquet sports	X	78%	62%
Trips and tours	X	78%	64%
Martial arts	X	70%	61%
Visual arts		70%	56%
Performing arts	X	63%	62%
Natural and cultural history activities		59%	53%
Golf	X	52%	47%
Cultural crafts		52%	58%
Out-of-School Time (OST) Activities			
Summer camp	X	82%	84%
Specific senior programs	X	70%	79%
Specific teen programs		59%	63%
Programs for people with disabilities		56%	62%
Preschool		56%	36%
After school programs		52%	55%
Before school programs		41%	21%
Full daycare		7%	8%

2.3.8 Facilities

Table 2.16 provides a list of recreational facilities with a mark to indicate whether the facility is offered by Paducah. This table also shows the percentage of benchmark communities that offer the facility. Paducah offers all of the outdoor facilities offered by a majority of benchmark departments. For indoor facilities, Paducah offers a community center, which is offered by 70% of benchmark departments, and a senior center, which is offered by 34% of the benchmarks. The Paducah Recreation Center offers a gym, which is offered by 30% of benchmark agencies.

Table 2.16: Facilities

FACILITIES	Paducah	Benchmark	National
Outdoor Activity Areas			
Playgrounds	X	100%	92%
Tennis courts (outdoor only)	X	93%	77%
Basketball courts	X	85%	83%
Diamond fields: baseball - youth	X	81%	75%

Table 2.16: Facilities (Continued)

FACILITIES	Paducah	Benchmark	National
Outdoor Activity Areas			
Diamond fields: softball fields - adult	X	81%	66%
Diamond fields: softball fields - youth	X	74%	59%
Rectangular fields: soccer field - youth	X	74%	47%
Rectangular fields: soccer field - adult	X	70%	42%
Swimming pools (outdoor only)	X	56%	52%
Rectangular fields: multi-purpose	X	52%	63%
Diamond fields: baseball - adult	X	52%	55%
Dog park	X	48%	55%
Community gardens	X	44%	46%
Skate park	X	41%	14%
Rectangular fields: football field		41%	38%
Ice rink (outdoor only)		41%	16%
Diamond fields: tee-ball		26%	38%
Golf course (18-hole)	X	22%	N/A
Multipurpose synthetic field		19%	15%
Rectangular fields: lacrosse field		11%	11%
Rectangular fields: field hockey field		11%	4%
Indoor Activity Areas			
Community centers	X	70%	54%
Recreation centers	X	67%	57%
Senior centers	X	34%	41%
Nature centers		33%	26%
Gyms	X	30%	55%
Performance amphitheater		30%	30%
Fitness center		26%	38%
Ice rink		22%	18%
Non-competitive pool (leisure only)		22%	N/A
Competitive swimming pools (25M)		19%	N/A
Indoor track		15%	13%
Teen centers		11%	12%
Competitive swimming pools (50M)		4%	N/A
Therapeutic pool		4%	N/A
Stadiums	X	4%	17%
Arena		4%	9%

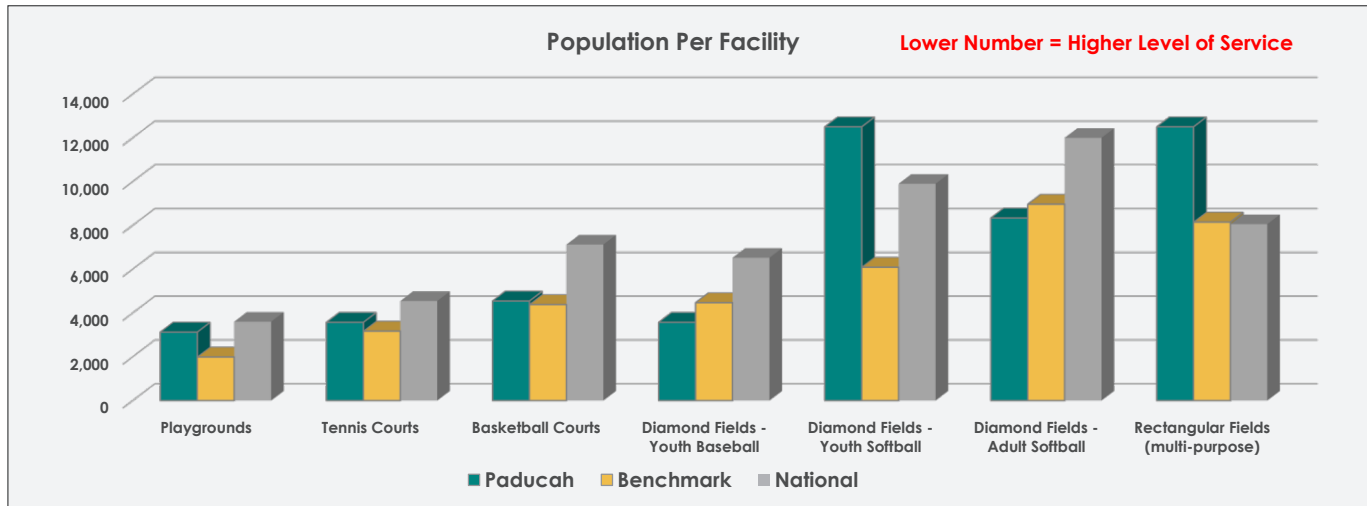
A comparison of population per facility provides a way to evaluate the existing quantity of each type of amenity compared to other communities. This comparison can help to identify facilities that the city might want to add in the future. Population per facility values for playgrounds, tennis courts (outdoor), basketball courts (outdoor), ballfields (youth baseball, youth softball, and adult softball diamonds), and rectangular fields are presented in Figure 2.2.² Tables 2.17 and 2.18 show the numeric values for these and other facilities plus upper and lower quartile values. A lower value indicates a higher level of service.

The City of Paducah has eight (8) playgrounds at seven (7) different parks throughout the city. The resulting population per playground is 3,126 , which is a lower level of service than the benchmark median but similar to the national median. Paducah offers seven (7) tennis courts at Noble Park, providing a slightly lower level of service (one per 3,573 people) than the benchmark median (3,171) but above the national median. The city has a similar level of service to the benchmark median for basketball courts with 5.5 at three parks (Voor Park offers ½ court) or 4,547 population per facility, compared to 4,384 for the benchmark median.

² The analysis was limited to these facilities due to availability of data for comparison departments.

The chart also shows population per facility values for three types of diamond fields. Paducah provides a higher level of service for youth baseball fields and a lower level of service for youth softball fields, compared to the benchmark comparisons, and Paducah has a higher level of service for adult softball fields. The city also has a lower level of service for rectangular fields 12,506 population per facility than the benchmark of 18,965. Most of the rectangular fields used for Paducah sports are located at McCracken County Soccer Fields and not operated by the city.

Figure 2.2: Median Population Per Facility



Paducah provides one (1) skate park, giving the city a similar level of service (one per 25,011 population) as the benchmark. Paducah also offers one swimming pool, one dog park, and one community garden, all provided levels of service similar to the benchmarks.

Table 2.17: Population Per Facility (Outdoor)

POPULATION PER FACILITY (OUTDOOR)	Paducah	Benchmark	National
Playgrounds			
Lower Quartile		1,450	
Median	3,126	1,989	3,600
Upper Quartile		3,984	
Tennis Courts			
Lower Quartile		1,842	
Median	3,573	3,171	4,545
Upper Quartile		5,813	
Basketball Courts			
Lower Quartile		3,444	
Median	4,547	4,384	7,122
Upper Quartile		8,750	
Diamond Fields - Youth Baseball			
Lower Quartile		2,514	
Median	3,573	4,469	6,519
Upper Quartile		8,108	
Diamond Fields - Youth Softball			
Lower Quartile		4,523	
Median	12,506	6,087	9,900
Upper Quartile		17,136	
Diamond Fields - Adult Softball			
Lower Quartile		5,194	
Median	8,337	8,965	12,000
Upper Quartile		18,125	

Table 2.17: Population Per Facility (Outdoor) (Continued)

POPULATION PER FACILITY (OUTDOOR)	Paducah	Benchmark	National
Rectangular Fields (multi-purpose)			
Lower Quartile		5,873	
Median	12,506	8,150	8,055
Upper Quartile		17,175	
Swimming Pools			
Lower Quartile		11,680	
Median	25,011	24,000	31,709
Upper Quartile		36,727	
Skate Park			
Lower Quartile		18,500	
Median	25,011	24,413	46,850
Upper Quartile		36,000	
Dog Park			
Lower Quartile		18,018	
Median	25,011	29,421	41,500
Upper Quartile		40,171	
Community Gardens			
Lower Quartile		11,760	
Median	25,011	25,977	27,587
Upper Quartile		37,682	

Paducah offers four (4) of the indoor facilities indicated in Table 2.18. The recreation center, senior center, and gymnasium provide similar levels of service to the benchmarks. Three facilities are included in the table that are not offered by Paducah Parks and Recreation. Based on these median benchmarks, the city population could accommodate a fitness center, a competitive swimming pool, and a nature center.

Table 2.18: Population Per Facility (Indoor)

POPULATION PER FACILITY (INDOOR)	Paducah	Benchmark	National
Recreation Centers			
Lower Quartile		8,597	
Median	25,011	19,307	27,375
Upper Quartile		37,324	
Community Centers			
Lower Quartile		18,000	
Median	12,506	24,000	27,486
Upper Quartile		36,000	
Senior Centers			
Lower Quartile		19,720	
Median	25,011	26,917	45,436
Upper Quartile		36,182	
Gymnasiums			
Lower Quartile		4,947	
Median	25,011	17,089	27,334
Upper Quartile		30,791	
Fitness Centers			
Lower Quartile		18,500	
Median	N/A	24,000	40,602
Upper Quartile		43,500	

Table 2.18: Population Per Facility (Indoor) (Continued)

POPULATION PER FACILITY (INDOOR)	Paducah	Benchmark	National
Competitive Swimming Pools			
Lower Quartile		10,360	
Median	N/A	28,326	53,312
Upper Quartile		42,404	
Nature Centers			
Lower Quartile		20,350	
Median	N/A	31,000	99,783
Upper Quartile		42,750	



INVENTORY OF PARKS, FACILITIES, AND PROGRAMS

3.1 INTRODUCTION

This chapter of the Master Plan identifies existing conditions of parks and recreation facilities in Paducah. It begins with a description of park classifications to provide an understanding of their functions. An inventory of parks and recreation facilities follows, including park locations, facilities offered, and other observations. An inventory of programs offered by Paducah Parks and Recreation concludes this chapter.

3.2 PARKLAND AND RECREATION AREA CLASSIFICATION SYSTEM

The purpose of a parks and recreation classification system is to evaluate the overall recreation opportunities that are available to the public. In some cases, communities “meet the standard” in terms of acreage, but this provision is met through a single park that does not provide for the entire community. A park system should be evaluated as a composite of recreation areas with each meeting a particular public need. Therefore, a system of parks is necessary to provide a combination of smaller Neighborhood Parks, larger Community Parks, and Special Use Parks that meet specific needs.

The parks and recreation facilities inventory in this chapter identifies each park by its park classification and lists the specific facilities provided at each location. Table 3.1 defines each park category by its typical size and service area, population served, typical features and facilities, and desirable characteristics. The categories and descriptions were adapted from Recreation, Park and Open Space Standards and Guidelines, published by the National Recreation and Park Association in 1987 and 1995.

3.3 INVENTORY OF PADUCAH PARKS AND RECREATION AREAS

Residents of Paducah are offered a variety of parks, recreation facilities, and programs. Table 3.2, Park and Recreation Resources Inventory provides a summary of parks, recreation areas, and facilities in the City of Paducah with an indication of the park classification for each property.

The table indicates the location of the property by park type category as defined in Chapter 2. The Existing Parks and Trails map (Figure 3.1) shows the location of each of the parks and recreation areas offered by the City of Paducah. The following text provides a detailed narrative summary of these facilities. Aerial photos of each park can be found in Appendix B.

Table 3.1: Park Classifications

PARK CLASSIFICATION	TYPICAL SIZE and SERVICE AREA	DEVELOPED ACRES/1,000 POPULATION	TYPICAL FEATURES/ FACILITIES	DESIRABLE CHARACTERISTICS
Local Space				
Mini Park (MP)	<p>Size: Less than 2 acres of developed parkland; less than 3 total acres</p> <p>1/2 mile service area</p> <p>10-minute walk</p>	<p>Combined with Neighborhood Park</p>	<p>Typical facilities may include playgrounds, small multi-use court area, and benches.</p>	<p>Often provided in association with school facilities. Some developed as part of residential developments.</p> <p>May also provide open space as needed to serve high density neighborhoods where households have limited yard space.</p>
Neighborhood Park (NP)	<p>Size: 2-10 acres of developed parkland; 3-15 total acres</p> <p>½-1.0 mile service area</p> <p>10-minute walk</p> <p>To serve a population up to 3,000</p>	<p>1.0 Acre/1,000</p>	<p>Suited for intense development</p> <p>Typical facilities include athletic fields, game courts, playgrounds, drinking fountains, picnic areas/shelters, and walking trails.</p>	<p>Easily accessible to neighborhood population (safe walking and bike distance).</p> <p>May be developed as park/school facility or in conjunction with service agency facility.</p> <p>May not be needed in areas served locally by larger parks.</p>
Community Park (CP)	<p>10-30+ acres of developed parkland; 20 or more total acres</p> <p>1.0-2.0 mile service radius</p> <p>5-minute drive</p> <p>To serve several neighborhoods with populations up to 20,000</p>	<p>2.0 Acres/1,000</p>	<p>Typical facilities include all those listed for Neighborhood Parks plus; major swimming pool, field or game court complex, major recreation or community center, etc.</p> <p>May include an area of natural quality for picnicking, walking, etc.</p> <p>May have an active or passive recreation focus or a balance of both - parks with passive focus will have a higher percentage of undeveloped land</p>	<p>Capable of providing a range of intensive recreational activities; or, provides one or two activities that attract users from multi-neighborhood areas.</p> <p>Park should ideally be located near schools.</p> <p>May meet Neighborhood Park needs for users within a 10-minute walk.</p>
Special Use (SU)	<p>Serves community-wide area</p>	<p>N/A (but may contribute to total open space requirement)</p>	<p>Area for specialized or single purpose recreational activities such as plazas, major pools, riverfront park areas, golf courses, athletic complexes, indoor facilities, etc.</p>	<p>Area should be located to meet the specific needs of the intended use.</p>
Open Space (OS)	<p>N/A</p>	<p>N/A (but contributes to total open space requirement)</p>	<p>Special use areas of low or limited development. Includes undeveloped areas, urban greenspaces, and small designated natural areas.</p> <p>May include urban greenspaces (mowed and landscaped areas) of any size. These areas are considered developed but have predominantly passive uses, few structures, and limited impervious areas.</p> <p>Typical facilities include walking/hiking trails, picnic areas, gardens, and open grass areas.</p>	<p>Includes undeveloped properties that may be developed in the future.</p> <p>May also function as small Nature Parks.</p> <p>Educational opportunities desirable in developed or undeveloped areas.</p>

Table 3.1: Park Classifications (Continued)

PARK CLASSIFICATION	TYPICAL SIZE and SERVICE AREA	DEVELOPED ACRES/1,000 POPULATION	TYPICAL FEATURES/ FACILITIES	DESIRABLE CHARACTERISTICS
Regional Space				
Regional Park (RP)	<p>Size: 100 + Acres</p> <p>3-5 mile service radius</p> <p>Travel time within 10 minutes (potentially longer depending on amenities)</p> <p>To serve most of the city but located regionally</p>	<p>4.0 Acres/1,000 (Developed)</p> <p>10.0 Acres/1000 (Total)</p>	<p>Large properties that contain some active recreation facilities and a large percentage of natural or geographical features. Should include both active and passive features.</p> <p>Target size of 100 or more acres with up to 50% developed for recreation. Should be located near major roads.</p> <p>Destination-oriented parks. May contain picnic areas, any of the active elements found in local space, regional aquatic facilities, and regional indoor facilities. Should connect to linear park and trail system.</p>	<p>Capable of providing a range of specific recreational facilities. May include unique natural areas of ecological interest.</p> <p>May meet smaller park needs for users within those service areas.</p> <p>May be located in rural areas but should be readily accessible to most of the city and county population. Service multiple jurisdictions. May serve population outside of the county as well.</p>
Nature Parks or Preserves (NatP)	<p>Size as needed to protect the resource</p>	<p>N/A (but contributes to total open space requirement)</p>	<p>Majority of park to remain in its natural state (less than 20% developed)</p> <p>Facilities should focus on education by use of "nature activities" and should reinforce that philosophy by offering habitat enhancement, trails, nature centers, and interpretive signage. Should also include parking and restrooms.</p>	<p>The park should be of sufficient size to protect the natural resource and provide a buffer from offsite conditions. Should include unique natural areas with ecological interest.</p> <p>Typical size should be over 50 acres for management efficiency and to promote ecosystem services.</p>
State Parks (SP)	<p>Size as needed to protect natural resources of State or regional significance</p>	<p>N/A</p>	<p>Majority of park to remain in its natural state.</p> <p>The park should be of sufficient size to protect the natural resource and provide a buffer from offsite conditions.</p>	<p>Should include unique natural areas with ecological interest, lakes, or other features of state or regional interest.</p> <p>Serve state-wide area or beyond.</p> <p>Size will vary based on the area required to protect the resource.</p>

3.4 NEIGHBORHOOD PARKS

A Neighborhood Park is a small but highly developed park located within a short walking (10-minutes) or biking distance of residents with facilities such as game courts, playgrounds, picnic areas/shelters, athletic fields, and walking trails. A Mini Park is a small Neighborhood Park, typically located in more densely populated areas where availability of land is limited.

3.4.1 Brockenborough Rotary Health Park (5.2 acres) – Neighborhood Park

Site Location

Brockenborough Rotary Health Park is located between N 14th Street and N 13th Street, south of Martin Luther King Jr Drive.

Existing Facilities

- Playground
- Shared-use trail (0.3 miles)
- Community garden
- Sprayground
- Outdoor fitness equipment
- Restrooms



Park Issues

- None

3.4.2 Independence Park (0.7 acres) – Mini Park

Site Location

Independence Park is located at the corner of Jackson Street and Lone Oak Road. The entrance is on Forest Circle.

Existing Facilities

- Gazebo
- Climbing rocks

Park Issues

- Poor condition of mulch at climbing rocks
- Drainage at climbing rocks
- Used as a dog park
- Limited features



3.4.3 Keiler Park (2.8 acres) – Neighborhood Park

Site Location

Keiler Park is located on Broadway and Nahm Street.

Existing Facilities

- Playground
- 4 picnic shelters (2 large, 2 small)
- GaGa pit
- Pedestrian bridge
- Gravel parking lot
- Portable toilet

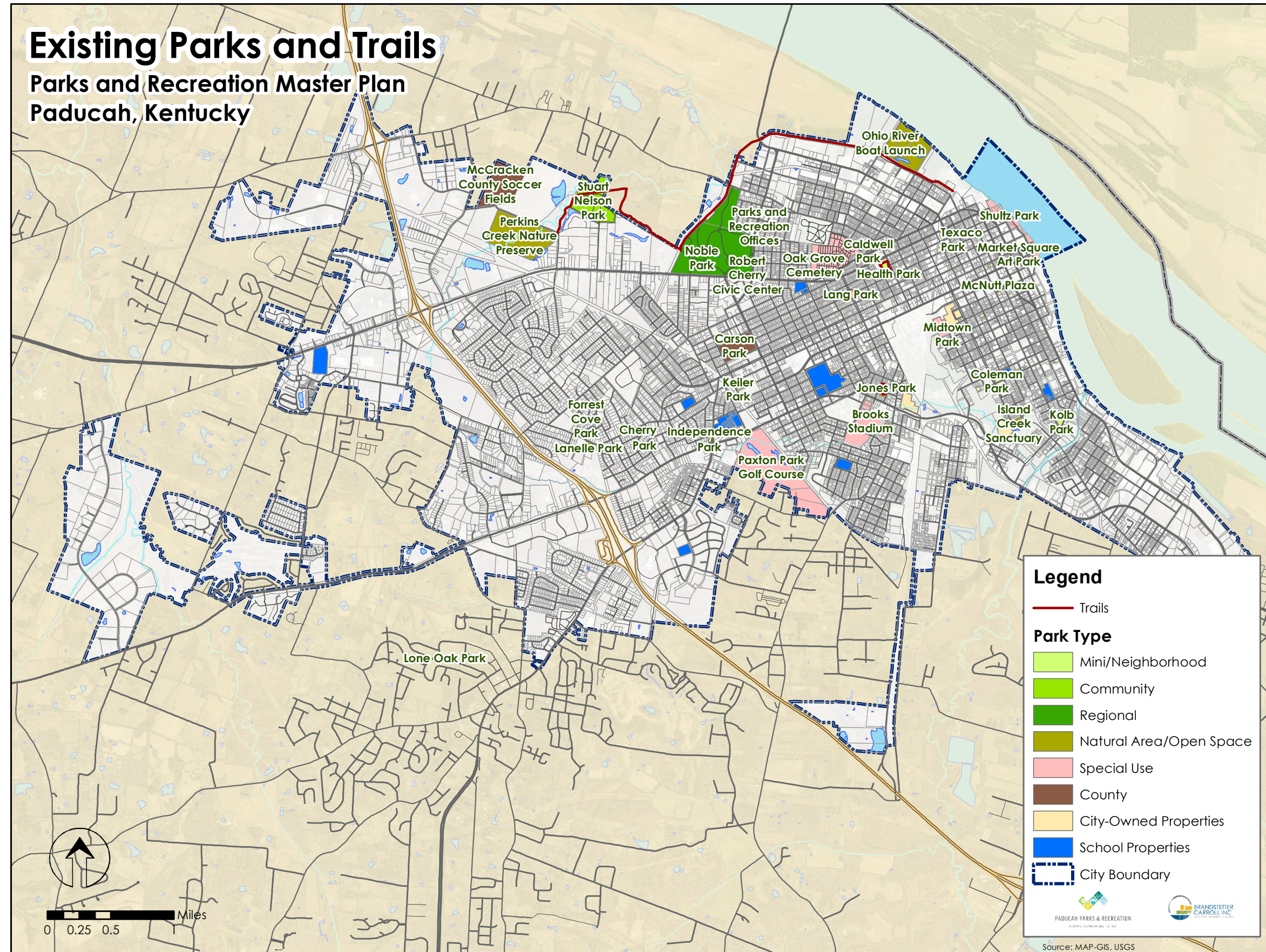


Park Issues

- Lack of walkways – Paved access to park amenities is needed.
- Limited accessibility (ADA)
- No separate age 2-5 playground equipment
- Lacks perimeter trail
- Limited features
- Unpaved parking lot



Figure 3.1: Existing Parks and Trails



3.4.4 Kolb Park (1.9 acres) – Neighborhood Park

Site Location

Kolb Park is located on the corner of 6th Street and Broad Street.

Existing Facilities

- Playground (3 separate pieces of equipment and swings)
- Picnic shelter
- Playfield with backstop
- Restrooms



Park Issues

- Lack of walkways – Paved access to park amenities is needed.
- Limited accessibility (ADA) – no walkway to shelter
- No edging at playground
- Lacks signage
- Lacks perimeter trail
- Limited features



3.4.5 Langstaff Park (0.6 acres) – Mini Park

Site Location

Langstaff Park (formerly Betsy Ross Park) located on the corner of Langstaff and 14th Street.

Existing Facilities

- Small playground – slide and 2 swings
- Small picnic shelter
- Historical marker for Betsy Ross Park



Park Issues

- No sign for Langstaff Park
- Lack of walkways – Paved access to park amenities is needed.
- Limited accessibility (ADA)
- Age and condition of playground – Minimal play equipment with no edging and poor surfacing
- Limited features



3.4.6 Robert Coleman Park (2.8 acres) – Neighborhood Park

Site Location

Robert Coleman Park (formerly Blackburn Park) is located at the corner of Caldwell and Jetton Boulevard.

Existing Facilities

- Playground
- Large open field with a backstop
- Basketball court
- 2 picnic shelters
- Sprayground
- Restrooms
- 6 horseshoe pits
- Monument to Clarence "Big House" Gaines



Park Issues

- Lack of walkways – Paved access to park amenities is needed.
- Limited accessibility (ADA)
- Small playground – No separate age 2-5 playground equipment
- Lack of trails
- Street parking only
- Condition of shelters



3.4.7 Voor Park (0.4 acres) – Mini Park

Site Location

Voor Park is located on the corner of 12th Street and Martin Luther King Avenue.

Existing Facilities

- Half basketball court

Park Issues

- Limited accessibility (ADA)
- Lack of walkways – Paved access to park amenities is needed.
- Limited features



3.5 COMMUNITY PARKS

Community Parks are larger parks that serve multiple neighborhoods and offer a wider variety of facilities. Community Parks should be conveniently located (approximately a five-minute drive) and easily accessible with facilities intended to occupy visitors for extended periods of time (field or game court complex, disc golf, etc.). Paducah offers one Community Park.

3.5.1 Stuart Nelson Park (53.8 acres)

Site Location

This park is located off US 60 and is accessed from Stuart Nelson Park Road.

Existing Facilities

- Playground with 10 swings
- 4 softball/baseball fields (3 fields with 280' fences, one with 250' fences) – lighted
- 3 picnic shelters
- Dog park
- Disc golf course (18 holes)
- Greenway Trail and trailhead
- Portable toilets

Park Issues

- Lack of walkways – Paved access to park amenities is needed.
- Limited accessibility (ADA)
- Small playground with no separate age 2-5 playground equipment and no edging
- Condition and orientation of ballfields
- Lacks perimeter trail
- Limited features
- Unpaved parking lots
- Much of site in 100-year floodplain



3.6 REGIONAL PARKS

The city's Regional Park, Noble Park, serves residents throughout Paducah and McCracken County. Regional Parks are generally large with much of the acreage remaining undeveloped. They typically focus on both active and passive recreation.


3.6.1 Bob Noble Park (162.0 acres)

Site Location

Noble Park is located on the north side of Park Avenue and on the west side of HC Mathis Drive. The Park is also accessible from Cairo Road and from the Greenway Trail.

Existing Facilities

- One large picnic shelter – Located near playground
- 6 diamond fields (1 grass infield with 300' fences, 2 with 150' fences, 2 with 135' fences, one with 170'-245' fences) – all lighted
- Noble Park Pool
- Sand volleyball court
- Two playgrounds
- Skate park
- Amphitheater
- 4 basketball courts (lighted)



- 7 tennis courts, including 2 junior courts (lighted)
- 2 large picnic shelters
- 21 small picnic shelters/gazebos
- Pond
- 3 restroom buildings
- Concessions
- Drinking fountains
- Rental facilities – Anna Baumer building
- Access to Greenway Trail
- Parking lots – Paved and gravel



Park Issues

- Limited accessibility (ADA)
- Lack of walkways – Paved access to some park amenities is needed.
- Condition of ballfields
- Poor condition of parking lots – Paving would improve efficiency and ADA accessibility.
- Poor condition of sand volleyball court
- Lacks perimeter trail
- Peck Addition not yet developed

3.7 SPECIAL USE PARKS

Special Use Parks are areas for specialized or single purpose recreational activities, including plazas and community centers.


3.7.1 Brooks Stadium Park (41.8 acres)

Site Location

Brooks Stadium Park is located on Brook Stadium Drive off of 21st Street.

Existing Facilities

- Baseball field – Brooks Stadium (3,000 seat baseball stadium) – lighted
- Softball field – lighted
- Batting cages
- 2 rectangular fields, including John Sheppard Soccer Field
- Wooded area
- Restrooms and concessions
- Portable toilets
- Parking lots – Paved and gravel



Park Issues

- No sign to identify as a city park
- Limited accessibility (ADA)
- Lack of walkways – Paved access to some park amenities is needed.
- Poor condition of parking lots – Paving would improve efficiency and ADA accessibility.
- Lacks perimeter trail
- Limited features
- Much of wooded area located within 100-year floodplain

3.7.2 Dolly McNutt Memorial Plaza (2.8 acres)

Site Location

Dolly McNutt Memorial Plaza is located in downtown Paducah, encompassing one city block between City Hall and the McCracken County Courthouse.

Existing Facilities

- Plaza
- Fountain
- Monuments
- Seating



3.7.3 Lang Park (2.3 acres)

Site Location

Lang Park is located on the intersection of 12th Street and Madison Street.

Existing Facilities

- Plaza
- Statue

Park Issues

- Limited accessibility (ADA)
- Condition of walkways and stairs



3.7.4 LowerTown Texaco Park (0.2 acres)

Site Location

LowerTown Texaco Park is located on the corner for Madison Street and N 7th Street.

Existing Facilities

- Information center
- Seating
- Plantings



3.7.5 Market Square Art Park (0.01 Acres)

Site Location

Market Square Art Park is located in Market Square in downtown Paducah.

Existing Facilities

- Seating
- Landscaping
- Art panels



3.7.6 Midtown Golf Course (9.9 acres)

Site Location

Midtown Golf Course is on Washington Street just off of Walter Jetton Boulevard.

Existing Facilities

- 9-hole golf course for golf, disc golf, and FootGolf
- Large picnic shelter
- Parking lot

Park Issues

- No sign to identify as a city park
- Limited accessibility (ADA)
- Lack of walkways – Paved access to some park amenities is needed.
- Lacks perimeter trail
- Limited features



3.7.7 Oak Grove Cemetery (52.7 acres)

Site Location

Oak Grove Cemetery is located on Park Avenue east of Noble Park.

Existing Facilities

- Burial plots
- Wi-Fi hotspot

3.7.8 Paducah Recreation Center (0.6 acres)

Site Location

The Paducah Recreation Center is located at 1527 Martin Luther King Jr., Drive in the historic Fountain Avenue Neighborhood.

Existing Facilities

- Gymnasium



- Stage
- Kitchen
- Conference room
- Classrooms
- Parking lot

Facility Issues

- Limited features
- Limited hours



3.7.9 Parks and Recreation Offices and Classrooms/Paducah-McCracken County Senior Center (2.5 acres)

Site Location

The Paducah Parks and Recreation Offices and the Paducah-McCracken County Senior Center share a building on the corner of HC Mathis Drive and N 14th Street.

Existing Facilities

- 4 Classrooms
- Senior Center – Operated by Paducah/McCracken County Senior Center (non-profit organization), offers a cafeteria, kitchen, and meeting room

3.7.10 Paxton Park Golf Course (129.0 acres)

Site Location

Paxton Park Golf Course is located on the corner of Route 62 and Holland Avenue.

Existing Facilities

- 18-hole golf course
- Driving range
- Clubhouse
- Parking lot

Park Issues

- Erosion along streams
- Condition of parking lot

3.7.11 Riverfront Park (22.9 Acres)

Site Location

The Riverfront Park is at the northeastern edge of Paducah along the Ohio River and contains Schultz Park and the Paducah Transient Boat Dock.

Existing Facilities

- Wilson Stage
- Transient Boat Dock



- River access for fishing
- Restrooms
- Seating

Park Issues

- Development not yet complete

3.7.12 Robert Cherry Civic Center (0.9 acres)

Site Location

The Robert Cherry Civic Center is located on the corner of Park Avenue and HC Mathis Drive.

Existing Facilities

- Meeting rooms

3.8 NATURAL AREAS/OPEN SPACE

3.8.1 Albert Jones Park (4.2 acres)

Site Location

Albert Jones Park is located between B Street and Joe Bryan Drive, just north of S 21st Street.

Existing Facilities

- Walking path (0.2 miles)

Park Issues

- Lack of features
- Condition of trail
- Lack of sidewalks to trail



3.8.2 Caldwell Park (12.2 acres)

Site Location

Caldwell Park is a triangle shaped median between Park Avenue, Burnett Street, and 14th Street.

Existing Facilities

- Monument

Park Issues

- No sign to identify as a city park
- Lack of features

3.8.3 Cherry Park (0.1 acres)

Site Location

Cherry Park is located on South 9th Street.

Existing Facilities



- Undeveloped

Park Issues

- No sign to identify as a city park
- Lack of features

3.8.4 Forrest Cove Park (0.3 acres)

Site Location

Forrest Cove Park is located between Forrest Avenue and Rustic Avenue.

Existing Facilities

- Undeveloped

Park Issues

- No sign to identify as a city park
- Lack of features



3.8.5 Island Creek Sanctuary (1.9 acres)

Site Location

Island Creek Sanctuary is located on S 9th Street.

Existing Facilities

- Undeveloped

Park Issues

- Floodplain areas
- No sign to identify as a city park
- Lack of features

3.8.6 Lanelle Park (2.5 acres)

Site Location

Lanelle Park is an undeveloped park located at the intersection of Buckner Lane and Northgate.

Existing Facilities

- Undeveloped

Park Issues

- No sign to identify as a city park
- Lack of features
- Deed requires park remain passive – no pavement allowed

3.8.7 Ohio River Boat Launch (54.7 acres)

Site Location

The Ohio River Boat Launch is located at the intersection of North 6th and Burnett Streets (275 Burnett Street) just north of downtown and the Julian Carroll Convention Center and the Paducah Expo Center.

Existing Facilities

- Boat ramp
- Fishing access
- Parking lot

Park Issues

- Floodplain areas – entire site
- No sign to identify as a city park
- Lack of features

3.8.8 Perkins Creek Nature Preserve (80.6 acres)

Site Location

Perkins Creek Nature Preserve is located on County Park Road off Hinkleville Road. The park can be accessed by foot through Stuart Nelson Park.

Existing Facilities

- Undeveloped
- Natural area
- Future Greenway Trail connection

Park Issues

- Floodplain areas – most of site
- No sign to identify as a city park
- Lack of features
- Previously proposed facilities include
 - Wetlands restoration area
 - Lowland woods boardwalk
 - Stream restoration
 - Suspension bridge and trail



3.9 TRAILS/LINEAR PARKS

3.9.1 Floodwall Right-of-Way Trail

Site Location

This is the section of the floodwall levee on the south side of Paducah that has not been turned into a greenway trail yet.

Existing Facilities

- None
- Future Greenway Trail corridor

3.9.2 Greenway Trail

Site Location

The Clyde F. Boyles Greenway Trail links residential neighborhoods with the Perkins Creek Nature Preserve, three city parks, and the riverfront.

Existing Facilities

- 10' wide trail (4.3 miles)
- Distance markers
- Shelters
- Benches

Trailheads:

- Noble Park
- Stuart Nelson Park

Other access points include:

- Campbell Street
- Burnett Street
- Terrell Street
- County Park Road



3.10 FACILITY SUMMARY

The table (Table 3.3) below provides a summary of the recreation facilities offered by the Paducah Parks and Recreation Department.

Table 3.3: Recreation Facility Summary

Athletic Fields	#
Youth Baseball	5
Teen/Adult Baseball	2
Youth Softball	2
Adult Softball	3
Batting Cages	4
Rectangular	2
Game Courts	#
Basketball Courts	5.5
Tennis Courts	5
Junior Tennis	2
Outdoor Facilities	#
Playgrounds	8
Fitness Equipment	1
Skate Park	1
Sprayground	2
Swimming Pools	1

Golf (Holes)	27
FootGolf (Holes)	9
Disc Golf (Holes)	27
Trails (Miles)	#
Shared-Use (Paved)	4.6
Walking (Paved)	0.2
Unpaved	X
Natural Areas	#
Fishing Access	4
Lake/Pond	2
Natural/Wooded Area	4
Passive Recreation	#
Dog Parks	1
Community Gardens	1
Stage or Amphitheater	2
Shelters	11
Gazebos/Small Shelters	25

Support Facilities	#
Restrooms	8
Concessions Buildings	3

Indoor Facilities	#
Gym	1
Classrooms	5
Meeting Room	7
Rental Facility	5

3.11 COUNTY PARKS

Two McCracken County parks are located in or adjacent to the City of Paducah. The bottom of Table 3.2 shows these parks which contribute to recreational opportunities for Paducah residents. These parks offer feature that are not offered by Paducah Parks and Recreation. McCracken County Soccer Fields offers eight (8) soccer fields which serve residents of the city and the county. The park also offers a pump track. Carson Park offers a racetrack which is often used by residents for walking and running.



McCracken County Pump Track

3.12 SCHOOLS

In addition to the sites offered by the City of Paducah or McCracken County, elementary schools throughout the city offer some recreation areas for residents (Paducah Public Schools and McCracken County Schools). These areas tend to offer amenities like what would be found in a Neighborhood Park; however, the array of features is often more limited, and hours are often restricted. These facilities can help to meet the recreational needs of residents.

The following schools offer recreational amenities:

- Clark Elementary (Paducah Public Schools) – Playground, half basketball court
- McNabb Elementary (Paducah Public Schools) – Playground, basketball goal, playfield/backstop
- Morgan Elementary (Paducah Public Schools) – Playground, playfield/backstop
- Concord Elementary (McCracken County Schools) – Playground, ballfield

3.13 PROGRAMS INVENTORY

Quality recreational programming is an important aspect of a healthy community. As citizens of all ages seek to enrich their lives with productive use of leisure time, the availability of a diverse range of recreational activities becomes increasingly vital. Quality recreational programs also promote societal values such as civic pride and improve a community’s attractiveness to parents and business leaders.

3.13.1 Core Program Guidelines

The core program concept provides direction in the planning, scheduling and coordination of community-based recreational activities. Emphasis must be given to the involvement of community representatives, parents, participants, and advisory groups in the planning and development program opportunities.

The Core Program Guidelines include six components to utilize as benchmarks for determining specific activities conducted at each program location. The level of Core Program offering may vary in activity type, intensity, and scope depending on such factors as size of the facility, equipment available and the number of staff required. The discussion below provides a description of the core program components and a summary of if and how well Paducah Parks and Recreation is meeting these targets.

Appendix D provides an expanded description of each broad program category (component six). It includes possible program formats, identifies the primary values served by the activity, and lists specific program examples. The list can serve as a resource for determining and developing programs in the City of Paducah.

Core Program Components

The summary below uses the following abbreviations after each bullet point to describe whether Paducah is meeting the core program components:

Y=Yes offered by Paducah Parks and Recreation

L=Limited offerings by Paducah Parks and Recreation

O=Offered by partner organizations in Paducah

N=No not offered in Paducah

1. Broad Appeal

Parks and community centers should have broad appeal by conducting activities and special events for people young and old and of varying needs and skill levels. Target groups for programs include:

- Preschool (L)
- Elementary School Age (Y)
- Teens – (L)
- Adults – (Y)
- Seniors – (Y)
- Intergenerational – (L)
- Multiple Ages – (Y)
- Special Needs – (N)

2. Administrative Feasibility

Activities should be administratively feasible, and the following factors should be considered as part of any program development process:

- Facility and Equipment Requirements – (Y)
- Safety – (Y)
- Cost vs. Benefits – (N)
- Specialized Instruction Requirements – (Y)

Paducah has not yet completed a detailed analysis of the costs of programs. This type of analysis can determine the cost of each program per participant in terms of dollars and staff time and compare those numbers to program outcomes and revenues. This type of an analysis can be especially useful for evaluating partnerships with partner organizations.

3. Coordination

Program and service offerings should be of a coordinated nature within the community, thus serving to complement rather than duplicate activities already provided elsewhere by other organizations or agencies.

Paducah coordinates with several partner organizations to ensure complementary services. The department coordinates with Paducah Area Youth Soccer Association (PAYSA) and McCracken County Youth Soccer Association for soccer programs. The department also coordinates with Paducah Public Schools, McCracken County, Paducah Swim Team, and Paducah Tennis Association for the provision of facilities and programs, although these partnerships could be expanded and improved.

4. Settings and Times

Activities should be conducted in a variety of settings and formats, formal and informal. Programs should also be offered at a variety of times to meet the competing schedules of residents. For example, working adults may not be able to participate in programs until the evening or on weekends. Additionally, parents with children may benefit from availability of childcare or children's programs running concurrent to their chosen activity.

Settings and formats include:

- Instructional Classes (Y)
- Progressive Skill Levels (Y)
- Drop-In (Y)
- Special Events (Y)
- Special Interest Clubs (N)
- Leagues and/or Tournaments (Y & O)
- Outings and Field Trips (L)
- After School Programs (N)
- Camps (N)

Paducah offers programs in most of the settings and formats listed above except for clubs, after school programs, and camps. Field trips are primarily offered on a limited basis as part of senior offerings.

5. Constructive Nature

Programs should be constructive in nature and satisfy the creative, cultural, physical, and social desires of the participants.

6. Diverse Range of Activities

A diverse range of activities should be offered and should include a balanced mix of the following broad program categories:

- Athletics (Y & O) – Offered by Parks and Recreation and partners
- Health, Fitness, and Wellness Activities (Y)
- Health and Wellness Education (N)
- Creative Arts (L) – Only a few programs
- Performing Arts (N)
- Cultural Performances (N)
- Education, Life Skills, and Fun (Y)
- Community Events (Y)
- Games (L) – Offerings for seniors only
- Nature/Outdoor Programs (N)
- Green Living/Environmental Education (N)
- Heritage and History (N)
- Volunteer Training (N)

3.13.2 Paducah Parks and Recreation Program Participation

Paducah Parks and Recreation provides a wide variety programs that are held at a variety of locations, including Parks and Recreation Offices and Classrooms, Paducah-McCracken County Senior Center, Paducah Recreation Center, Noble Park, Stuart Nelson Park, McCracken County Soccer Fields, Riverfront Park, and more.


Program Participation

Table 3.4 shows the number of participants by program category from 2016 to 2018. Program participation in Paducah increased over that time period, although the trends vary by program type. Adult athletics have decreased the most, while special events and educational programs have increased the most over the three-year time period.

Table 3.4: Participation Summary

Participation Summary*	2016	2017	2018
Adult Athletics	3,813	2,144	1,977
Youth Athletics	226	270	302
Special Events/Educational Programs	308	2,102	1,563
Pool Programs	7,264	7,495	10,171
Paducah Rec Center	15,457	16,008	14,911
Total	27,068	28,019	28,924

*Teams counted as 10 participants





PUBLIC INPUT

4.1 INTRODUCTION

This chapter describes the processes used and the public input gathered throughout the planning process and summarizes of the following elements:

1. Public meetings (open house, stakeholder groups, and events)
2. Dollar voting exercise
3. Statistically valid Parks and Recreation Survey (by ETC Institute)
4. Web-based and handout survey
5. Online engagement (powered by MindMixer)

The public engagement process is essential to identify the needs and preferences of Paducah residents. The findings of the public input process are, therefore, integral to the Needs Assessment and Identification (Chapter 5) and serve as the foundation of the recommendations of this master plan.

4.2 PUBLIC MEETINGS

This section provides a summary of public meetings (public workshop, stakeholder groups, and events) held or attended as part of the master planning process. Over 300 community members were engaged in person at these meetings, which were held between January and April of 2019.

4.2.1 Public Workshop

The city conducted a public workshop (open house meeting) on January 31, 2019 at the Robert Cherry Civic Center to introduce the project to the public and to solicit feedback from the community regarding the present and future of parks and recreation in Paducah.

Upon arrival, attendees were asked to sign in and were then given a dot to place on a map to indicate where they live. This map (Figure 4.1) shows the distribution of the meeting attendees. The map indicates that the attendees were generally from throughout Paducah and McCracken County.

The meeting allowed participants to visit a series of stations in order to provide their input and learn more about the master plan. The primary input stations were arranged around the room and provided opportunities for input on three general topics. At each of these stations, participants were asked to share their responses

to two questions: “What makes them great now?” and “What would make them better?” Participants were able to provide their comments on the provided sheets and were encouraged to place a checkmark next to comments by others that they supported.

The three input topics were as follows:

- Parks and Facilities
- Trails and Natural Areas
- Programs and Events

A voting for improvements station provided two activities, dollar voting (see Section 4.3) and a feature preference board. The summaries of comments in the ensuing text provide the number of times a topic was mentioned in parentheses after the item. The full text of comments can be found in Appendix C.

Parks and Facilities

This topic represented built amenities and general recommendations for parks. Athletic fields were by far the subject of the largest number of comments, and most of those were about soccer fields. Aquatics were also a common topic with most comments requesting an indoor pool. Many participants requested restroom improvements as well.

What makes them great now?

- Many options
- Many things to do
- Opportunities for all
- Clean/well-maintained

What would make them better? (# of comments/checkmarks in parentheses)

- Athletic Fields (95)
- Soccer Fields (57)
- Athletic Complex (54)
- Diamond Fields (27)
- Aquatics (27)
- Tournaments (21)
- Indoor Pool (16)
- Restrooms (13)
- Indoor Athletic Fields (13)
- Indoor Lap Pool (12)
- Indoor Lap Pool – 50M (10)



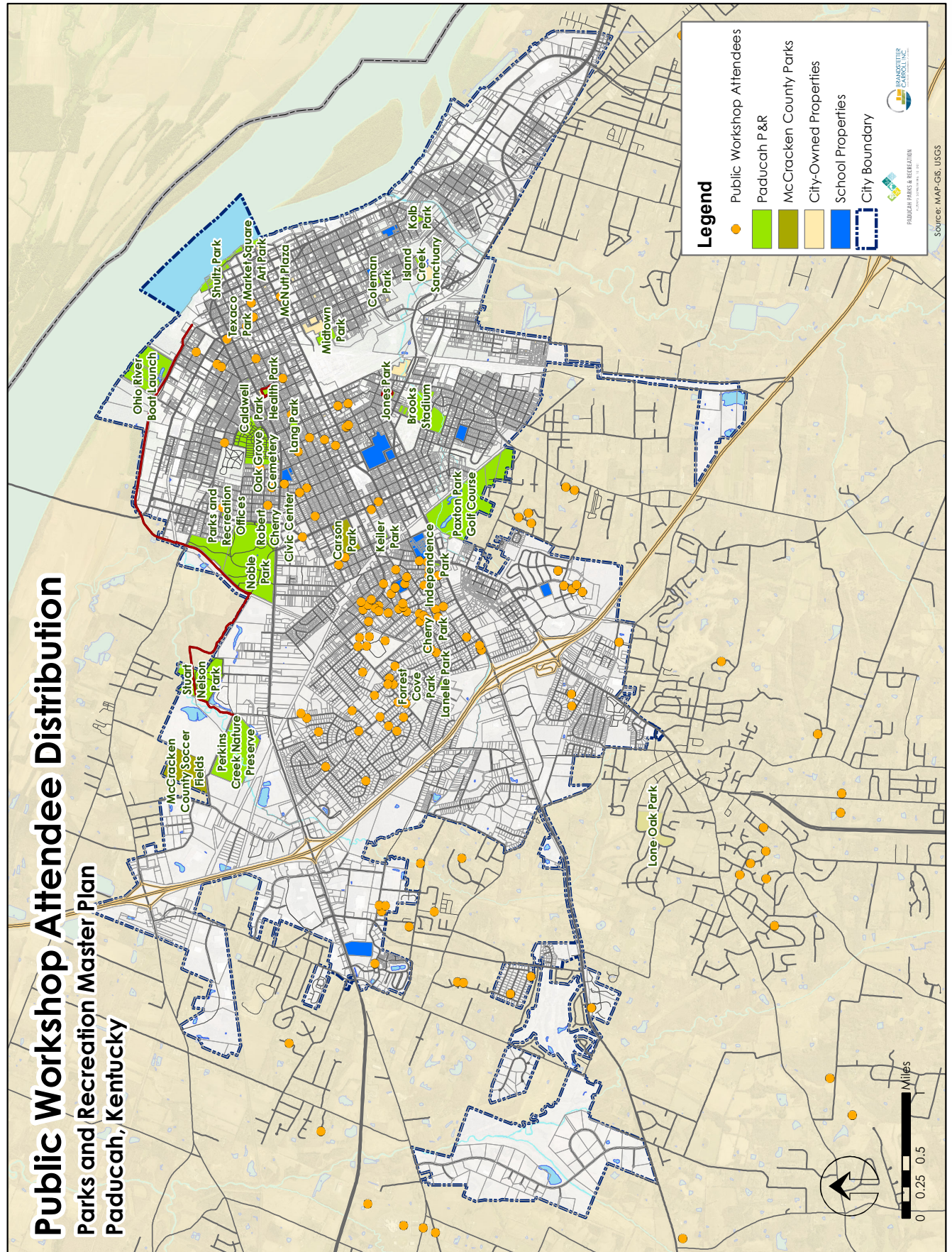
Trails and Natural Areas

This station encouraged discussion of natural areas, conservation/preservation, and trails. The focus of most of the comments was on the need for more trails and better connectivity for pedestrians and cyclists in Paducah. Participants also wanted more trees along trails and restrooms at trailheads.

What makes them great now?

- Clean and safe
- Beautiful
- Accessible

Figure 4.1: Public Workshop Attendee Distribution



Overall Open House Comment Summary

The list below provides a count of the comments to the question, “What would make them better?” at all stations. Each of the nearly 400 comments and checkmarks were placed into one or more categories to show what improvements attendees of the meetings desired to see in the future. The list includes both general and specific items, so many comments qualified for multiple categories. Additionally, some comments discussed more than one topic and were categorized accordingly.

Most Discussed Topics (# of comments/checkmarks in parentheses):

- Athletic Fields (95)
- Soccer Fields (57)
- Athletic Complex (54)
- More/Extend Trails (48)
- Tournaments (34)
- More Programs (28)
- Connectivity (28)
- Diamond Fields (27)
- Aquatics (27)
- Restrooms (22)
- Athletic Programs (16)
- Greenway (16)
- Indoor Pool (16)
- Amphitheater Programs (14)
- Trees (14)
- Drinking Fountains (13)
- Indoor Athletic Fields (13)
- Maintenance (12)
- Indoor Lap Pool (12)
- ADA Access/Facilities for Disabilities (11)
- Funding/Staffing (10)
- Lighting (10)
- Indoor Lap Pool – 50M (10)

Feature Preference Board

Attendees of the Open House were given three blue dots and three red dots to place on boards indicating their preferences. One board provided a list of 15 park amenities (represented by pictures) plus an option for “Anything Else.” The other board provided a list of 15 recreation center features (also represented by pictures) plus an option for “Anything Else.” These activities requested that participants choose the features and programs most important to them and their households. Children were also invited to participate.

On the park features board (Table 4.1), trails and multipurpose fields received the largest number of dots (each with 103). Recreation Centers were third (45). All options received some support, indicating that all of these amenities are important to Paducah residents to varying degrees. The provided features were intended to be general, so features were combined into categories whenever possible. The “Anything Else” selections were requests for accessible trails and a sensory area. On the recreation center board (Table 4.2), indoor field space received the largest number of dots (132), followed by a lap pool (68) and a walking track (57). Like for the park features board, all options received some support. “Anything Else” selections were not specified.



Table 4.1: Park Feature Preference Results

Feature	Count
Trails	103
Multipurpose Fields	103
Recreation Centers	45
Ball Diamonds	39
Natural Areas	37
Restrooms/Concessions	30
Aquatics	25
Playgrounds	25
Dog Parks	16
Game Courts	16
Community Gardens	12
Event Space	11
Outdoor Fitness Equipment	10
Picnic Shelters	9
Disc Golf	8
Other	2
Total	491
Participants	164

Table 4.2: Recreation Center Preference Results

Recreation Center Feature	Count
Indoor Field Space	132
Lap Pool	68
Walking Track	57
Game Courts/Gymnasiums	46
Family Activity Pool	35
Fitness Equipment	24
Warm Water Therapy Pool	22
Aerobics/Dance Rooms	17
Free Weights	15
Game Room	15
Senior Area	14
Theater	8
Multipurpose Meeting Rooms	7
Banquet Room	7
Kitchen	6
Other	2
Total	475
Participants	158

4.2.2 Stakeholder Groups

A series of stakeholder group meetings were conducted on March 11-13, 2019 to determine the parks and recreation priorities for various interest groups. A total of 17 stakeholder groups were engaged as part of this master plan. At these meetings, stakeholders were asked a series of questions about Paducah parks, recreation facilities, and programs, beginning with a discussion of strengths before moving to a discussion of opportunities for the future. Summaries of the meetings with complete comments can be found in Appendix C.

The following stakeholder group meetings were held as part of this master plan:

Sports Groups

- Running
- Cycling
- Travel Baseball & Softball
- Swimming
- Tennis
- Pickleball
- Youth Football
- Disc Golf
- Mountain Bike Team
- Youth Volleyball
- Adult Volleyball
- McCracken County Soccer
- Pumas FC

Partner Organizations

- Paducah City Schools
- Paxton Park
- Brooks Stadium

Other Organizations

- Lanelle Park – West End Neighborhood Association

Stakeholder Top Recommendations

- Upgrade all parks
- Outdoor sports complex
- Fields at the Info Age Park
- Improved baseball/softball fields
- Improved Stuart Nelson Park – Fields, paved parking, disc golf
- Indoor Recreation Center – Walking track, basketball and volleyball courts, pools, meeting rooms, fitness areas
- Year-round swimming facility
- 50-meter lanes, deep water diving area, warm-water pool, family pool, spectator area
- Continue the Greenway Trail – Extend south
- Linkages between parks, schools, and neighborhoods – Trails and sidewalks, safe routes to schools and parks
- Paved loop trail in Noble Park
- Trail around Info Age Park
- Lighted trails
- Year-round tennis facility – More outdoor courts
- Pickleball courts (some lighted)
- Parks and Recreation helps to coordinate and promote all sports activities
- A city football field with access to water, ice, and cool room
- The city is more beautiful with flowers and trees at every park
- Paxton Golf Course erosion abatement, assist with equipment replacement
- Lanelle Park as a passive native species park
- New outdoor spray park and pool
- More adult programs
- Programs for healthy living
- More/expanded mountain bike trails
- Growth of volleyball, disc golf, tennis, pickleball, running, cycling, soccer, baseball, softball

4.2.3 Easter Eggstravaganza (Egg Hunt)

As another part of the effort to reach as many residents as possible, the planning team with Parks and Recreation staff set up a table at the Easter Eggstravaganza in Noble Park on Tuesday, April 9, 2019 to encourage attendees to provide input on parks and recreation services in Paducah. Attendees were invited to complete the handout survey and to participate in the dollar voting exercise. See next section for results of the dollar voting exercise and 4.3 for results of the survey.

4.2.4 Dollar Voting

Participants at the public workshop and the Egg Hunt were given \$1,000 in play money to place into boxes to indicate how they would like Paducah to allocate funds for parks and recreation. Table 4.3 shows the total allocations for each of nine (9) categories (or boxes). Participants could also place money into an “other” box, in order to request specific amenities or improvements not included on one of the nine provided categories. The combined results for the 282 participants at the events are presented below with the allocation for each park improvement category with the percentage of the total allocation.

Develop an indoor pool received the largest allocation at \$51,600 or 18%. Build new athletic fields was second with 17% of the total allocation, and build new walking and biking trails was third with 12%.

For “Other” improvements, participants wrote their chosen improvements with the allocation on a card and placed it and the money into the “Other” box. Paxton Park improvements were the most requested item in this box, followed by public art, turf fields, and pickleball courts. The individual comments by event can be found in Appendix C.



Table 4.3: Dollar Voting Allocation

Action (Box Title)	Event		Total
	Open House 1/31/2019	Egg Hunt 4/9/2019	
Develop an indoor pool	\$26,500 15%	\$25,100 24%	\$51,600 18%
Build new athletic fields	\$44,500 25%	\$4,800 5%	\$49,300 17%
Build new walking and biking trails	\$25,300 14%	\$8,800 9%	\$34,100 12%
Upgrade existing parks and facilities	\$15,600 9%	\$12,100 12%	\$27,700 10%
Develop a recreation center	\$14,600 8%	\$11,100 11%	\$25,700 9%
Upgrade Noble Park Pool	\$6,400 4%	\$18,200 18%	\$24,600 9%
Restore natural areas	\$8,800 5%	\$10,800 10%	\$19,600 7%
Build new parks (including land acquisition)	\$9,200 5%	\$8,100 8%	\$17,300 6%
Expand program offerings	\$7,200 4%	\$3,400 3%	\$10,600 4%
Other	\$21,100 12%	\$700 1%	\$21,800 8%
Total	\$179,200	\$103,100	\$282,300

4.3 PUBLIC OPINION SURVEYS

The following pages summarize the findings of the statistically valid survey (Mail Survey) and the web and handout survey (Web Survey). Because the Mail Survey results were collected using a statistically valid random sample, they are intended to represent the residents of Paducah as a whole, both users and non-users. Web Survey results represent the respondents of the survey, but not necessarily Paducah residents as a whole. Some figures show only the top results; however, the full results with all response options can be found in Appendices F and G.

4.3.1 Statistically Valid Survey – Overview and Methodology

ETC Institute conducted a Parks and Recreation Needs Assessment Survey (Mail Survey) in the winter of 2019 to help establish priorities for the future development of parks, trails, programs, and open space in Paducah. The survey was designed to obtain statistically valid results from households throughout the city and McCracken County and was administered by mail and web.

The Brandstetter Carroll Inc. project team worked with Paducah Parks and Recreation staff and the steering committee on the development of the survey questionnaire. This collaboration resulted in a survey tailored to issues of strategic local importance, providing a tool for effective planning of the future of the parks, recreation, trails, and open space in Paducah. The four-page survey was mailed to a random sample of households throughout Paducah and McCracken County. These households were also provided with a web address to complete the survey online as an alternative to completing it by hand and returning it by mail.

For the purpose of providing statistically valid results, the goal was to obtain a total of at least 600 completed surveys (400 from City of Paducah residents and 200 from McCracken County residents outside of the city). ETC Institute exceeded that goal with a total of 749 surveys (483 from the City of Paducah and 266 from McCracken County). Based on this random sample of households, this survey has precision of at least +/-3.6% at the 95% level of confidence.

4.3.2 National Benchmarking

Since 1998, ETC Institute has conducted household surveys for needs assessments, feasibility studies, customer satisfaction, fees and charges comparisons, and other parks and recreation issues in more than 700 communities in over 49 states across the country.

The results of these surveys have provided an unparalleled database of information to compare responses from households in client communities to “National Averages” and, therefore, provide a unique tool to “assist organizations in better decision making.” The National Benchmarking summary is included in Appendix F with the full survey report. Select information for this benchmarking is described within this section.

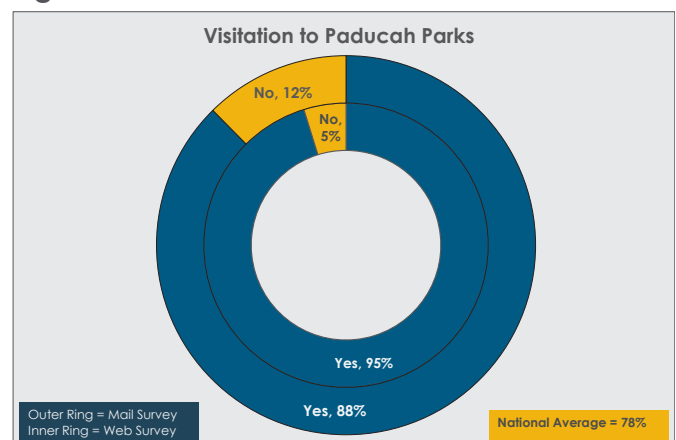
4.3.3 Web Survey – Overview and Methodology

An online and handout survey was administered by BCI and consisted of similar questions to the Mail Survey but with a reduced overall length (2 pages instead of 4). The web version was powered by Survey Monkey, and the handout version was available at the public meetings and the Paducah Parks and Recreation office. The goal of this survey was to engage anyone who wished to share their ideas and 1,461 community members participated. The survey could be completed by anyone interested. Forty-six percent (46%) of respondents indicated that they lived within the City of Paducah with another 40% within McCracken County but outside of Paducah. The remainder (13%) were from outside of McCracken County. The full survey report can be found in Appendix G.

4.3.4 Visitation of Parks Offered in Paducah

Respondents to the survey were asked about their visitation to parks in Paducah over the last year. Figure 4.2 shows the proportion of respondents that reported that a member of their household visited a park in the last year. According to the statistically valid Mail Survey (outer ring), 88% of households visited parks in Paducah. The national average for park visitation is 78%. Accordingly, residents in Paducah were slightly more likely than residents of other communities to visit parks. Respondents to the Web Survey (inner ring) were more likely to visit parks at 95%.

Figure 4.2: Visitation to Parks in Paducah

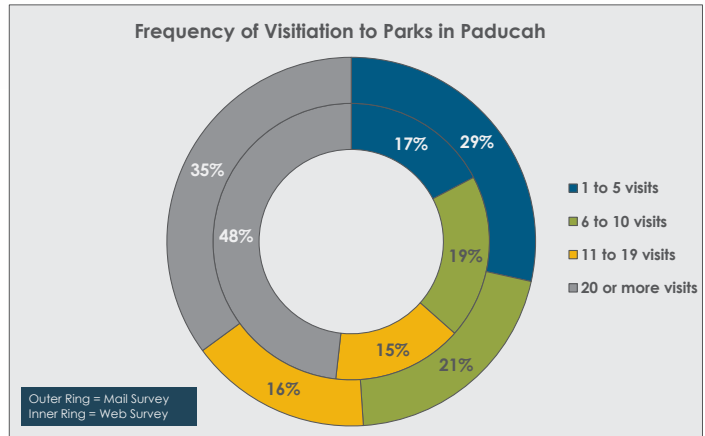


4.3.5 Frequency of Visits to Parks & Recreation Facilities in Paducah

Respondent households that visited parks and recreation facilities in Paducah during the last year were asked to indicate how often they have visited those facilities over that time. The results are presented in Figure 4.3.

According to the Mail Survey, Paducah households who visited parks or recreation facilities likely visited numerous times. Thirty-five percent (35%) reported visiting facilities 20 or more times over the last year. Results for the other visitation rates were: 1-5 times (29%), 6-10 times (21%), and 11-19 times (16%). Looking at the responses cumulatively, 51% of households visited parks 11 or more times, and 72% visited parks six or more times. Usage rates were slightly higher among respondents to the Web Survey.

Figure 4.3: Frequency of Visitation to Parks in Paducah

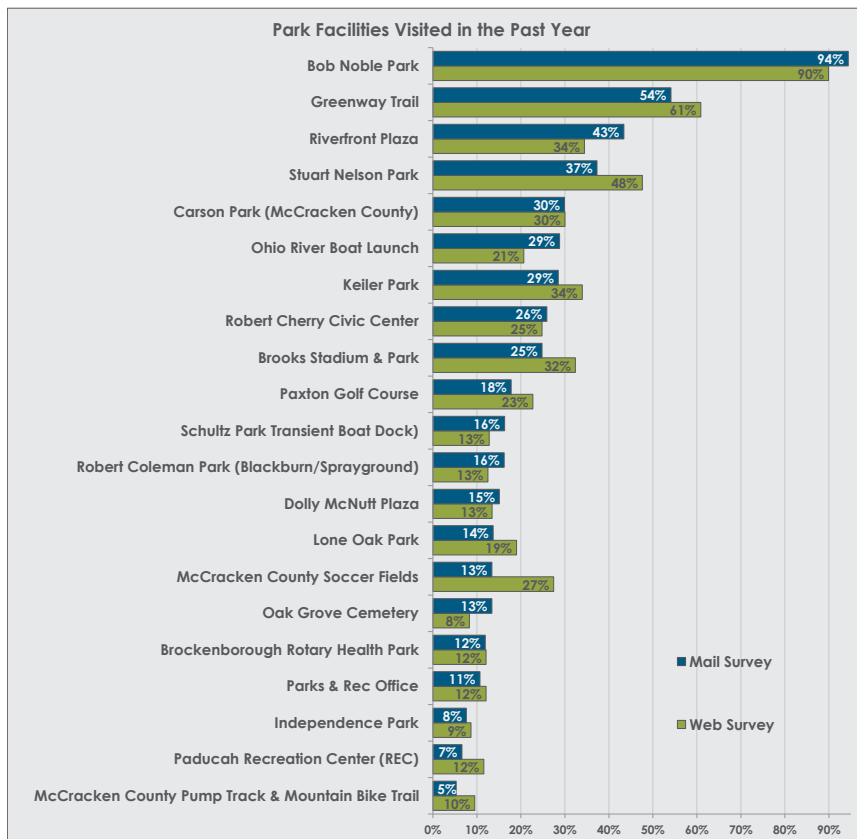


4.3.6 Parks and Recreation Facilities Visited Over the Past Year

Survey respondents were asked to indicate each of the parks offered by the City of Paducah their households visited over the past year. Figure 4.4 shows the percentage of respondents whose households used each facility.

According to the Mail Survey, **94% of Paducah households visited Bob Noble Park** over the past year. The Greenway Trail was second at 54%. The most used facilities were those with the widest variety of amenities or those offering programs or hosting events. Web Survey respondents reported higher levels of usage for most parks, particularly Stuart Nelson Park and McCracken County Soccer Fields.

Figure 4.4: Parks Visited

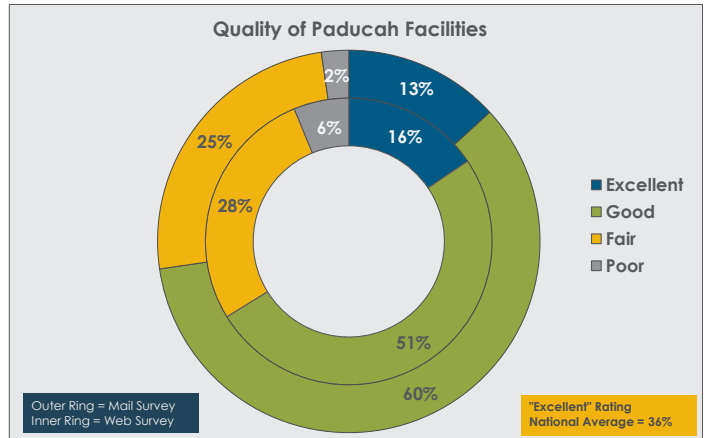


4.3.7 Physical Condition of Facilities Offered by Paducah

Respondent households were asked to rate the physical condition of facilities they visited. Figure 4.5 shows respondents' ratings of the condition of Paducah facilities.

According to the Mail Survey, 60% of households who visited these facilities over the past year rated the condition of those facilities as good, **13% rated the condition of the facilities as excellent**, and 25% rated the condition as fair. Just 2% rated the facilities as poor. Web Survey respondents were more likely to rank facilities as fair (28%) or poor (2%). The numbers for excellent in Paducah are well below the National Average (by ETC Institute) of 30%.

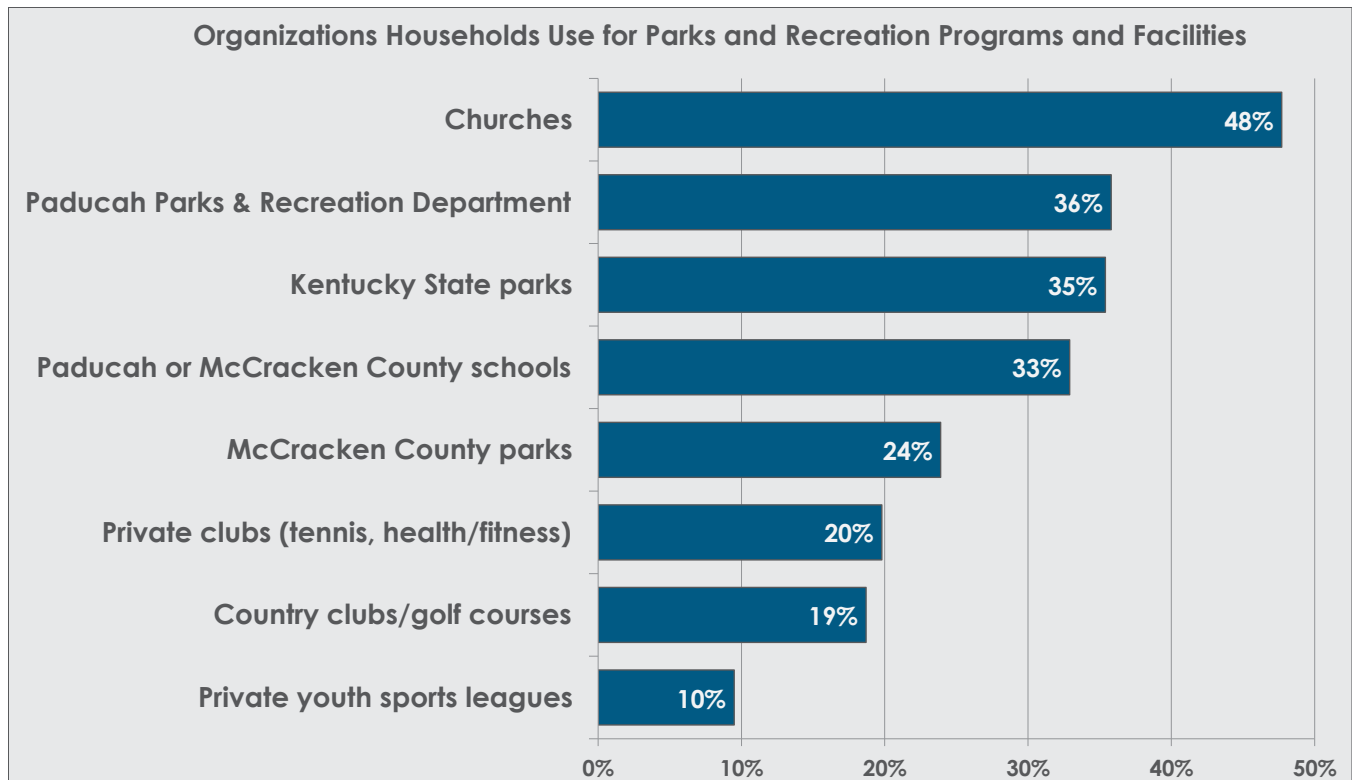
Figure 4.5: Quality of Facilities



4.3.8 Organizations Used for Parks and Recreation

The Mail Survey asked respondents to indicate which organizations they used for parks and recreation (Figure 4.6), and City of Paducah services ranked second with 36% of respondents. Churches ranked first with 48%. Kentucky State Parks ranked third at 35%, and schools ranked fourth at 33%.

Figure 4.6: Organizations Used for Parks and Recreation



4.3.9 Participation in Programs Offered by Paducah

Respondents were asked if any members of their household participated in programs offered by Paducah Parks and Recreation over the past year. These results are shown in Figure 4.7. According to the Mail Survey, just over a fifth (21%) of Paducah households participated in programs offered by Paducah, and 79% did not. The number is lower than the National Average of 36%.

4.3.10 Quality of Programs

Respondents who participated in programs offered by Paducah were asked to rate the quality of those programs, and Figure 4.8 shows the results. Fifty-nine percent (59%) of households rated programs as good, **21% rated programs as excellent**, and 18% rated programs as fair. These results are below the National Benchmarks of 34% for excellent. Web Survey respondents were more likely to rate programs as fair and less likely to rate them as good.

Figure 4.7: Participation in Programs by Paducah

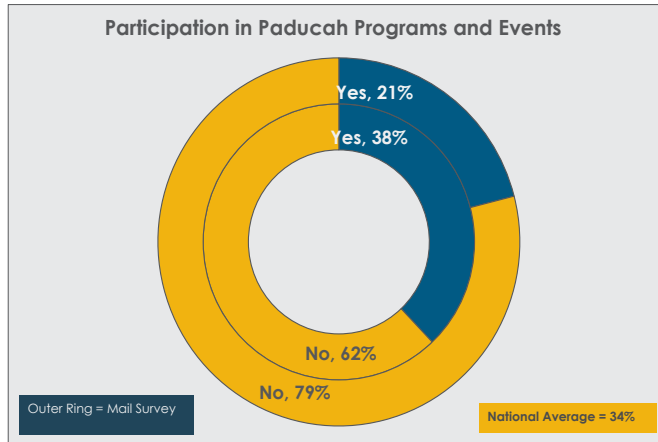
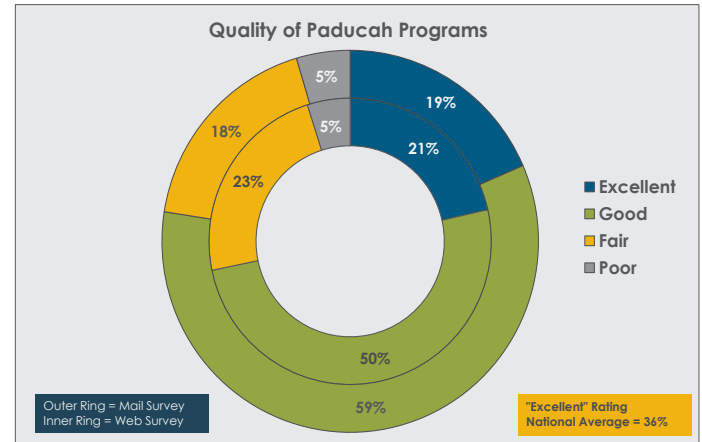


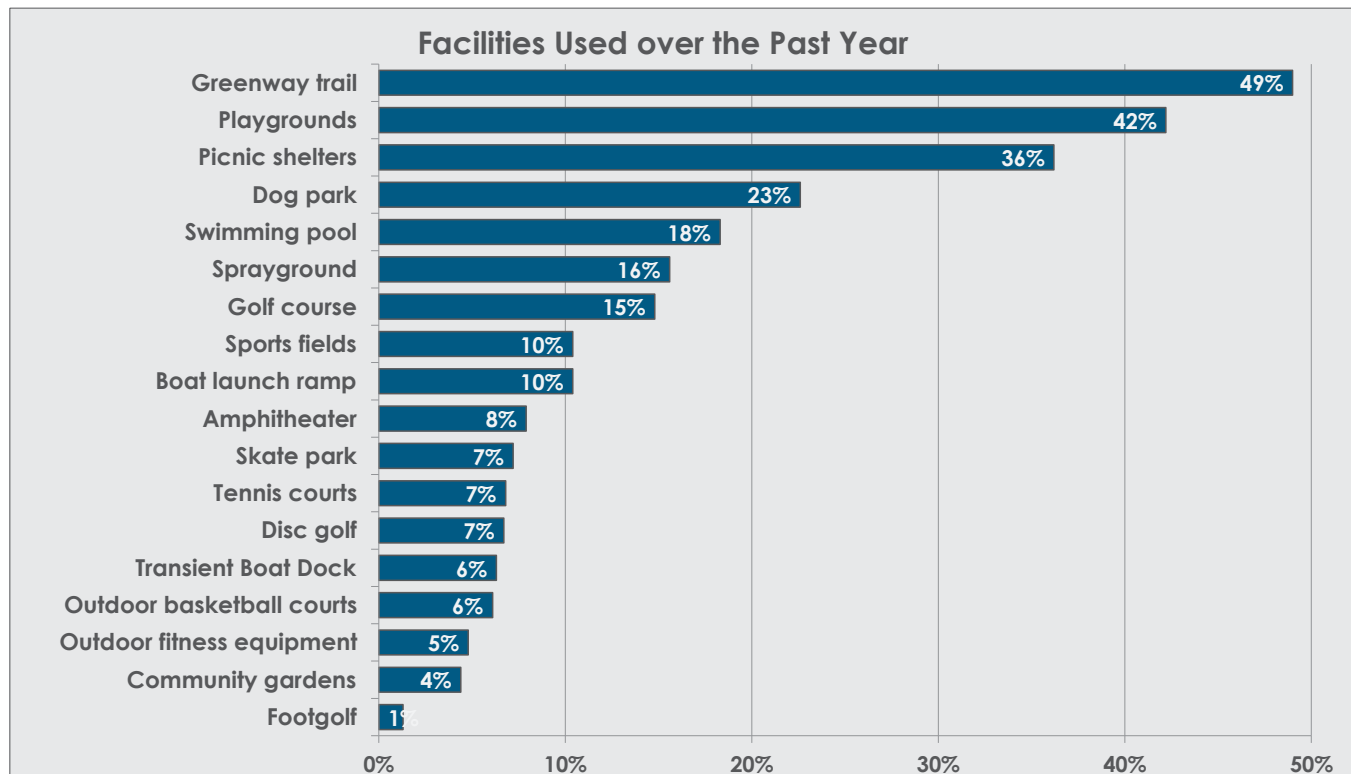
Figure 4.8: Quality of Paducah Programs



4.3.11 Facilities Used

Respondents to the Mail survey were asked to indicate which park facilities in Paducah their households had used over the past year. Figure 4.9 shows the results. Just under half (49%) of households reported using the *Greenway Trail*, and 42% reported using *playgrounds*. Over a third (36%) indicated use of *picnic shelters*.

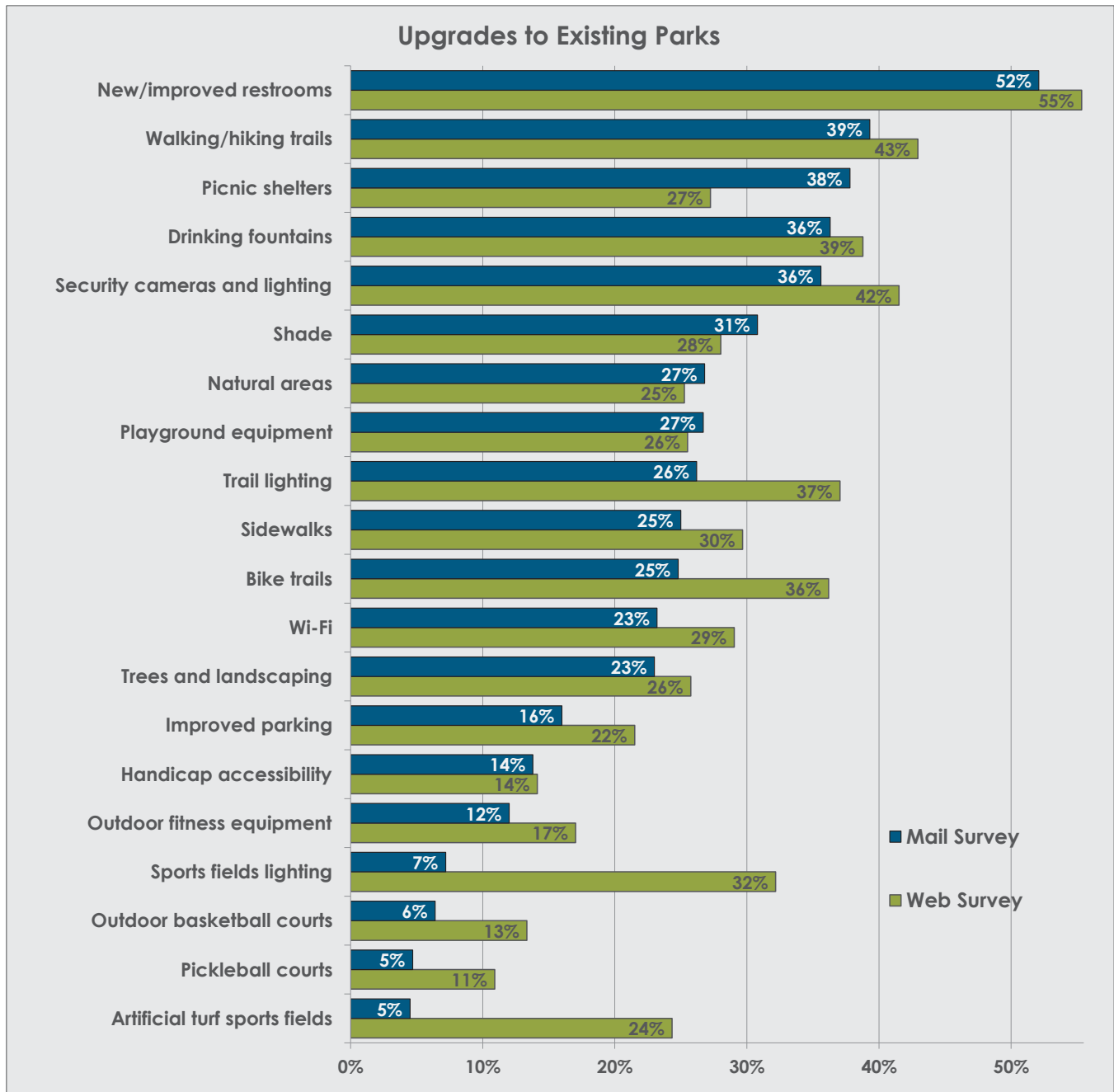
Figure 4.9: Facilities Used over the Past Year



4.3.12 Upgrades to Existing Parks

Respondents were asked to identify upgrades their household would like to see to existing parks, and the responses can be seen in Figure 4.10. Support facilities represented most of the top upgrades. The **top response in the Mail Survey was new/improved restrooms (52%)**. *Walking/hiking trails (39%)* ranked second with *picnic shelters (38%)*, *drinking fountains (36%)*, and *security cameras and lighting (36%)* close behind. Most features ranked higher in the Web Survey with restrooms still ranking first. In general, these items represent amenities that improve the overall park experience and can be included at nearly any park.

Figure 4.10: Upgrades to Existing Parks



4.3.13 Need for Parks and Recreation Facilities

Respondents of the Mail Survey were asked to indicate facilities needed by any members of their households from a list of 30 parks and recreation facilities. Figure 4.11 shows the results as well as the national average for each facility.¹ In the column along the right side of the chart, national averages shown in red indicate Paducah's need at 5% or more below the national average. Black indicates less than 5% above or below the national average or that comparison numbers are not available, while blue indicates Paducah household needs at 5% or more above the national average.

According to the survey, the **highest percentage of Paducah households (63%) had a need for walking & hiking trails**. *Picnic shelters/picnic areas* ranked second at 57%. *Large community parks* and *nature areas/nature parks* were next, each with over 50% of households indicating a need. Paducah households indicated a higher level of need than the national average for just one facility, *picnic shelters/picnic areas*. Households had a lower level of need for many facilities, including the top items in the list, *walking & hiking trails*, although the percentage of households needing these facilities was still high.

The survey also asked respondents how well their needs were met for parks and recreation facilities and then estimated the number of households for which needs were met at 50% or less based on these responses, combined with the total number of households in Paducah. Figure 4.12 shows the estimated number of households with needs met at 50% or less for these facilities.

The order of the items in Figure 4.12 varies substantially from the list of needed facilities (Figure 4.11). The most needed facility, *walking & hiking trails*, ranked third for unmet needs (just under 1,500 households). *Natural areas/nature parks* ranked first for households (8,100) with unmet needs compared to fourth for percentage with needs. The most notable difference was for ***indoor swimming pools/water parks which ranked second for households with unmet needs (over 7,616 households)*** after ranking eighth for the percentage of households with a need, indicating that needs are currently poorly met.

The most important facilities (total of top four choices) are presented in Figure 4.13. Overall, these items are similar to the results indicated in Figure 4.11 with some changes to the order of facilities. ***Walking & hiking trails ranked as the most important facility to Paducah households*** by far with 37% of households ranking them as one of their four most important facilities. *Large community parks*, *playgrounds*, and *small neighborhood parks* came next, all with 24%. The largest difference compared to Figure 4.10 was for *picnic shelters/picnic areas* which dropped from second most needed to sixth most important.

The survey results provided by ETC Institute included a Priority Investment Ranking for each of the facilities in this list that combines the unmet need ranking and most important facilities ranking for these facilities (see Appendix F for methodology). The results for the high and medium priority facilities can be seen in Figure 4.14.

Based on these results, the **top eight facility priorities** for investment in Paducah are:

1. **Walking & hiking trails**
2. **Natural areas/nature parks**
3. **Small neighborhood parks**
4. **Indoor swimming pools**
5. **Paved bike trails**
6. **Large community parks**
7. **Playgrounds**
8. **Picnic shelters/picnic areas**

¹ Provided by ETC Institute (see Appendix F).

Figure 4.11: Need for Facilities

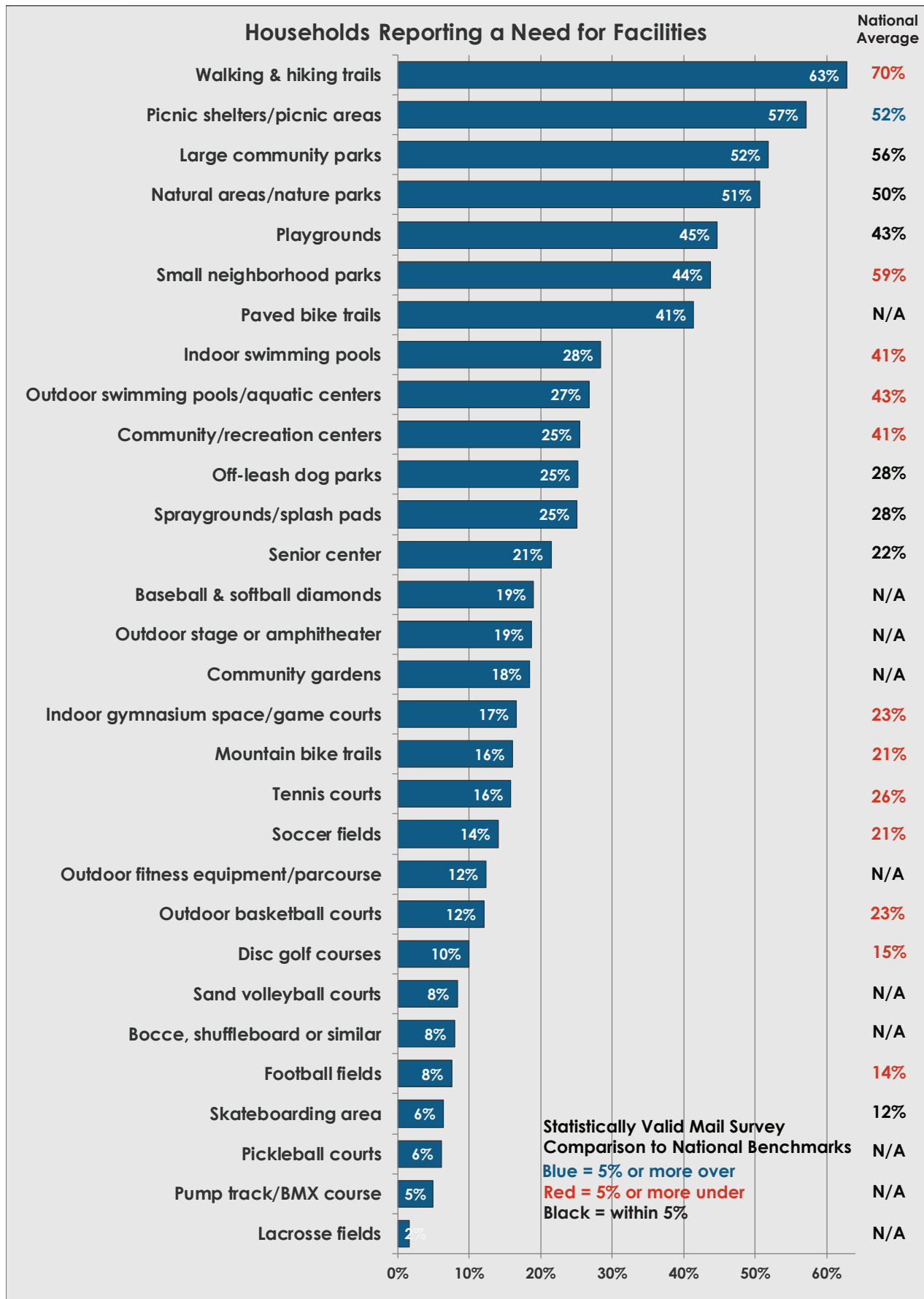


Figure 4.12: Estimated Number of Households with Unmet Facility Needs

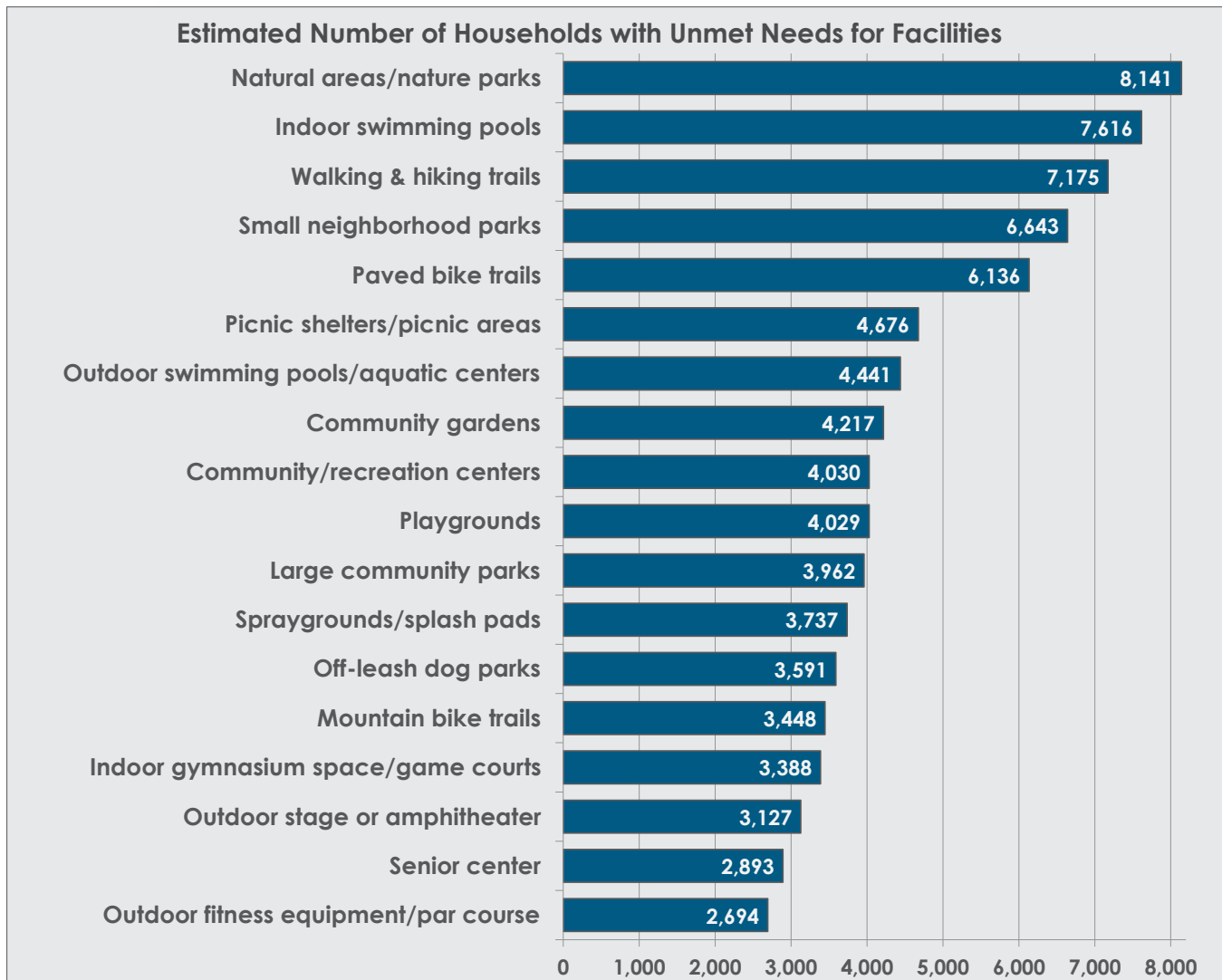


Figure 4.13: Most Important Facilities

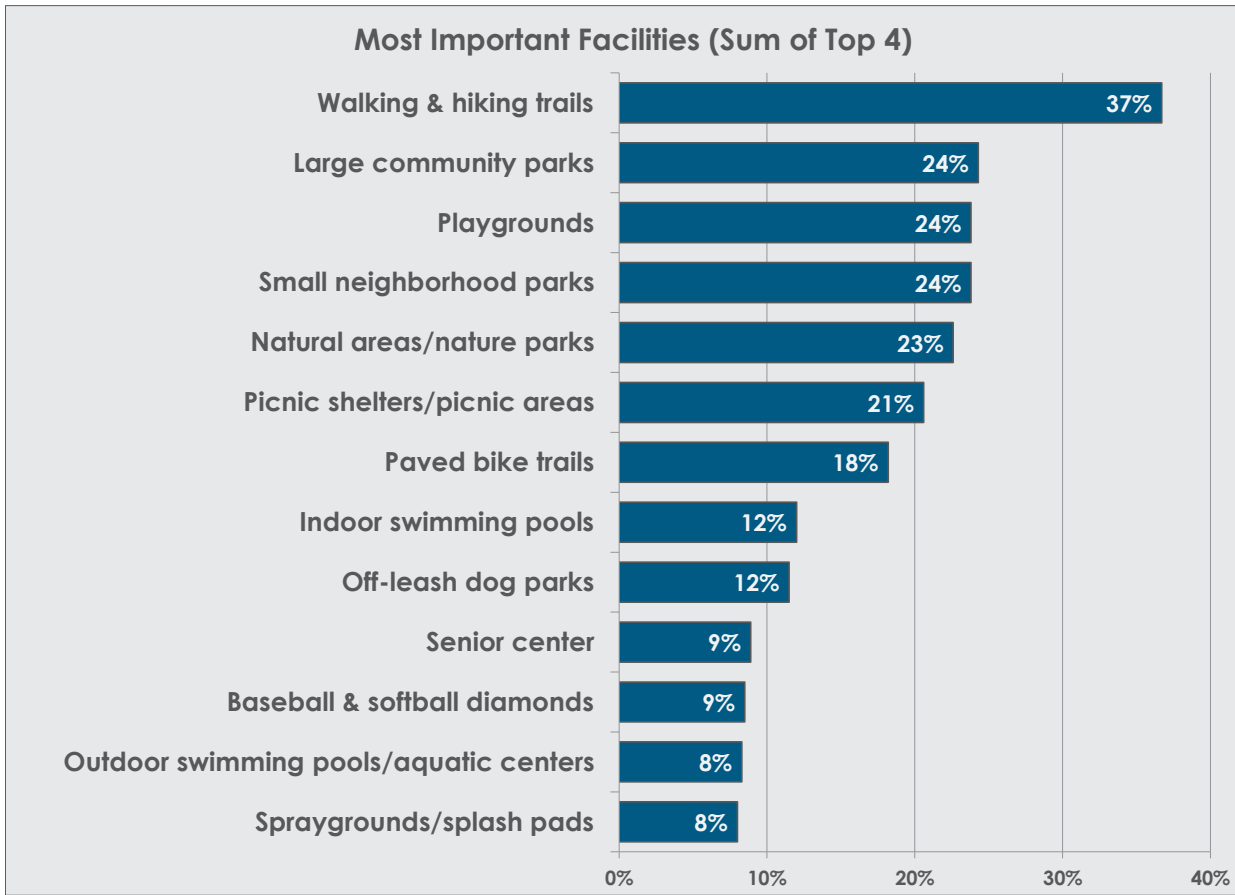
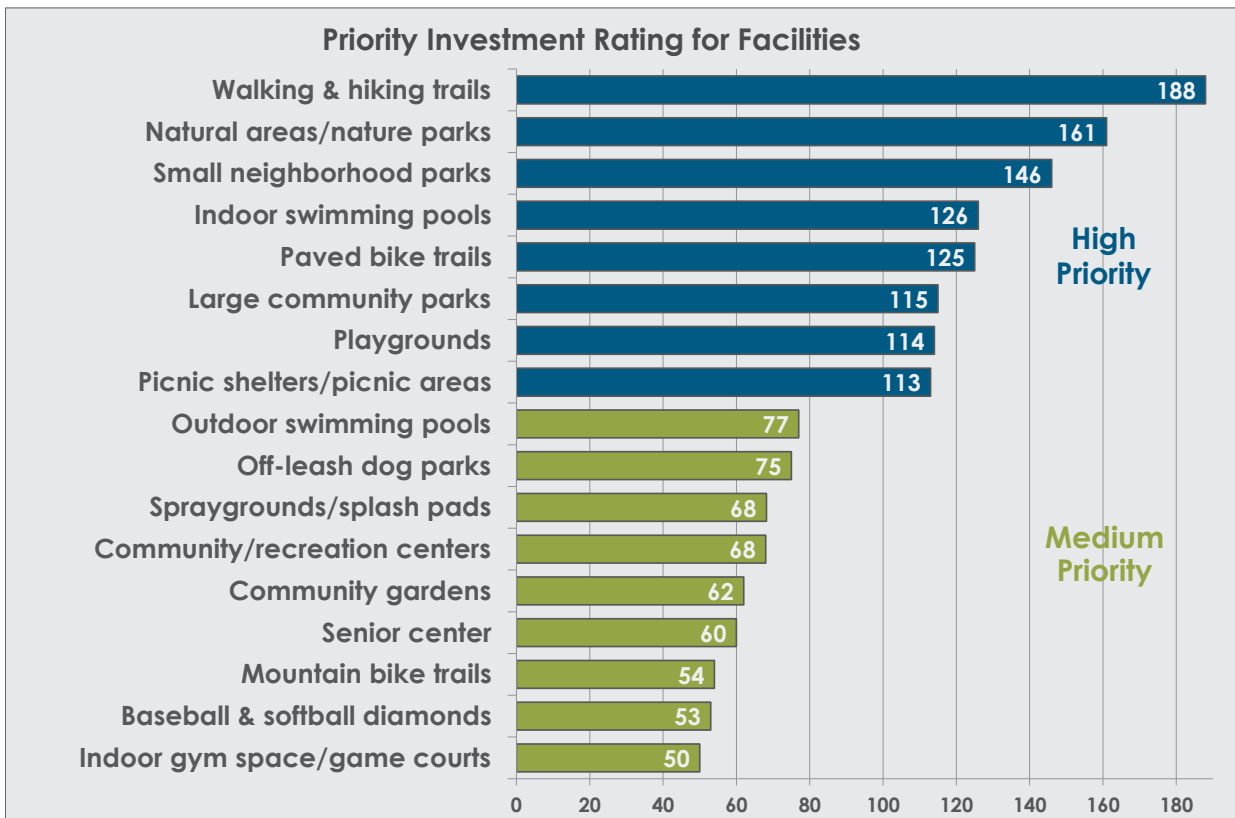


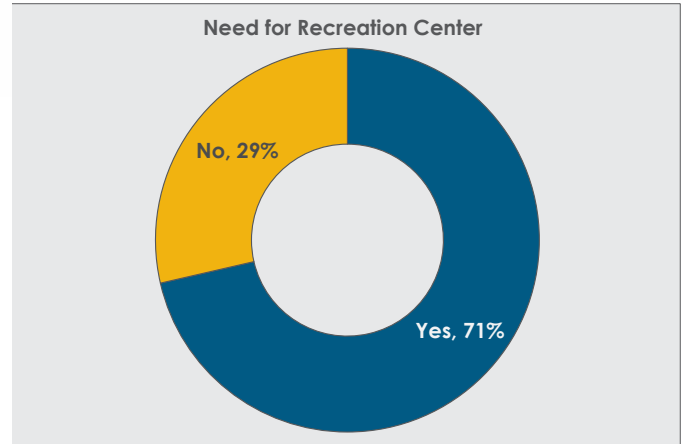
Figure 4.14: Facility Priorities for Investment



4.3.14 New Recreation Center – Need and Desired Features

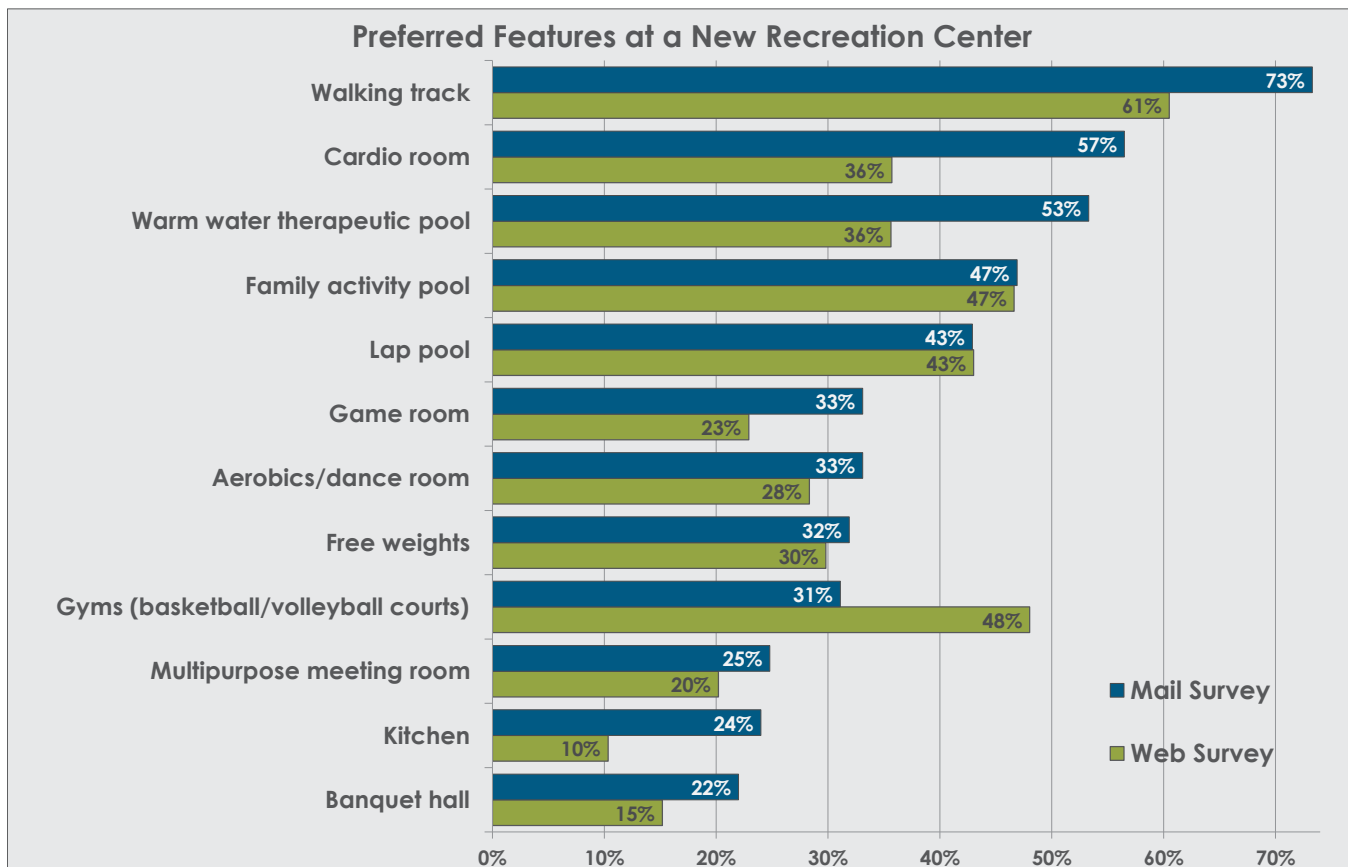
The Mail Survey indicated to respondents that many residents in Paducah have requested the development of a new recreation center. Respondents were asked to identify whether they agreed with this need. According to the survey, nearly three-quarters (71%) of households agreed with the need for a new recreation center (Figure 4.15).

Figure 4.15: Need for a Recreation Center



A follow-up question asked what features they would most like to see in a new recreation center (Figure 4.16). This follow-up question was included in the Web Survey, although the previous question was not. A walking track ranked as the most preferred feature at a recreation center with about three-quarters (73%) of households indicating they would use this feature. A cardio room ranked second (57%). The three types of pools were next with warm water therapy pool ranking first of those. Web Survey respondents ranked pools higher, although warm water therapy pool the lowest of the three. They also indicated a greater need for gyms.

Figure 4.16: Preferred Features at a New Recreation Center



4.3.15 New Sports Complex – Need and Desired Features

The Mail Survey indicated to respondents that many residents in Paducah have requested the development of a new sports complex. Respondents were asked to identify whether they agreed with this need. According to the survey, over half (54%) of residents agree with the need for a sports complex (Figure 4.17).

A follow-up question asked what features they would most like to see at a sports complex (Figure 4.18). Baseball ranked as the top feature with 54% of respondents, followed closely by softball. Soccer was third (50%).

Figure 4.17: Need for a Sports Complex

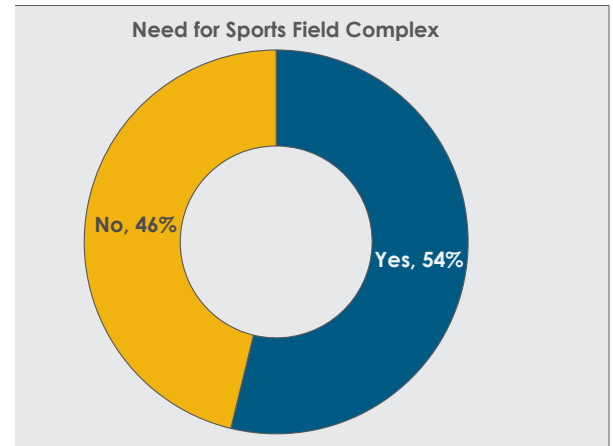
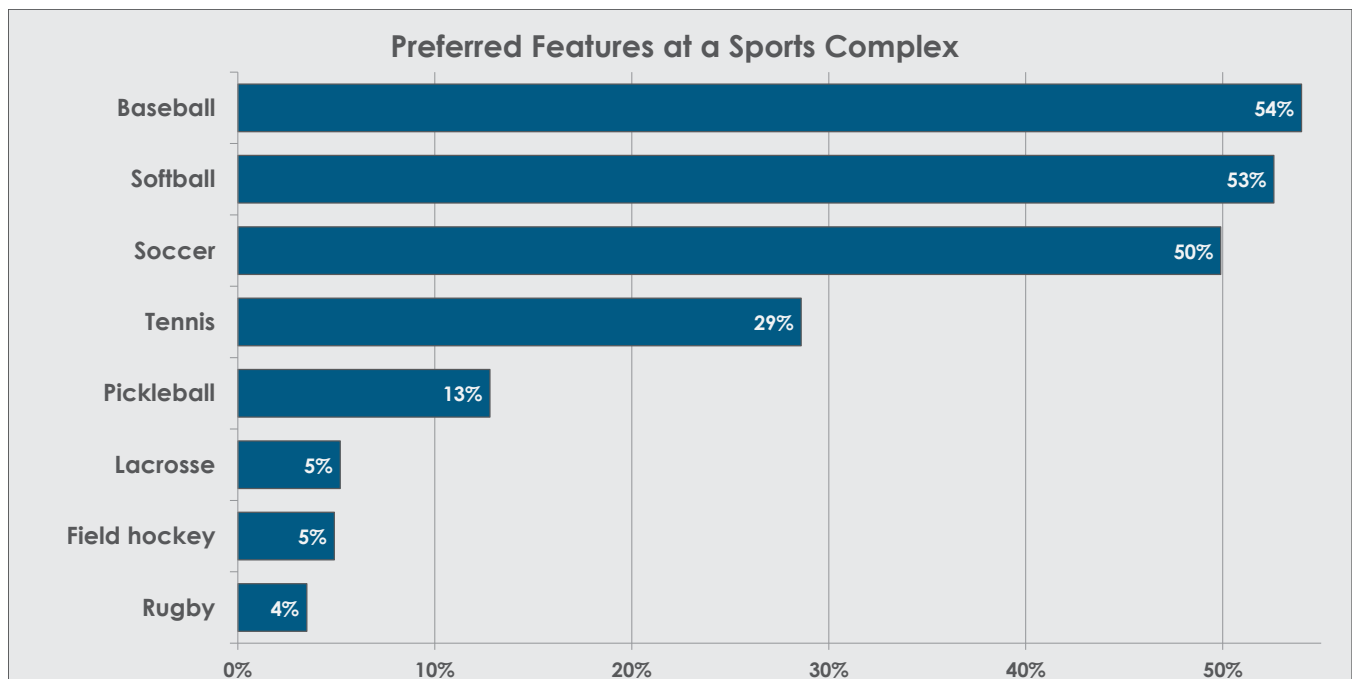


Figure 4.18: Preferred Features at a Sports Complex

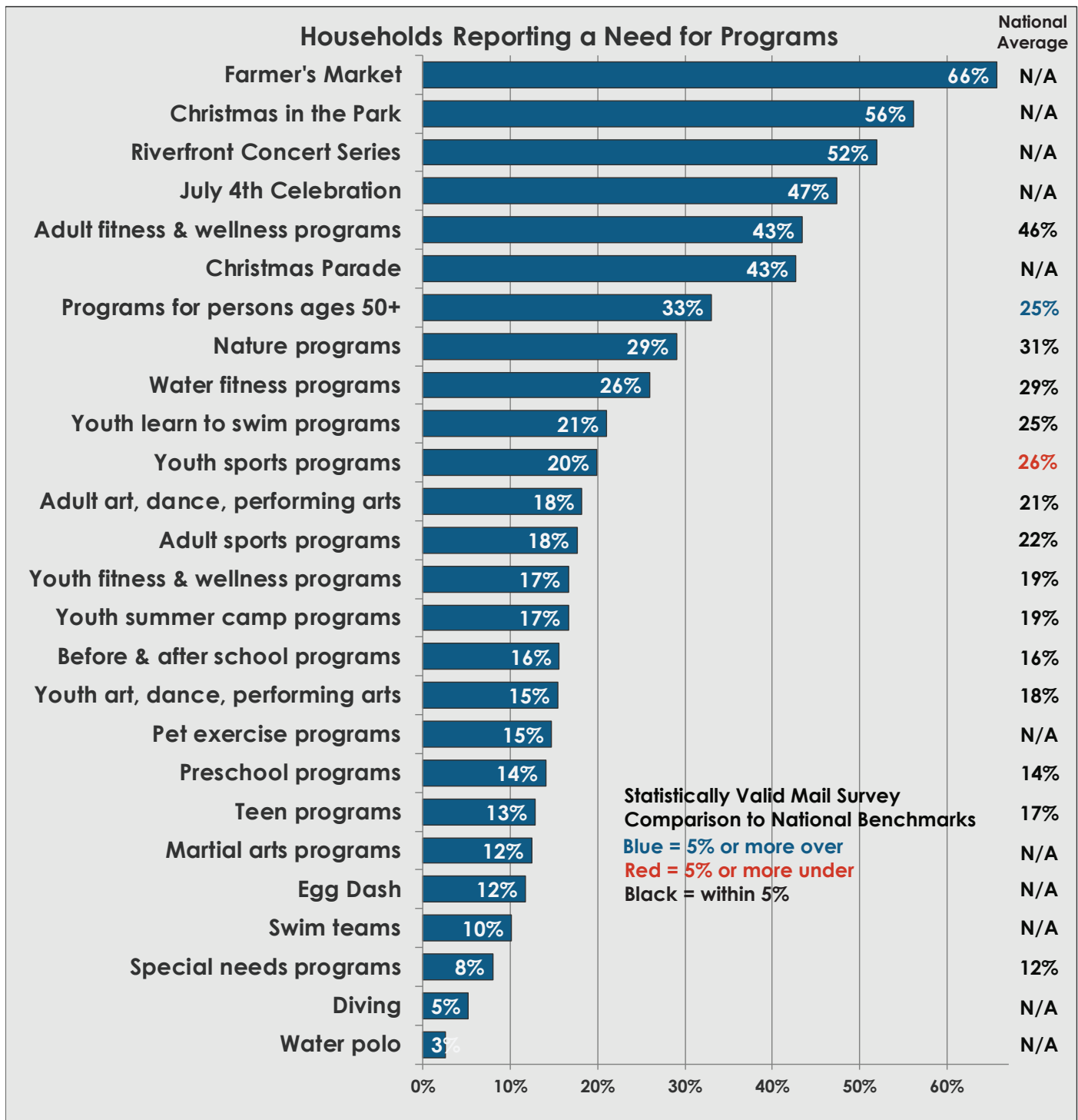


4.3.16 Need for Programs

Respondents were asked to identify which programs were needed by their households from a list of 26 recreation program categories. Figure 4.19 shows the results as well as the national average for each program. As indicated previously for facilities, the national averages are shown in red to indicate Paducah's need at 5% or more under the national average, blue to indicate Paducah's need at 5% or more above the national average, and black indicates within 5% above or below the national average or that comparison numbers are not available.

According to the survey, the **Farmer's Market at 66% was the most needed recreation program** by Paducah households with *Christmas in the Park* ranking second at 56% and *Riverfront Concert Series* third at 52%. Seasonal events represented many of the top items on the list. Adult fitness and wellness ranked fifth in the list, the highest of any of the more general program categories. Paducah households showed similar need for most of the programs in the list with greater needs for only one (programs for persons age 50+) and lesser needs for only one (youth sports programs).

Figure 4.19: Need for Programs

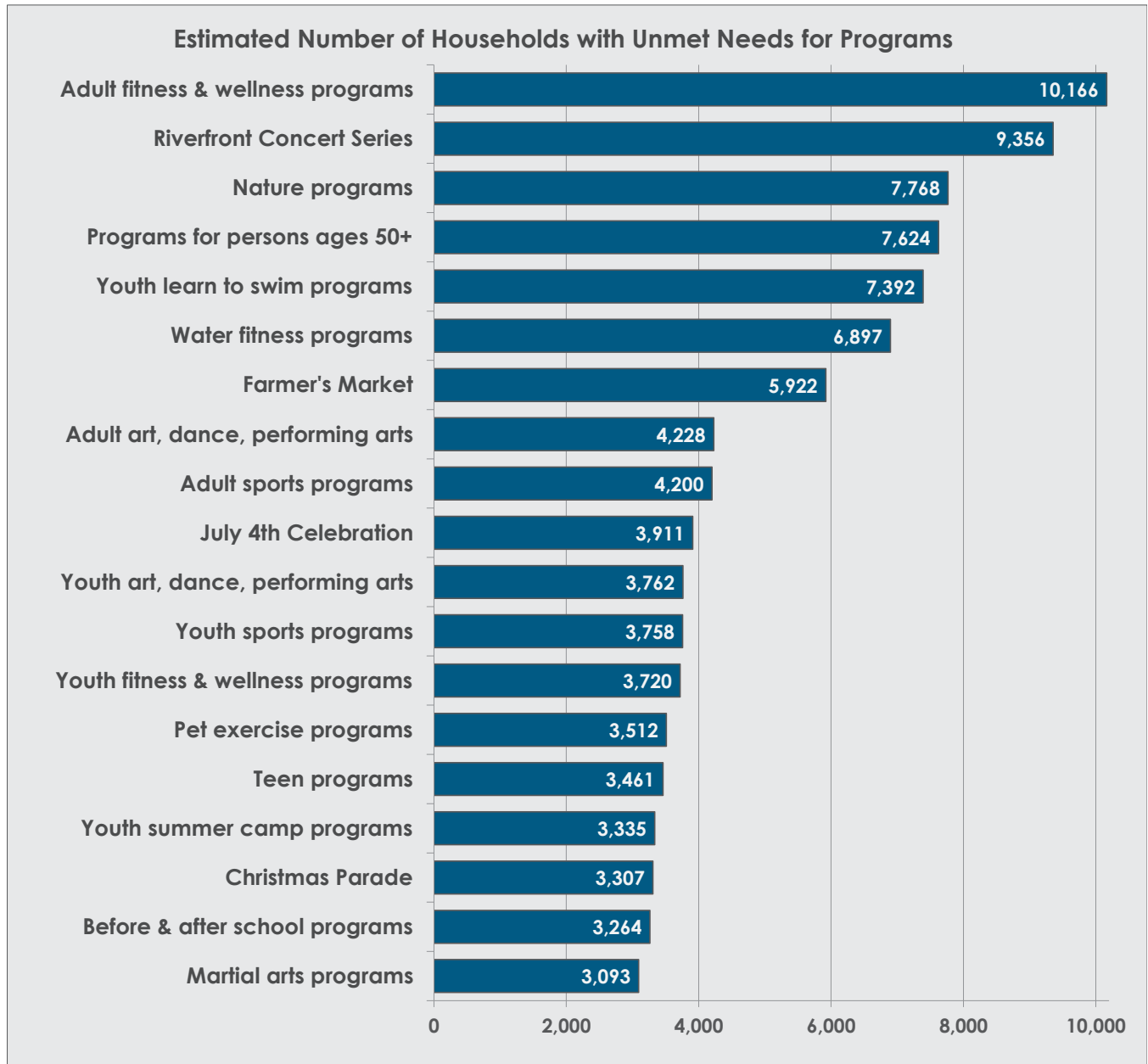


The survey also asked respondents how well their needs were met for recreation programs and then estimated the number of households for which needs were met at 50% or less based on these responses and the total number of households in Paducah. Figure 4.20 shows the estimated number of households with needs met at 50% or less for these programs.

The order of the items in Figure 4.20 was similar to the list of needed programs in Figure 4.19 with the top items appearing in both figures but in different orders, indicating a need for the addition or expansion of these types of programs. **Adult fitness & wellness programs ranked first with over 10,000 households indicating unmet needs.** *Riverfront Concert Series* ranked second, indicating a demand for more of these events (or

possibly better promotion of existing offerings). *Nature programs*, *programs for persons ages 50+*, and *youth learn to swim programs* were next, all with over 7,000 households.

Figure 4.20: Estimated Number of Households with Unmet Program Needs



The survey results by ETC Institute also included a Priority Investment Ranking for programs, combining the unmet needs ranking and most important programs ranking (Figure 4.21). The results for the high and medium priority facilities can be seen in Figure 4.22.

Based on these results, the top five program priorities for investment in Paducah are:

1. **Riverfront Concert Series**
2. **Adult fitness & wellness programs**
3. **Farmer's Market**
4. **Programs for persons ages 50+**
5. **Nature programs**

Figure 4.21: Most Important Programs

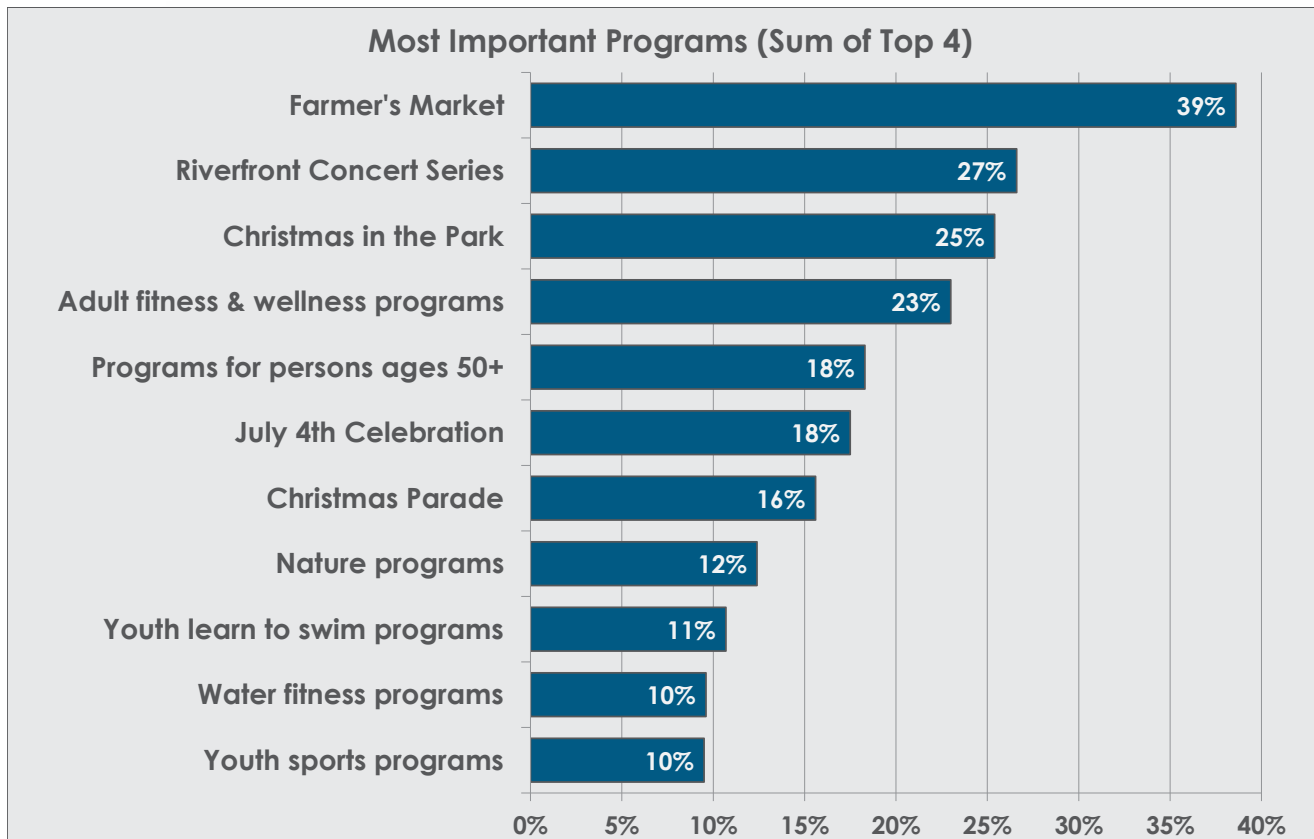
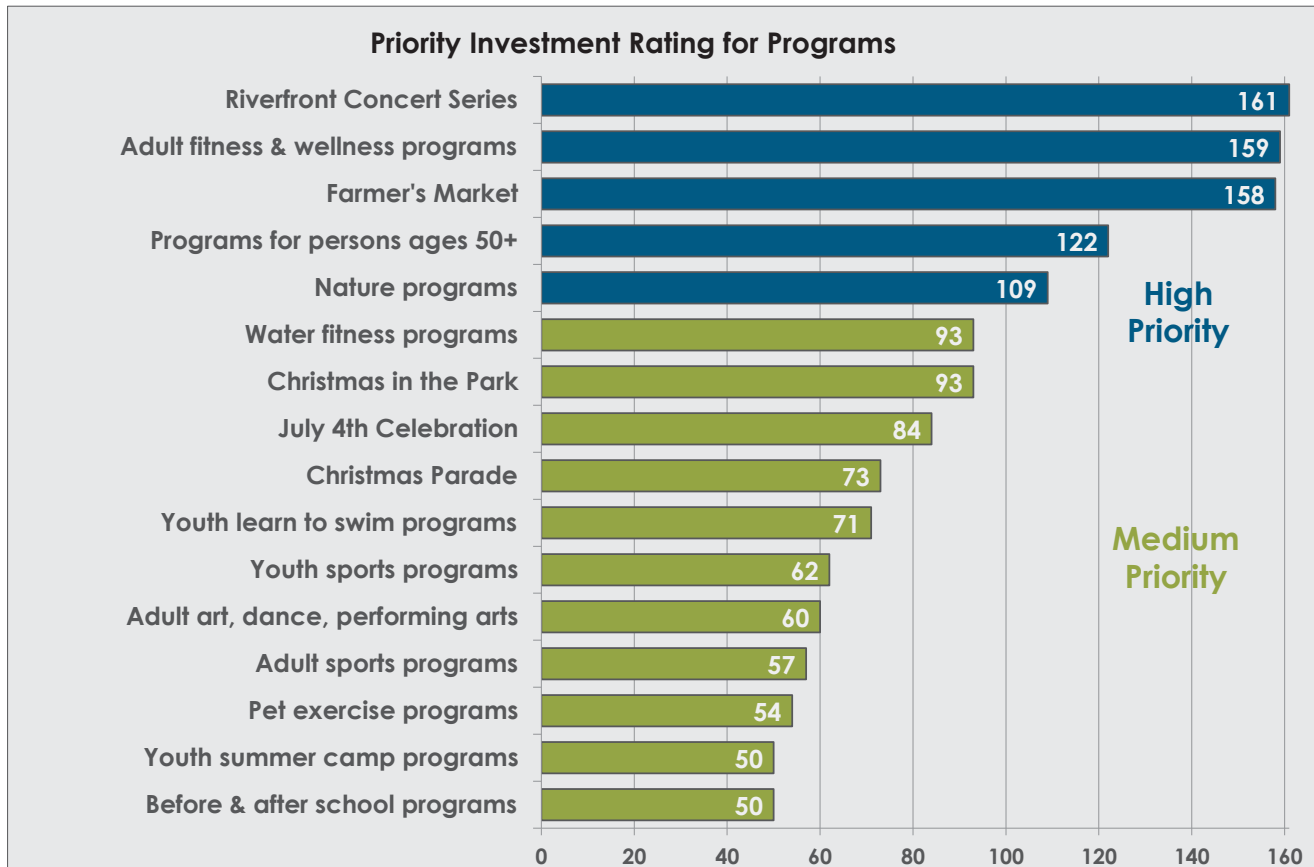


Figure 4.22: Program Priorities for Investment

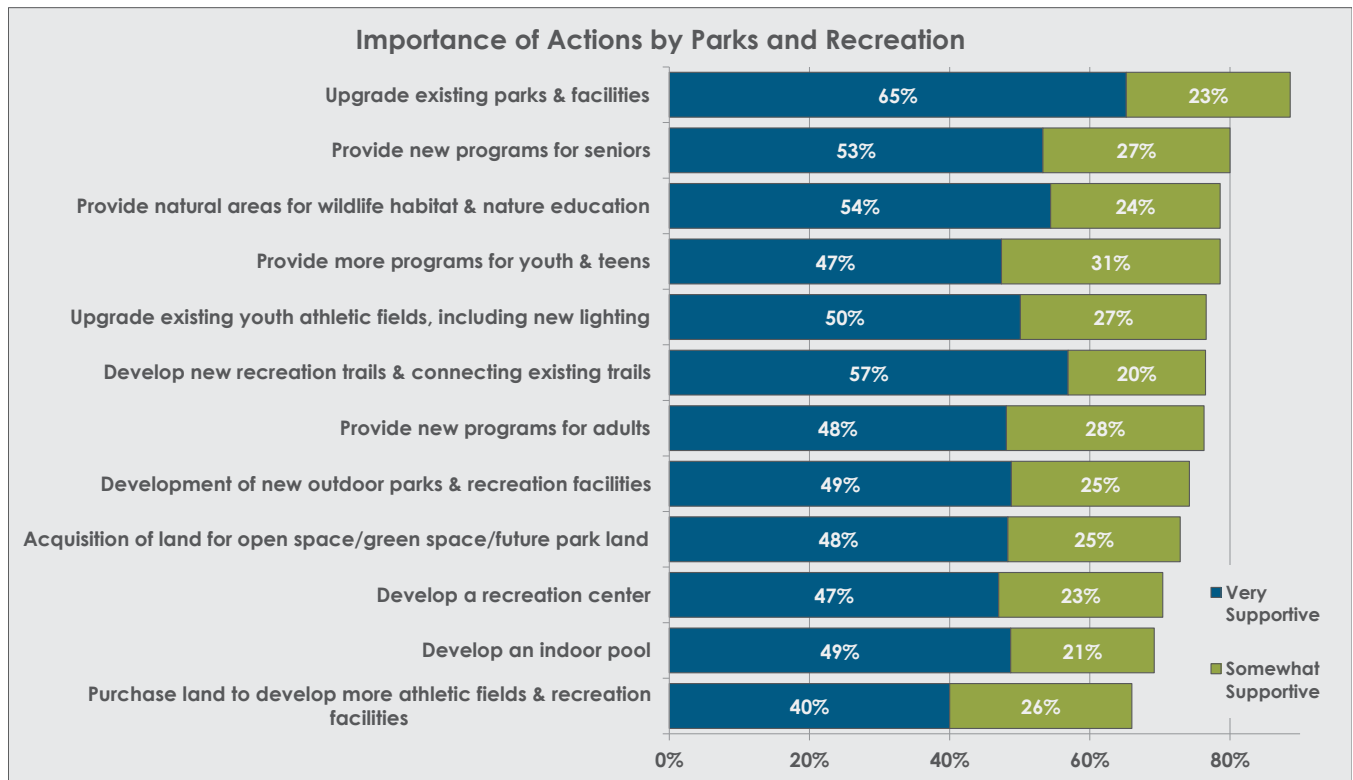


4.3.17 Support for Park Improvements

Respondents to the Mail Survey were asked to indicate whether they were *very supportive*, *somewhat supportive*, *not supportive*, or *not sure* of 12 actions Paducah could take to improve parks and recreation services. The results, which can be seen in Figure 4.23, show the combined total of *very supportive* and *somewhat supportive* responses.

Upgrade existing parks & facilities received the highest level of support with 88% of respondents supporting this action (65% very supportive). *Provide new programs for seniors* ranked second with 80% of respondents supporting this action (53% very supportive). More than 60% of respondents were supportive of all 12 actions. These results indicate support for parks and recreation improvements in general by Paducah and McCracken County residents.

Figure 4.23: Support for Actions to Improve Parks and Recreation



4.3.18 Allocation of \$100 Between Parks and Recreation Improvements

Survey respondents were asked how they would allocate \$100 between seven different parks and recreation improvements in Paducah. Of the options provided (Figure 4.24), **residents would allocate the largest amount of the presented options to develop an indoor pool** (\$12). *Upgrade existing parks* ranked second with \$11. *Other* received the largest allocation at \$17, and comments included requests for specific trail improvements, senior facilities/activities, and improved maintenance.

4.3.19 Learning about Recreation or Activities in Paducah

Respondents were asked to identify ways from which they learn about Paducah Parks and Recreation activities. The results can be seen in Figure 4.25. Respondents indicated the *word of mouth* by far as the most common way they learn of programs and activities with 56% of Mail Survey respondents choosing this option. *Social networking* ranked second at 39%, followed by newspaper and radio/television.

Figure 4.24: \$100 Allocation for Park Improvements

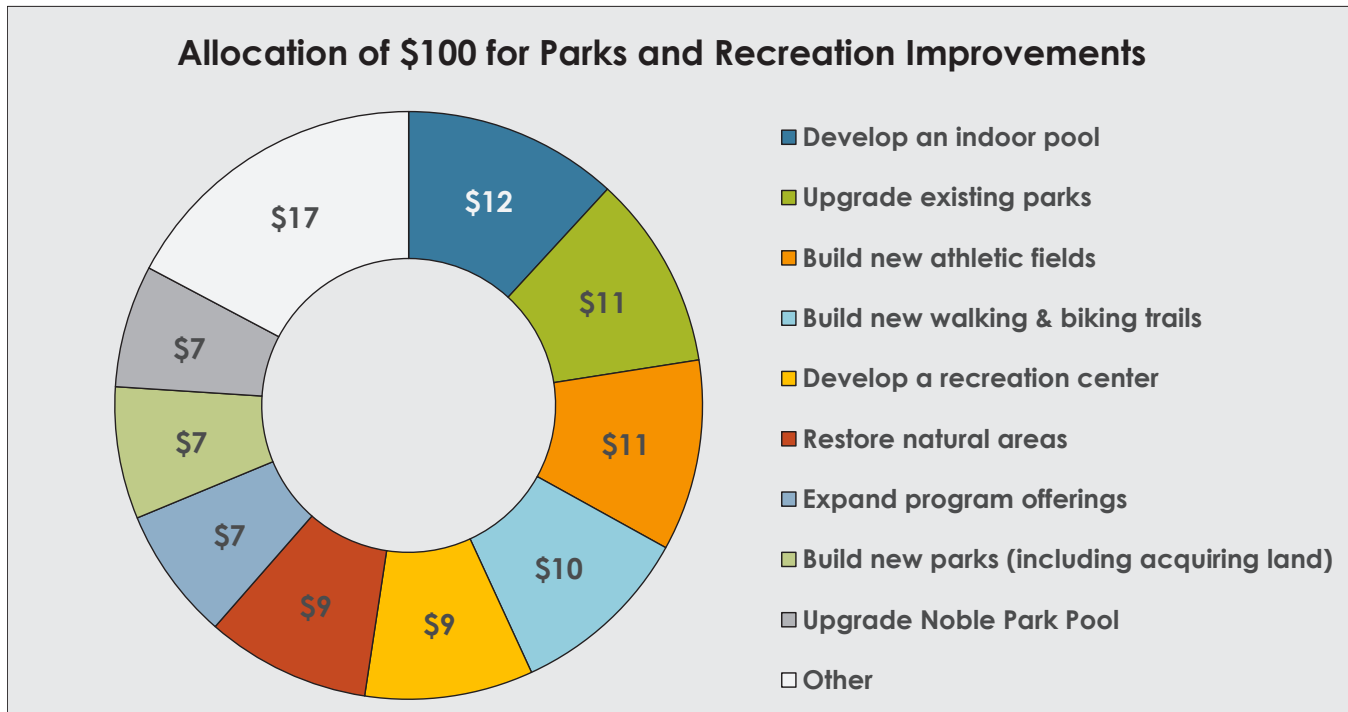
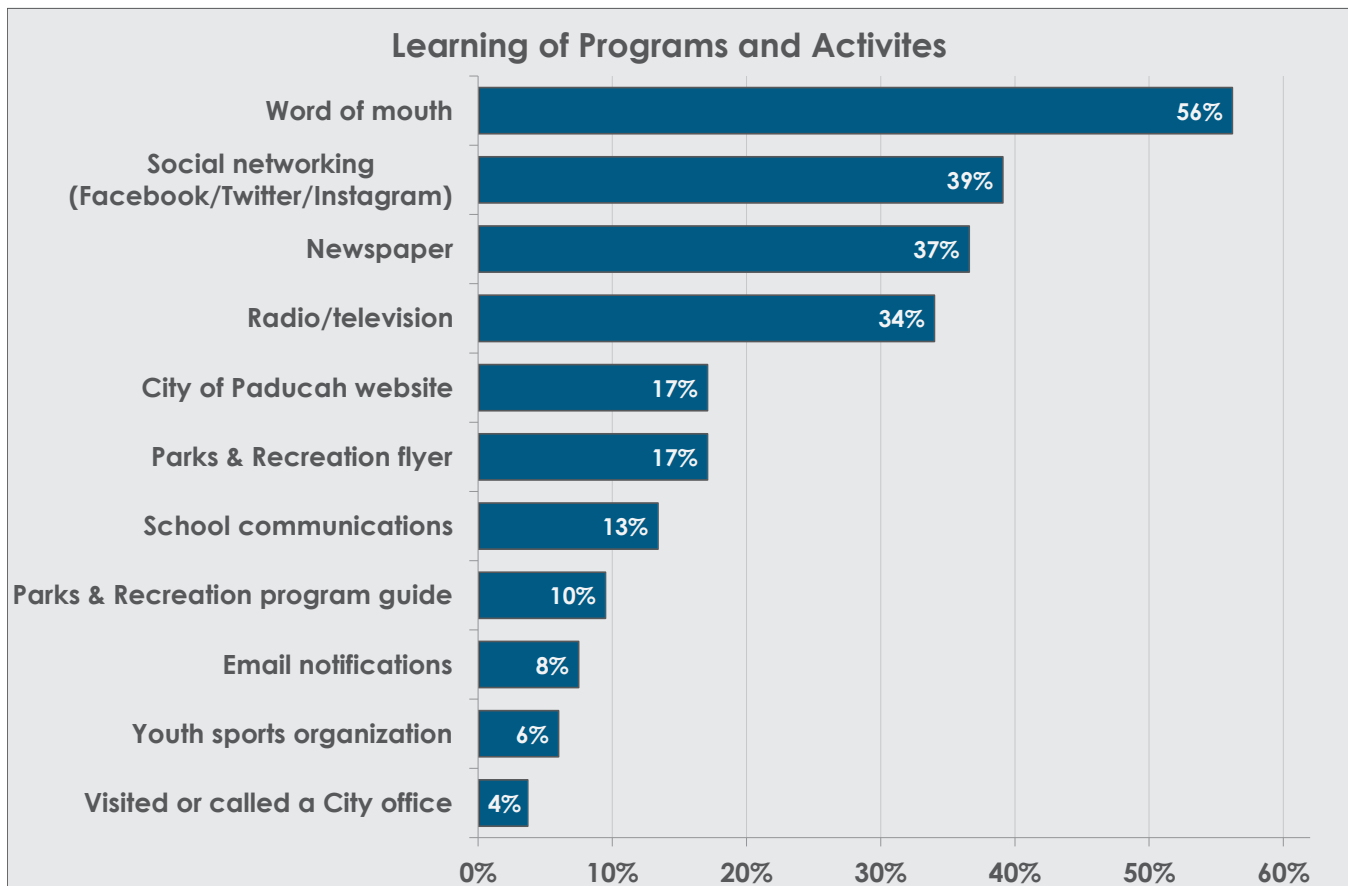


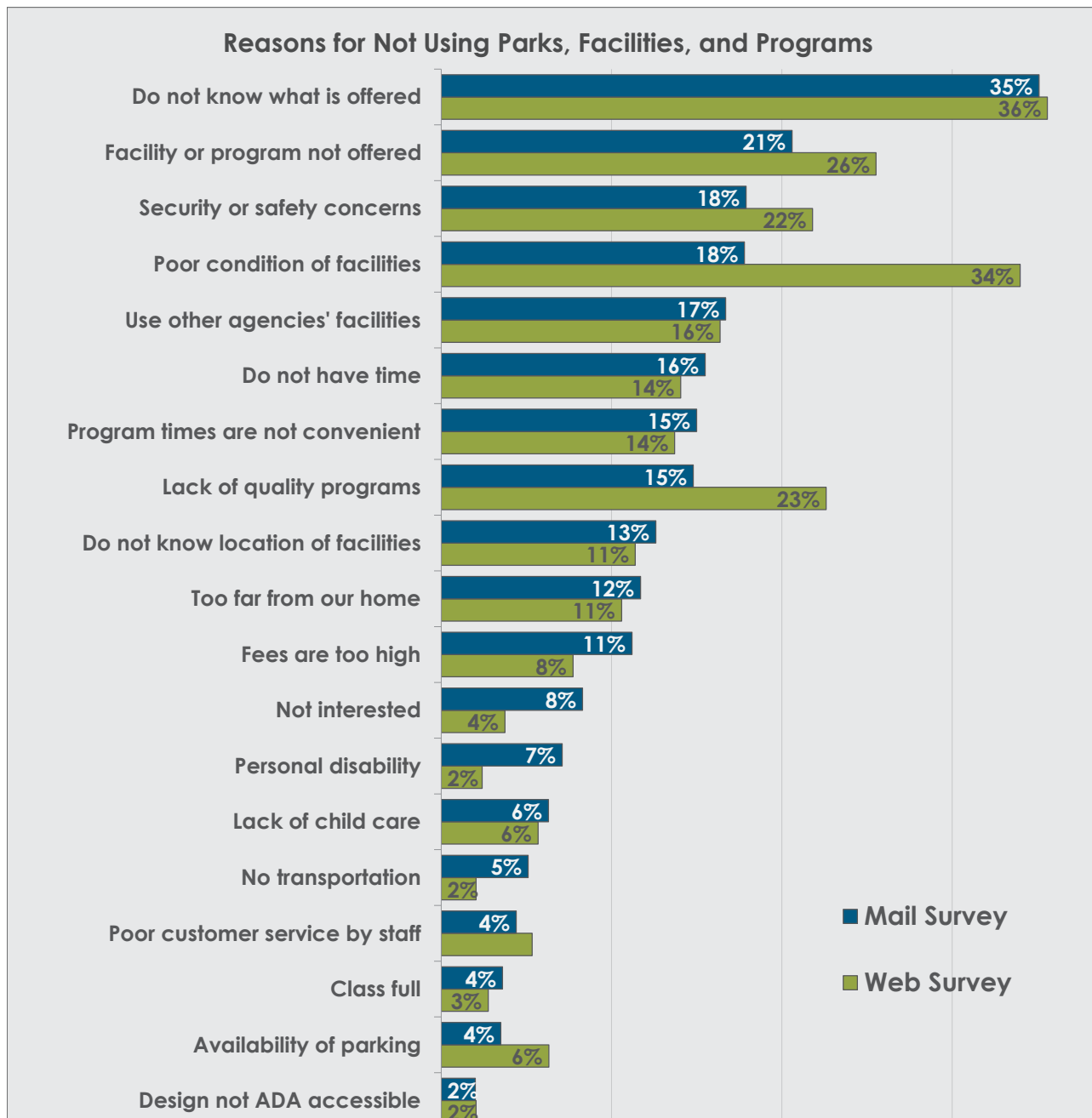
Figure 4.25: Ways Households Learn about Recreation and Activities



4.3.20 Reasons Preventing Use of Parks, Recreation Facilities, Trails, and Programs More Often

Respondents to both surveys were asked to select barriers to their households' use of parks, recreation facilities, trails, and programs from a list of 19 options. Figure 4.26 shows the results. According to the Mail Survey, **the number one reason was that households do not know what is offered (35%)**. According to the National Benchmarking,² this reason is often at the top of the list, but Paducah's response rate to this option was higher than the national average of 24%. The second most common reason was *facility or program not offered* (21% - no national average). *Security or safety concerns* ranked third with 18% (national average of 9%). The Web Survey showed similar results overall, but far more indicated the *poor condition of facilities*. The 18% of households that indicated this reason in the Mail Survey is also much higher than the national average (7%).

Figure 4.26: Reasons for Not Using Parks, Recreation Facilities, Trails, and Programs

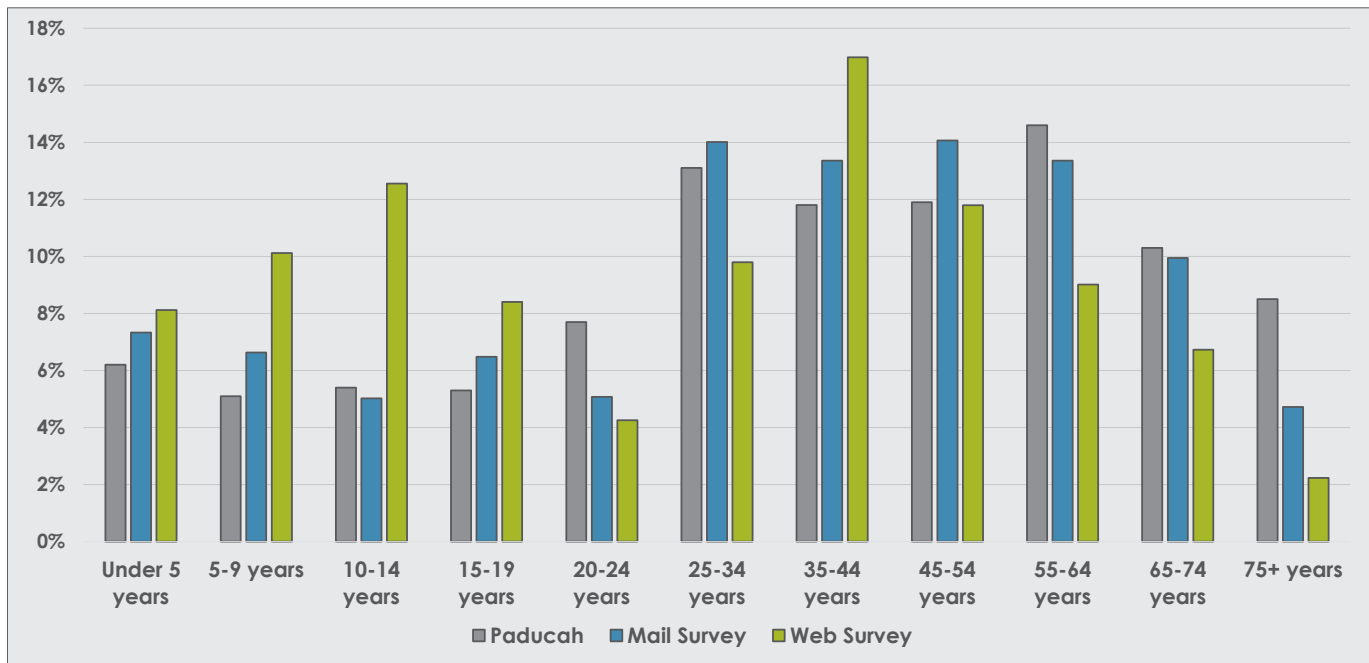


4.3.21 Survey Household Demographics

In an effort to verify the demographic representation of the survey responses with that of the population of Paducah, the distribution of age groups of respondent households was compared to the most recent population estimates.³ Figure 4.27 shows the representation by age of survey respondent household members and the estimated 2016 Paducah population of each age cohort (the most recent available for these age demographics).

Based on this comparison, the respondents of the Mail Survey closely aligned with the age demographics of the Paducah population. The Mail Survey slightly underrepresented ages 20-24 and 75 or older. The Web Survey, in contrast, greatly overrepresented families with children (age 35-44 combined with ages 5-14) and underrepresented those 55+.

Figure 4.27: Survey Household Demographics

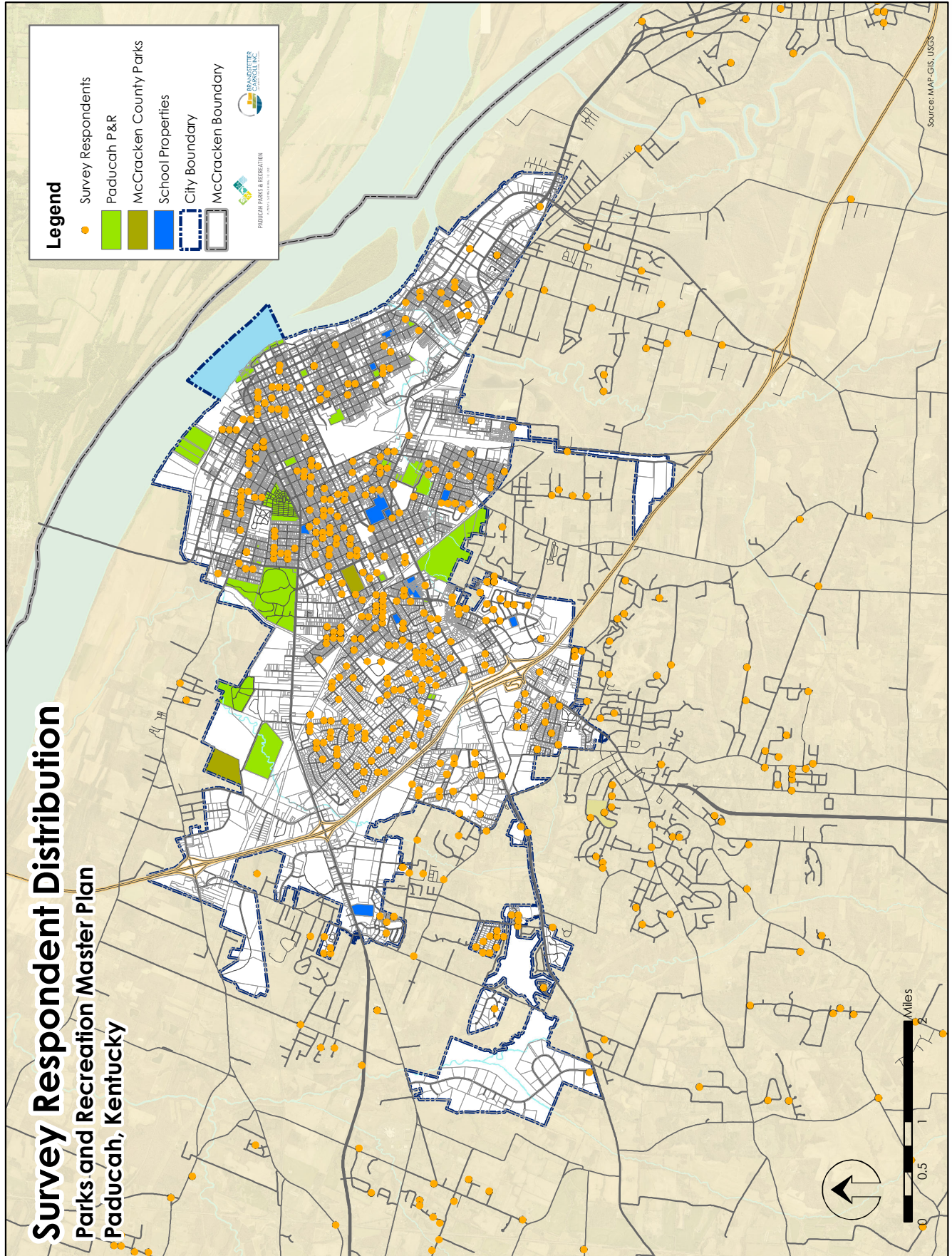


4.3.22 Distribution of Returned Surveys

ETC Institute provided data for the location of returned surveys (to nearest block). The results can be seen in Figure 4.28. This figure indicates a relatively balanced distribution of responses throughout Paducah.

³ 2012-2016 American Community Survey 5-Year Estimates

Figure 4.28: Survey Respondent Locations



4.3.23 Survey Results by Sector

The results for the survey contained cross tabular data for City of Paducah and McCracken County outside of Paducah. In many cases, the results were similar. For example, between 87% and 88% of households in both sectors indicated they had visited a park in the past year. This analysis of the variation between the sectors examines park visitation, the most important facilities, the most important programs, and the reasons for not using parks and programs. In all tables, the top five responses are indicated in bold (possibly more if options were tied). Additionally, results are highlighted in blue if they are 2% or more above the overall Paducah result and in red if they are 2% or more below the overall Paducah result.

Park Visitation

The visitation to facilities varied substantially between the city and the county for both preferred facilities and overall levels of use. Table 4.4 shows the most visited parks and facilities for the city and the county. Four facilities ranked in the top five for both sectors: Bob Noble Park, Greenway Trail, Riverfront Plaza, and Stuart Nelson Park. The visitation rate varied only slightly for these four facilities. County residents were more likely to visit parks located outside of the City of Paducah or operated by McCracken County.

Table 4.4: Most Visited Parks by Sector

Park Name	Paducah	McCracken County	Total
Bob Noble Park	80%	84%	81%
Greenway Trail	39%	36%	38%
Riverfront Plaza	20%	17%	19%
Stuart Nelson Park	18%	17%	18%
Keiler Park	13%	10%	12%
Paxton Golf Course	11%	9%	10%
Ohio River Boat Launch	8%	10%	8%
Carson Park	6%	12%	8%
Robert Cherry Civic Center	7%	9%	8%
Brooks Stadium & Park	5%	10%	7%
Robert Coleman Park	7%	3%	6%
Lone Oak Park	2%	9%	5%
Schultz Park (Transient Boat Dock)	6%	2%	5%
Brockenborough Rotary Health Park	5%	2%	4%
McCracken County Soccer Fields	3%	4%	3%
Oak Grove Cemetery	3%	3%	3%
Paducah Recreation Center (REC)	2%	4%	2%

Most Important Facilities

The most important facilities (sum of top four) to households (Table 4.5) were fairly consistent between the city and the county with most of the same facilities ranking in the top five for both. **Walking & hiking trails ranked first in both sectors.** *Small neighborhood parks* ranked in the top five for the city but not the county. Households in the county ranked *playgrounds* and *baseball & softball diamonds* as more important than city households, while households in the city ranked *small neighborhood parks*, *indoor swimming pools*, and *off-leash dog parks* as more important.

Table 4.5: Most Important Facilities (total of top 4 choices) by Sector

Facilities	Paducah	McCracken County	Total
Walking & hiking trails	38%	34%	37%
Large community parks	26%	22%	24%
Small neighborhood parks	27%	18%	24%
Playgrounds	20%	30%	24%
Natural areas/nature parks	22%	23%	23%
Picnic shelters/picnic areas	20%	22%	21%
Paved bike trails	19%	17%	18%
Indoor swimming pools	14%	8%	12%
Off-leash dog parks	15%	5%	12%
Senior center	10%	7%	9%
Baseball & softball diamonds	6%	14%	9%
Outdoor swimming pools/ aquatic centers	9%	7%	8%
Spraygrounds/splash pads	8%	8%	8%
Community/recreation centers	8%	5%	7%

Most Important Programs

The most important programs (sum of top four) to households (Table 4.6) were similar between the city and the county. **Farmer's Market ranked first in both sectors**, although more city households rated this program as important (41% compared to 34%). Households in the city placed higher importance on *nature programs* than those in the county, while county households place higher importance on *adult sports programs*.

Table 4.6: Most Important Programs by Sector

Programs	Paducah	McCracken County	Total
Farmer's Market	41%	34%	39%
Riverfront Concert Series	28%	24%	27%
Christmas in the Park	25%	27%	25%
Adult fitness & wellness programs	24%	21%	23%
Programs for persons ages 50+	19%	17%	18%
July 4th Celebration	18%	17%	18%
Christmas Parade	15%	16%	16%
Nature programs	14%	11%	12%
Youth learn to swim programs	11%	9%	11%
Water fitness programs	9%	10%	10%
Youth sports programs	9%	11%	10%
Pet exercise programs	9%	6%	8%
Adult art, dance, performing arts	8%	6%	7%
Before & after school programs	7%	7%	7%
Youth summer camp programs	7%	6%	7%
Adult sports programs	5%	8%	6%

Reasons for Not Using Facilities and Programs

Households in the city and county sectors identified some of the same reasons for not using Paducah park facilities and programs (Table 4.7). Households in both sectors reported the top reason for not using parks and programs is that they *do not know what is being offered*, but county residents were more likely to cite this reason. County residents were much more likely to indicate that facilities and programs were too far from their homes.

Table 4.7: Reason for Not Using Parks and Programs by Sector

Reasons	Paducah	McCracken County	Total
Do not know what is offered	36%	44%	39%
Facility or program not offered	23%	23%	23%
Security or safety concerns	19%	21%	20%
Poor condition of facilities	20%	19%	20%
Use other agencies' facilities	18%	20%	19%
Do not have time	17%	18%	17%
Program times are not convenient	18%	14%	17%
Lack of quality programs	16%	18%	17%
Do not know location of facilities	14%	14%	14%
Too far from our home	7%	24%	13%
Fees are too high	13%	11%	13%
Personal disability	9%	6%	8%
Lack of child care	8%	6%	7%
No transportation	7%	3%	6%

Recreation Center

Support for the development of a new recreation center was similar between the city and the county sectors with 72% of city households indicating support compared to 70% of county households. The preferred facilities within the recreation center varied somewhat, however. As indicated in Table 4.8, both the city and the county ranked the same facilities in the top five with *walking track* ranking first for both and *cardio room* ranking second. Both sectors ranked the three pool types next but placed them in different orders. City households favored a *warm water therapy pool*, while county residents favored a *family activity pool*.

Table 4.8: Preferred Recreation Center Facilities

Recreation Center Facilities	Paducah	McCracken County	Total
Walking track	73%	75%	73%
Cardio room with fitness equipment	56%	58%	57%
Warm water therapeutic pool	55%	49%	53%
Family activity pool	45%	51%	47%
Lap pool	47%	36%	43%
Aerobics/dance room	34%	32%	33%
Game room	34%	32%	33%
Free weights	32%	32%	32%
Game courts (basketball/ volleyball)	31%	32%	31%
Multipurpose meeting room	27%	22%	25%
Kitchen	26%	21%	24%
Banquet room	22%	22%	22%

Sports Complex

Support for the development of a sports complex was similar between the two sectors, but county households were slightly more supportive (57%) than city households (52%). The preferred facilities within the sports complex varied significantly, although the top items were the same (Figure 4.9). Soccer fields ranked first for city households, while baseball and softball fields ranked first for county households. Additionally, city households indicated greater importance for both tennis and pickleball courts than county households.

Table 4.9: Preferred Sports Complex Facilities

Sports Complex Facilities	Paducah	McCracken County	Total
Baseball	49%	62%	54%
Softball	47%	62%	53%
Soccer	53%	44%	50%
Tennis	32%	23%	29%
Pickleball	16%	7%	13%
Lacrosse	7%	2%	5%
Field hockey	6%	2%	5%
Rugby	4%	2%	4%

4.4 ONLINE ENGAGEMENT

The City of Paducah utilized MindMixer, an online civic engagement tool, to enable residents to provide input regardless of their location or the time of day. The site was devoted specifically to this Master Plan and provided a forum for residents to submit ideas, provide input on priorities, engage in conversation with the parks and recreation leaders and others, and stay up-to-date on the planning process. The planning consultants managed and updated the website, which experienced 451 total interactions (124 participants). This section summarizes the results of the input gathered from the website. Topics on the website were posted in an effort to follow up on previous public input and to keep the public involved throughout the process. Two different types of topics were posted on this website: polls and open-ended questions.

4.4.1 Preferred Facilities at an Indoor Recreation Center

Visitors of the MindMixer website were asked to select which facilities they would use at an indoor recreation center if one were developed in Paducah (up to 3). The results can be seen in Figure 4.29, based on 91 participants. A walking track (62%) was the top response followed by a lap pool (54%). The next two facilities were different types of pools, warm water therapy pool (38%) and family activity pool (38%).

4.4.2 Activities at Parks in Paducah

Visitors were also asked to select their favorite activities at parks from a list (up to 3). The most popular activities can be seen in Figure 4.30, based on 113 participants. The top three options by a wide margin were walking/jogging (64%), biking (53%), and enjoying nature (52%), all passive activities that can be completed at any age.

4.4.3 Improvements to Parks

Open-ended topics on the MindMixer website prompted visitors to indicate improvements they would like to see at Paducah parks if they have a magic wand. The topics asked respondents to indicate their vision for the future of parks and recreation in Paducah. A summary of the 58 ideas and 245 interactions is provided below. These items represent the most discussed topics (by far) and are listed in the order of frequency.

Figure 4.29: Preferred Facilities at an Indoor Recreation Center

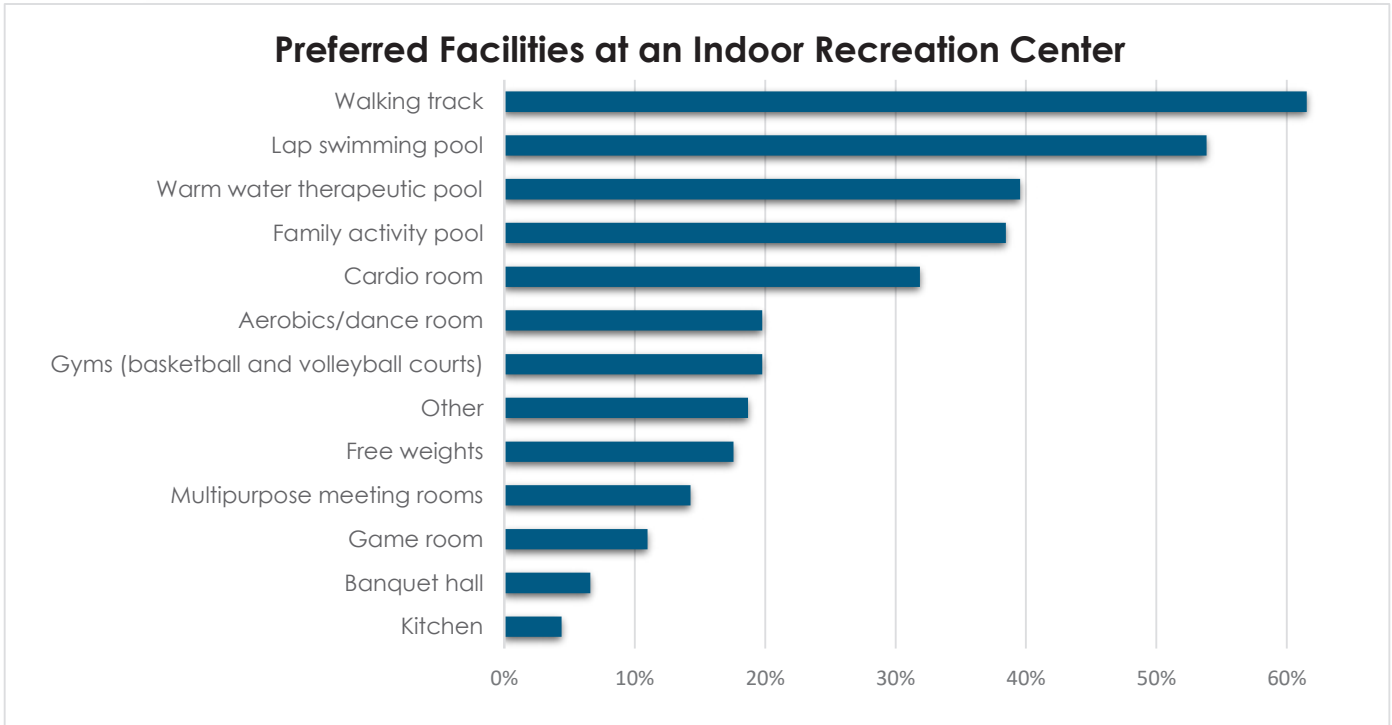
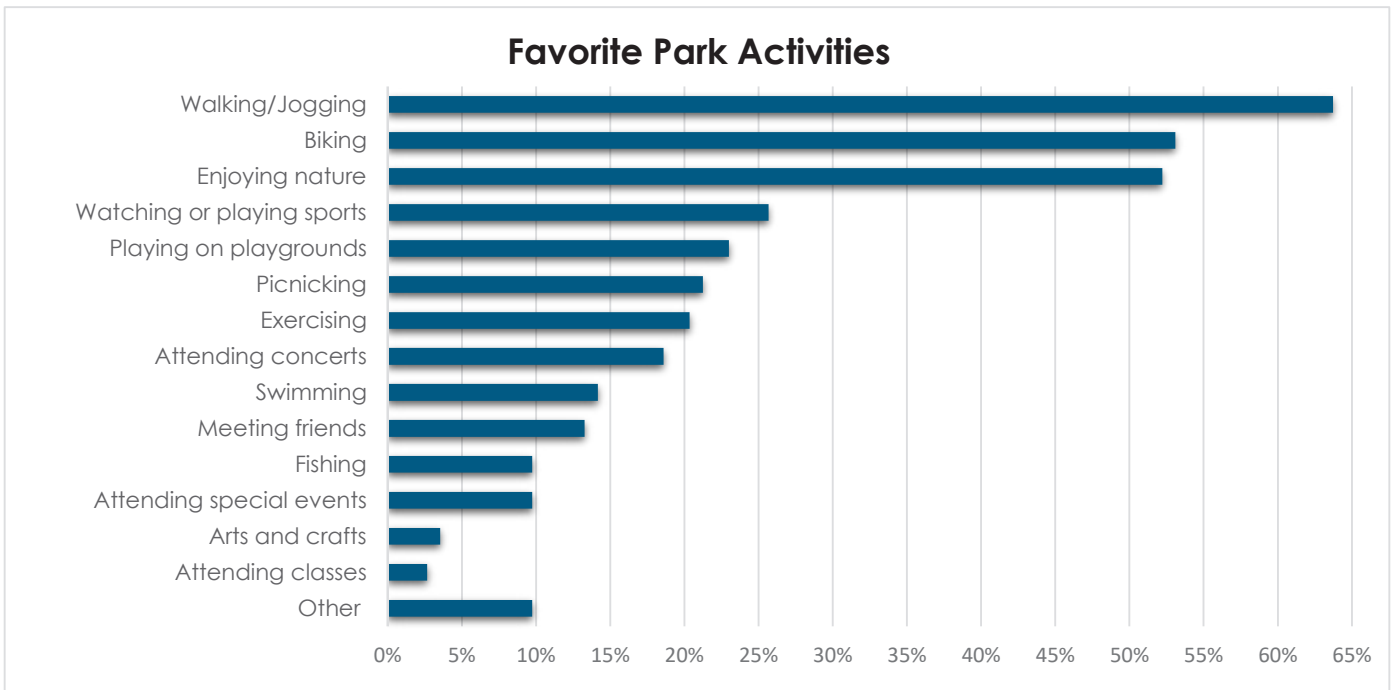


Figure 4.30: Favorite activities at Paducah Parks



Park improvement ideas:

- Indoor pool – Many requesting 50-meter indoor pool
- Walking/biking trails
- Riverfront Park improvements, including playground
- Sports complex
- Maintenance/upgrades to existing parks
- Recreation center

4.5 CONCLUSION

The public input process as a whole provided an abundance of information about the needs and desires of Paducah residents. Although data was gathered through a variety of methods, some trends were apparent throughout the process.

Results indicate that the community desires:

- Upgrades to existing parks
- An indoor aquatic facility
- Lap pool, prefer 50-meter lanes
- Warm water therapy pool
- Family activity pool
- Trail improvements
- More and better-connected trails
- Nature trails
- Greenway Trail extension
- Trail lighting
- More/better restrooms
- Expansion of Recreation Center
- Walking track
- Cardio room
- Pool
- Gyms
- Field space
- Program space
- Acquisition and preservation of open space
- More shade, including trees and structures
- New playground equipment
- More picnic shelters
- Pickleball courts
- New athletic fields and a complex for tournaments
- Soccer
- Baseball
- Softball
- Tennis
- Pickleball
- Support features
- Security cameras and lighting
- Drinking fountains
- Seating
- Wi-Fi
- Improved marketing and communication
- Riverfront Park improvements
- Expanded program offerings
- Farmers market
- Seasonal events
- Adult fitness & wellness programs
- Programs for persons aged 50+
- Nature programs
- More programs at amphitheater

A word cloud, which uses font sizes to show the frequency of word appearance, can be seen in Figure 4.31. This concluding image, created using text of public meeting comments and survey responses, provides a visual representation of the voice of the community through this public input process and serves to reinforce the results presented above and throughout this chapter.

Figure 4.31: Public Input Word Cloud



NEEDS ASSESSMENT AND IDENTIFICATION



5.1 INTRODUCTION

This chapter of the Master Plan comprises the assessment and identification of needs in Paducah and consists of the following elements:

1. Parkland and recreation area needs and level of service analysis
2. Facilities needs analysis and level of service standards
3. Geographic analysis of the distribution of parks and recreation facilities

This information and the public input (Chapter 4) form the basis of the recommendations for improvements in this plan which are presented in Chapter 7.

5.2 PARKLAND AND RECREATION AREA NEEDS, STANDARDS, AND GUIDELINES

The parks and recreation area classifications were described in Chapter 3, followed by an overview of facilities in Paducah, and the classifications are generally consistent with the National Recreation and Park Association Guidelines with some modifications to match local circumstances. Level of Service Standards (acres per thousand population) for each park classification in Paducah were established following a thorough analysis of existing conditions and with consideration to public input. These goals were tailored specifically for Paducah and are intended to represent obtainable standards while still encouraging the city to make improvements to meet the needs of residents.

5.2.1 Citywide Level of Service Standards

Table 5.1, Level of Service Standards by Park Classification, provides a breakdown of the needs (or target acres) for each type of park in Paducah. This table includes only properties offered by the City of Paducah. These standards consider developed acres only because they represent the improved portions of parks and, therefore, provide a better basis of comparison of the availability of features.

Table 5.1: Level of Service Standards by for Developed Acreage Park Classification

Park Classification	Existing Developed Acres	Existing Developed Acres per 1000 Population	Target Acres per 1000 Population	2018 Developed Acres Target	2018 Surplus (+) Deficit (-)	2023 Developed Acres Target	2023 Surplus (+) Deficit (-)
Neighborhood	14.5	0.6	1	26.3	-11.8	24.9	-10.4
Community	35.8	1.5	2	52.6	-16.8	49.8	-14.0
Regional	102.7	3.9	4	105.2	-2.5	99.5	3.2
Special Use	230.3	8.8	8	210.5	19.8	210.5	19.8
Natural Areas/Open Space	23.7	0.9	1	26.3	-2.6	24.9	-1.2
Total	407.0	15.6	16.0	420.9	-13.9	409.5	-2.5

1. See Chapter 2 for population estimates

2. Does not include parks by others or school grounds

3. Mini Parks included with Neighborhood Park totals

This table identifies the current developed park acreage for Paducah and estimates the future needs based on population change through 2023. Paducah is expecting population decline through 2023 (see Chapter 2), so there are no increases based on population. The table identifies a current deficit of 13.9 acres of developed parkland in 2018. The numbers indicate only a modest need for additional developed parkland, because Paducah's recreation needs can largely be met through redevelopment of existing parkland. Additionally, some of the needs for Neighborhood and Community Parks can be met through upgrades to Special Use Parks that lead to the reclassification into one of those categories. For example, Midtown Golf Course and Brooks Stadium Park are currently classified as Special Use Parks, because they have specific uses; however, they have the potential to offer a larger variety of amenities.

5.2.2 Open Space Guidelines

Open space provides benefits to the environment and human health, including improvements to air and water quality, increased biodiversity, wildlife habitat protection, noise reduction, reduction of erosion, and protection of water resources,¹ although some of these benefits may be reduced in developed portions of parks.

In general, conservation is better accomplished through targeted acquisitions based on the resource rather than using acreage standards, as these resources must be preserved in the locations in which they are observed. Additionally, the amount of land required for preservation depends on the resource. However, acreage targets can be useful metrics to measure progress, and it is also important to provide a somewhat equitable distribution of parks and open space throughout the community because many of the benefits of land preservation, such as increased quality of life and property values, are more beneficial to those who live in closer proximity to those resources.

Method of Measurement

Two common metrics for measuring the level of service of open space are provided to serve as guidelines evaluating and measuring open space in Paducah: acres per population and percentage of total area. Table 5.2 identifies total acres of parks and open space, developed and undeveloped, in the City of Paducah,² showing inventory targets based on both 28 acres per 1000 population and 5.3% of the total acreage in the City of Paducah. The 5.3% of total areas target is equivalent to the benchmark median identified in Chapter 2, while the 28 acres per 1000 population target is a slight increase over the existing service level. This value was chosen because Paducah is currently well above the median but still has some needs for open space acquisition based on public input and the service area mapping provided later in this chapter (Sections 5.4 and 5.5).

Acres per Population

Using the target of 28 acres per 1,000 population, Paducah currently has an open space deficit of 96.4 acres, which will decrease to 56.4 by 2023. The target represents a long-term goal, likely requiring a longer timeframe

and is dependent on the availability of land. McCracken County Parks are shown for reference only. They are not included in the recommendations because the city has no control over them, and parks by others were not included in the benchmark comparisons.

Percentage of Total City Area

The percentage of total area metric is not tied to population and, therefore, can potentially represent a longer-term objective that can be updated over time. Paducah parks currently represent 4.9% of the land in the city, and parks by others provide another 0.6%. Paducah is just below the benchmark median (5.3%). As noted above, Table 5.2 includes targets for the city based on this 5.3% of total area goal. This target would require the acquisition of about 58.7 acres and, like the per population target, represents a feasible five- to ten-year goal.

Table 5.2: Open Space Guidelines

Open Space Category	Existing Acres	Existing Acres Per 1000	28 Acres per 1000 Population				Existing % Preserved	5.3% of Area	
			2018 Target Acres	2018 Surplus/ Deficit	2023 Target Acres	2023 Surplus/ Deficit		Target Acres	Surplus/ Deficit
City Parks	640.2	24.3	736.6	-96.4	696.6	-56.4	4.9%	698.9	-58.7
Other Parks	76.1	2.9	N/A	76.1	N/A	76.1	0.6%	N/A	76.1
Total	716.3	27.2	736.6	-20.3	696.6	19.7	5.4%	698.9	17.4

1. See Chapter 2 for population estimates
2. City Parks include those owned or operated by Parks and Recreation (see Chapter 3)
3. Other Parks include McCracken County Parks

5.3 FACILITIES NEEDS ANALYSIS AND LEVEL OF SERVICE STANDARDS

Like the recommendations for parkland described previously, level of service standards for individual park facilities are useful for determining the needed quantity of recreation facilities, now and in the future. These standards are the result of examination of benchmarking from Chapter 2 and the public input findings from Chapter 4 in conjunction with commonly used standards and guidelines. Table 5.3 details the facilities by type with the available supply compared to the supply needed to meet the targets identified in the table.

5.3.1 Facility Level of Service Rationale

The following text provides the basis for the per population targets for each of the facilities in Table 5.3. Each item describes how the per population target compares to the existing per population supply and indicates the justification for any changes. These targets utilize the benchmarking from Chapter 2, combined with the public input from Chapter 4.

Outdoor Recreation Areas

- Playgrounds – Set at slight increase due to demand and current distribution but below benchmark
- Picnic Pavilions/Shelters – Set at increase due to demand and current distribution
- Paved Trails (miles) – Set at increase due to demand and trends (trails currently at or below benchmarks)
- Unpaved Trails (miles) – Set at slight increase due to demand and trends
- Skate Parks – Set at current (1), similar to benchmark
- Outdoor Theaters – Set at current (2), no benchmark
- Dog Park – Set at 1, similar to benchmark

Outdoor Fields & Courts

- Youth Baseball – Set at current, above benchmark
- Youth Softball – Set at benchmark (increase) due to demand
- Adult Softball – Set at current, similar to benchmark

- Multipurpose Fields – Set at increase due to demand
- Basketball Courts – Set at current, similar to benchmark
- Tennis Courts – Set at current, slightly below benchmark but meeting demand

Indoor Areas

- Recreation Centers – Set at 1, below benchmark
- Gymnasiums – Set at increase above benchmark due to demand
- Fitness Center – Set at 1, similar to benchmark (none currently)
- Senior Centers – Set at current (1), similar to benchmark

Table 5.3: Facility Level of Service Standards

Facility	Per Population Target	Existing Per Population	Existing Total Supply	2018 Target	2018 Surplus (+) Deficit (-)	2023 Target	2023 Surplus (+) Deficit (-)
Outdoor Recreation Areas							
Playgrounds	2,500	3,288	8	10.5	-2.5	10.0	-2.0
Picnic Pavilions/Shelters	1,750	2,024	13	15.0	-2.0	14.2	-1.2
Paved Trails (miles)	3,500	5,481	4.8	7.5	-2.7	7.1	-2.3
Unpaved Trails (miles)	7,500	N/A	0.0	3.5	-3.5	3.3	-3.3
Skate Park	26,000	26,307	1	1.0	0.0	1.0	0.0
Outdoor Theaters	13,000	13,154	2	2.0	0.0	1.9	0.1
Dog Park	26,000	26,307	1	1.0	0.0	1.0	0.0
Outdoor Fields & Courts							
Youth Baseball Fields	3,750	3,758	7	7.0	0.0	6.6	0.4
Youth Softball Fields	6,000	13,154	2	4.4	-2.4	4.1	-2.1
Adult Softball Fields	9,000	8,769	3	2.9	0.1	2.8	0.2
Multipurpose Fields	6,000	13,154	2	4.4	-2.4	4.1	-2.1
Basketball Courts	4,500	4,783	5.5	5.8	-0.3	5.5	0.0
Tennis Courts	3,800	3,758	7	6.9	0.1	6.5	0.5
Indoor Areas							
Recreation Center	26,000	26,307	1	1.0	0.0	1.0	0.0
Gymnasiums	13,000	26,307	1	2.0	-1.0	1.9	-0.9
Fitness Center	26,000	N/A	0	1.0	-1.0	1.0	-1.0
Senior Centers	26,000	26,307	1	1.0	0.0	1.0	0.0

1. See Chapter 2 for population estimates and benchmarking

5.3.2 Facility Level of Service Standards

The values in Figure 5.3 indicate a potential need for various facilities. The largest current facility deficits (2018) are for playgrounds and athletic fields. The demand for additional trails was clear through the public input and the benchmarking affirms the somewhat lower level of service in Paducah, despite the presence of the Greenway Trail. The city also has a need for picnic shelters and a gymnasium. The needs for new facilities are modest in Paducah, but the city has a large number of facilities that need to be upgraded or replaced.

The values in Figure 5.3 indicate the number of additional facilities needed to meet the needs of the population of Paducah but do not indicate where new facilities should be located. The next sections (5.4 and 5.5) will help to identify gaps in service and, therefore, potential locations for new facilities.

5.4 GEOGRAPHIC DISTRIBUTION OF PARKS AND RECREATION AREAS

The spatial distribution of parks throughout Paducah is important because residents are more able and willing to access facilities that are close to their homes. Figure 5.1, Park Service Areas, shows existing parks with service areas for various park classifications. The methodology for this analysis (and the facility analysis in

Section 5.5) can be found in Appendix A. These service areas do not necessarily represent all users of the parks as some users are willing to travel greater distances than those indicated in the figures; however, the most frequent users likely live within the areas indicated and usage rates tend to decline sharply for residents that require greater travel times.

The dark green areas represent a 10-minute walk to a Neighborhood Park (or larger). Pink areas represent a 10-minute walk to any other park, including School Parks. Orange areas represent a 5-minute drive to a Community Park, and the yellow areas represent a 10-minute drive to a Regional Park. This map serves to indicate the gaps where neighborhoods are not served very well by parks.

A 10-minute walking distance represents about a half mile distance and is a commonly used range for measuring the walkability of an area as most residents can easily travel this distance without a car. The Trust for Public Land, NRPA, and the Urban Land Institute have joined forces to promote a 10-Minute Walk Campaign where cities make a promise to ensure that all residents have access to a park within a 10-minute walk of their home by 2050. Mayors throughout the country are invited to take the pledge, and Paducah Mayor Brandi Harless has done so.³ **Currently, just over 30% of the population currently lives within a 10-minute walk to a Paducah park, and 55% live within a 10-minute walk of any park (including schools and county parks).**

Much of the city is well served by Neighborhood Parks, but some portions of the city are located beyond the service areas. Portions of the city located outside of the 10-minute walk areas including the following:

- West, south of US 60 and east of I-24
- Southwest, south of US 62
- Southeast, south of Island Creek (Southside)

Paducah offers one Community Park, Stuart Nelson Park, and one Regional Park, Noble Park. These parks are distributed throughout the city providing access within a 5-minute drive for most residents of north and central Paducah. Lone Oak Park provides access for some residents in southwest Paducah. Nearly all residents of Paducah can reach Noble Park within a 10-minute drive.

5.5 GEOGRAPHIC DISTRIBUTION OF FACILITIES

The next portion of the needs analysis consists of a review of the geographic distribution of facilities provided by Paducah for use by residents. Service areas for these key facilities are indicated in Figures 5.2 through 5.9. These maps present areas of Paducah that are located within the service areas of these facilities.

Larger and more unique facilities are intended to serve larger populations, and residents are typically willing to travel greater distances for those amenities. In contrast, smaller, more common facilities serve smaller, more local populations, generally within walking distance. Although the ensuing discussion highlights portions of the city that are located outside of the service areas for each facility, a new facility is not necessarily recommended in these areas as this analysis is only a portion of the overall needs assessment.

5.5.1 Playgrounds

Figure 5.2 shows the service areas (10-minute walk) for playgrounds in Paducah. The city offers playgrounds at seven (7) different parks, shown with green service areas. Playgrounds are also available at four (4) elementary schools, which are shown in blue. The map indicates that these facilities are well distributed, although many areas are beyond a 10-minute walk. Much of the residential area in Paducah is in or near these service areas, but some notable parts of the city are located outside of these areas. The following locations are outside of the service areas for playgrounds:

- Western Paducah
- Downtown, near the riverfront
- Southside

5.5.2 Outdoor Basketball Courts

Service areas representing a 10-minute walk and a 5-minute drive to an outdoor basketball court are displayed in Figure 5.3. Paducah offers basketball courts in three (3) parks, including four (4) full courts at Noble Park. The map shows that the existing basketball courts are distributed throughout the City of Paducah, primarily in the north and east areas of the city. Large parts of the city are outside of these service areas, most notably portions of western Paducah.

5.5.3 Picnic Shelters

Picnic shelter service areas are depicted in Figure 5.4. The city has picnic shelters at six (6) parks, including large shelters at Noble Park. The locations are distributed throughout the central and eastern parts of the city, but no shelters are located in the western side of the city.

5.5.4 Diamond Fields

The service areas for ballfields (baseball and softball) in Paducah are presented in Figure 5.5. The figure shows a 5-minute drive area to these fields in orange. The 10-minute walk area, shown in green, also includes playfields with a backstop and fields at School Parks. The city offers 12 fields in total at Noble, Stuart Nelson, and Brooks Stadium Parks. These locations are in the north and central parts of the city. Playfields are available in the eastern part of the city at Coleman and Kolb Parks. No fields are located in the western portion of the city.

5.5.5 Multipurpose (Rectangular) Fields

Figure 5.6 displays the service areas for multipurpose rectangular fields in Paducah. Most of these fields are located at McCracken County Soccer Fields and are not operated by the City of Paducah. The city offers only two fields at Brooks Stadium Park, and they are primarily used by school teams. Much of the city is more than a 5-minute drive from these fields (orange), but most of the city is within a 10-minute drive (yellow).

5.5.6 Tennis Courts

Paducah has seven (7) tennis courts (5 regulation and 2 junior courts) at Noble Park. Figure 5.7 shows the service areas to this location in the north-central part of Paducah. This central location provides access within a 5-minute drive to many residents but leaves most of the eastern part of the city more than a 5-minute drive from a tennis court. Tennis courts are also available at Lone Oak Park near Paducah, but few residents live within a 5-minute drive of this park.

5.5.7 Aquatic Facilities

Figure 5.8 shows 5- and 10-minute drivetimes to Noble Park Pool and a 10-minute walk to a sprayground. Residents of the central portion of the city live within a 5-minute drive area (orange) of this facility, and nearly all live within a 10-minute drive (yellow) of the pool. Spraygrounds are offered at Coleman and Brockenborough Rotary Health Park to the east and south of Noble Park.

5.5.8 Trails

Figure 5.9 shows trail service areas in Paducah. The green areas indicate a 10-minute walking distance to a trail in Paducah, and the orange areas indicate a 5-minute drive to a Greenway Trail access. A 5-minute drive is typically similar in distance to a 10-minute bike ride, so most residents are within a biking distance of a trail. Only residents of the northern half of Paducah are within the service areas of trails, as the Greenway Trail runs along the northern edge of the city and few Paducah Parks offer trails.

Figure 5.1: Park Service Areas

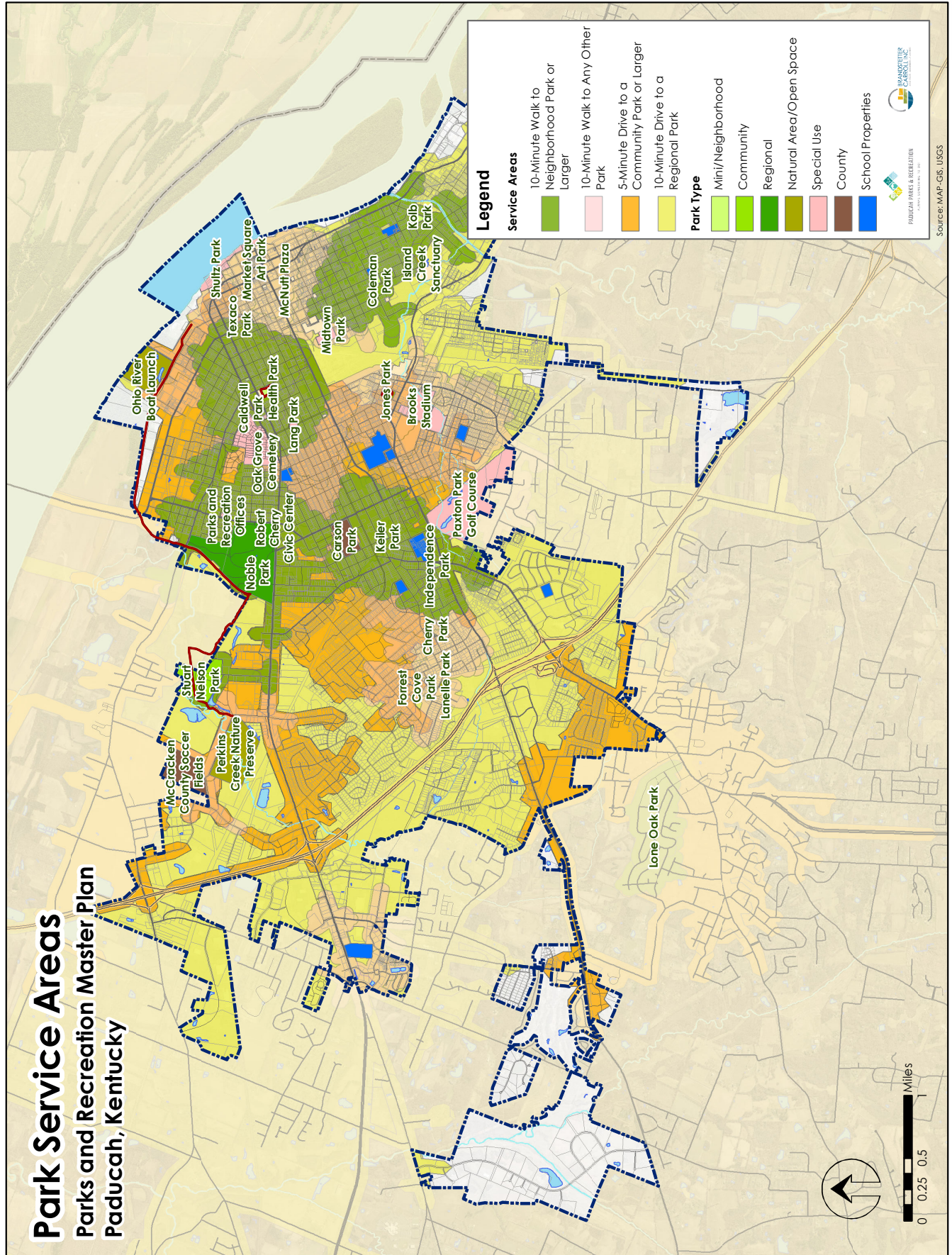


Figure 5.2: Playground Service Areas

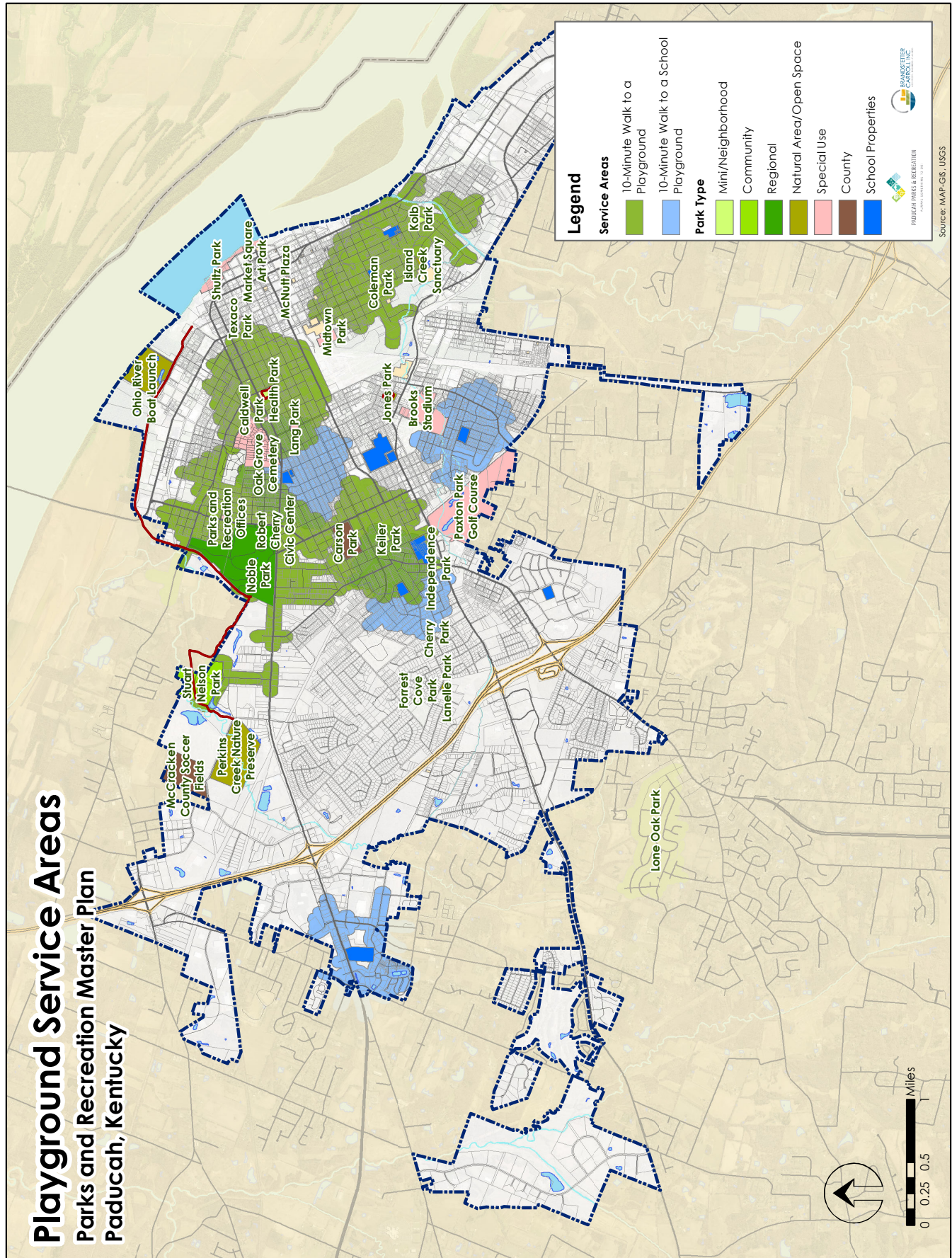


Figure 5.3: Outdoor Basketball Court Service Areas

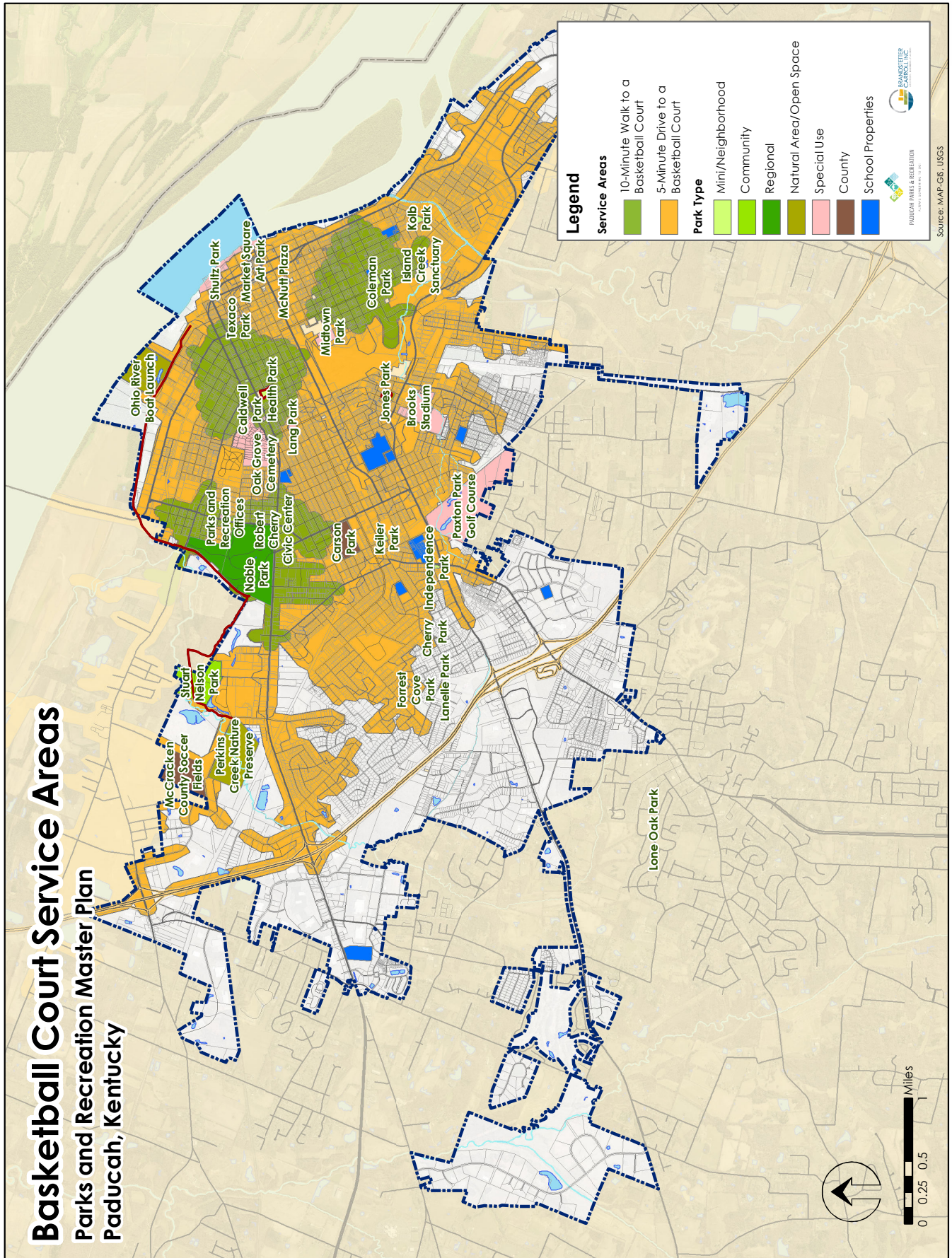


Figure 5.4: Picnic Shelter Service Areas

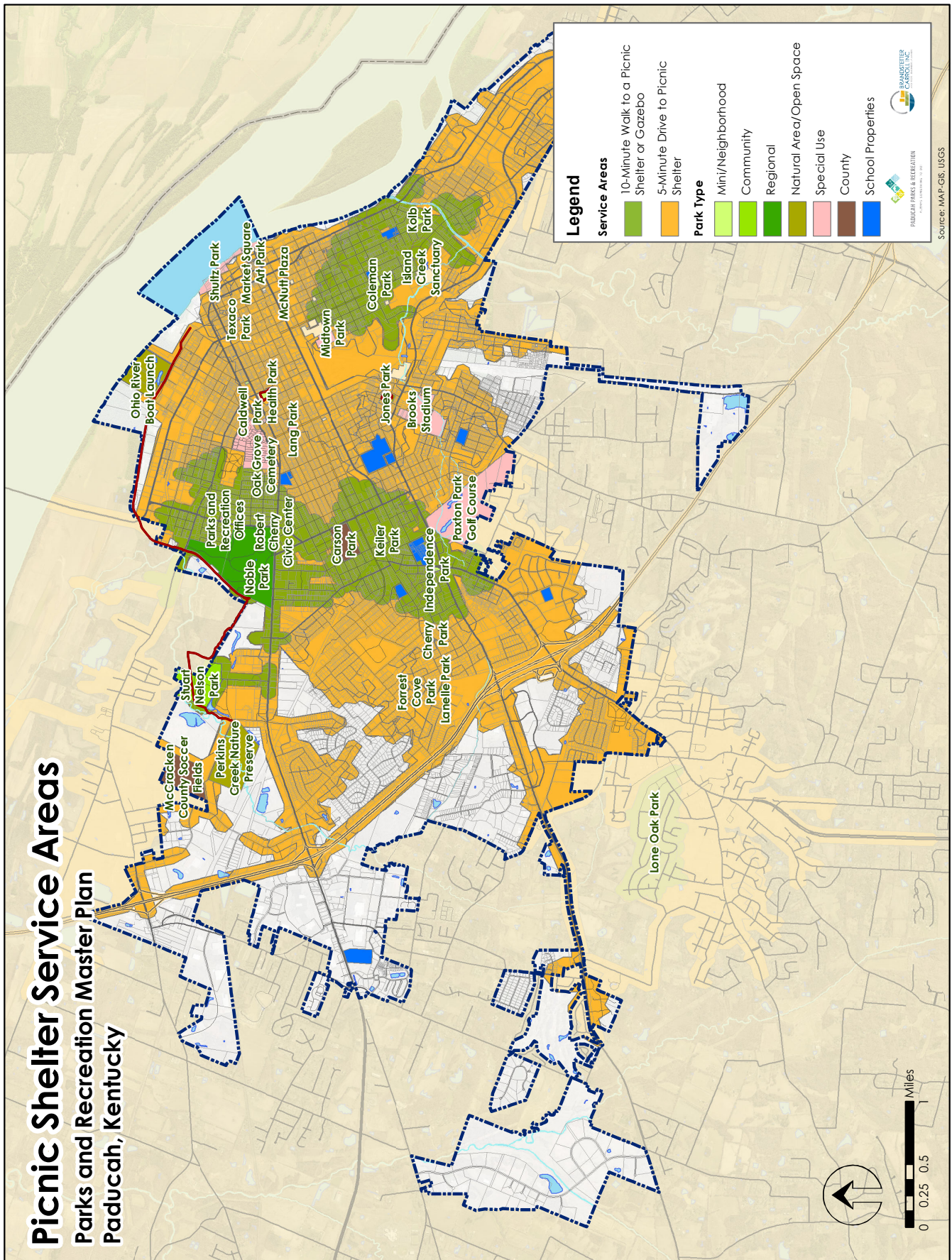


Figure 5.6: Multipurpose Rectangular Field Service Areas

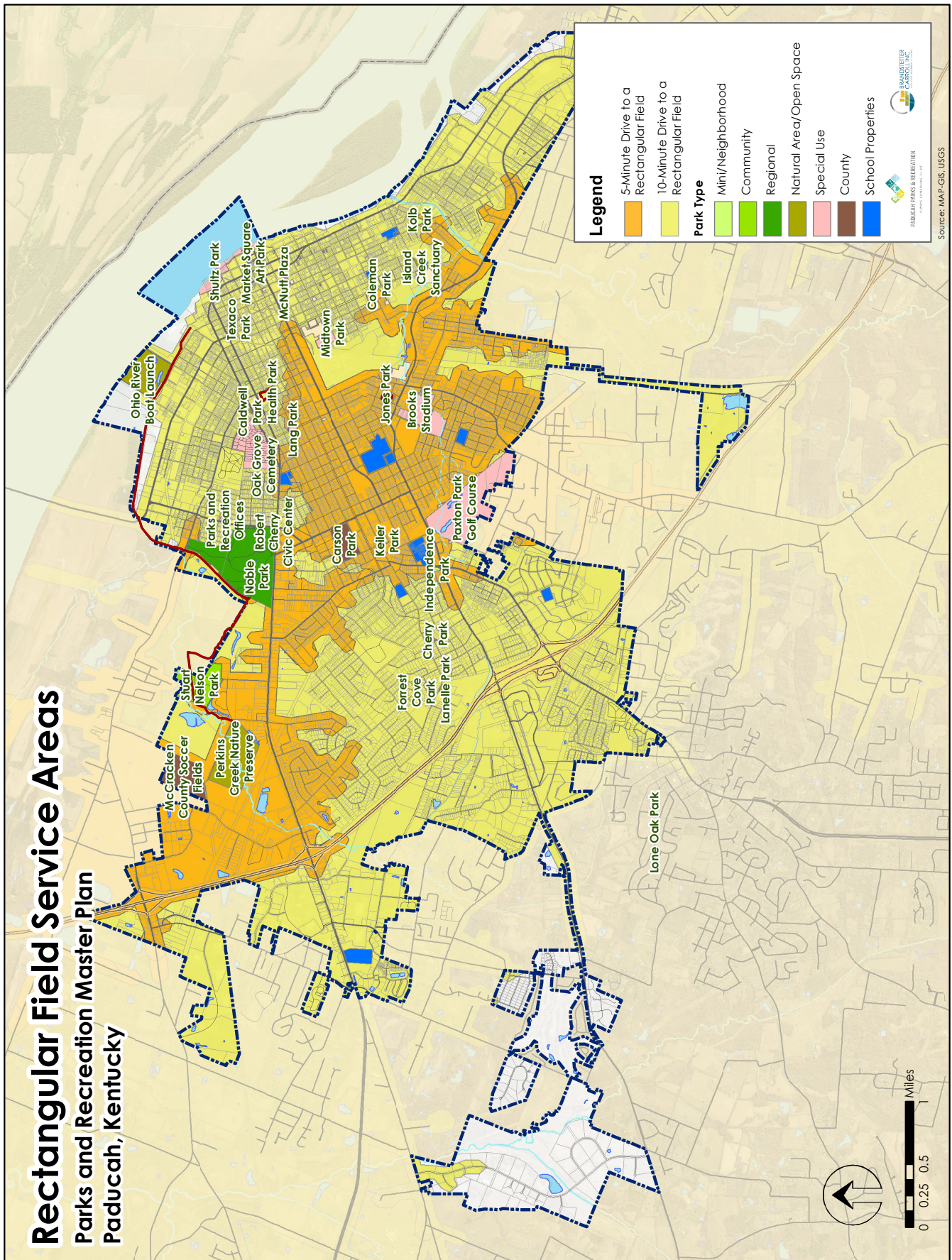


Figure 5.7: Tennis Court Service Areas

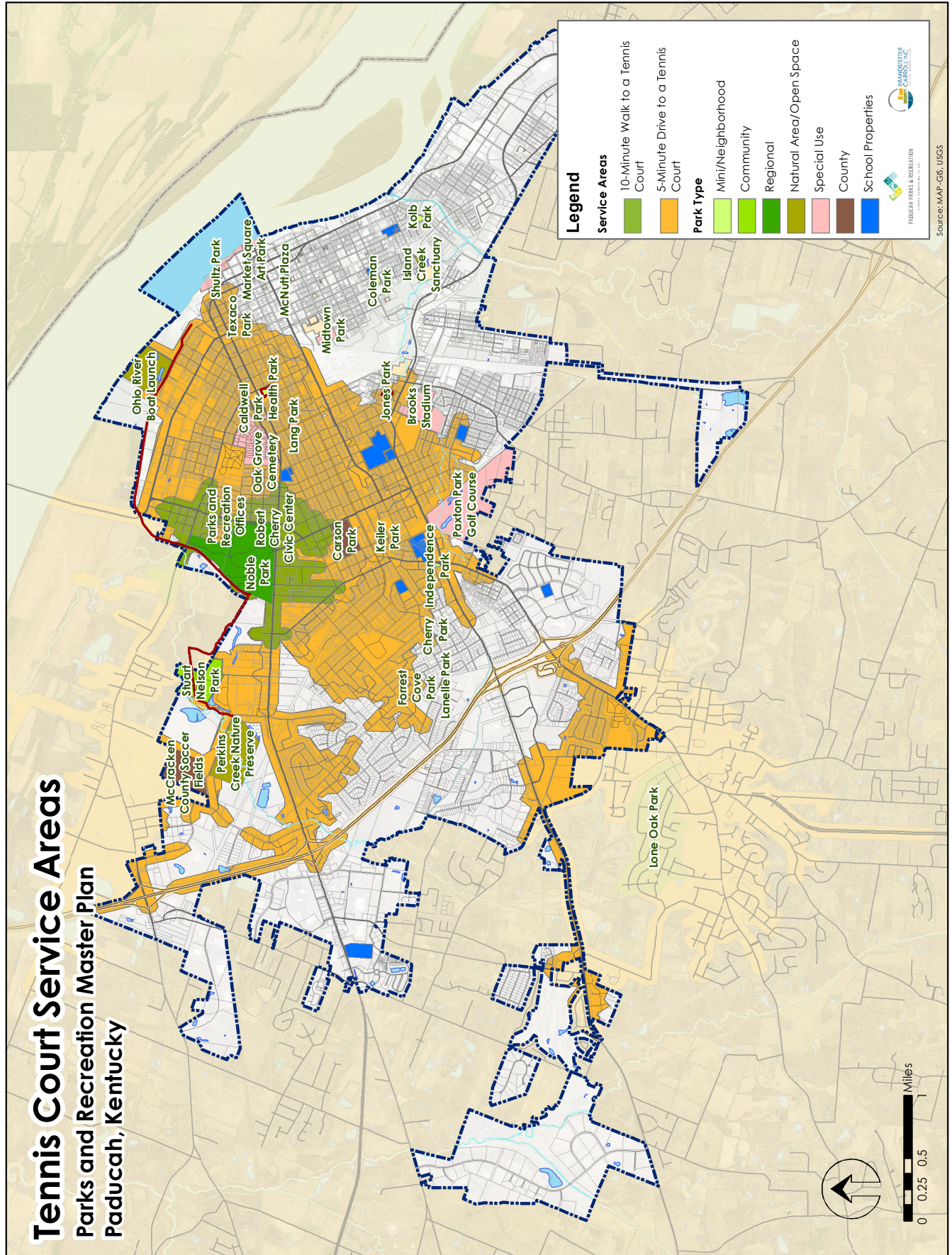
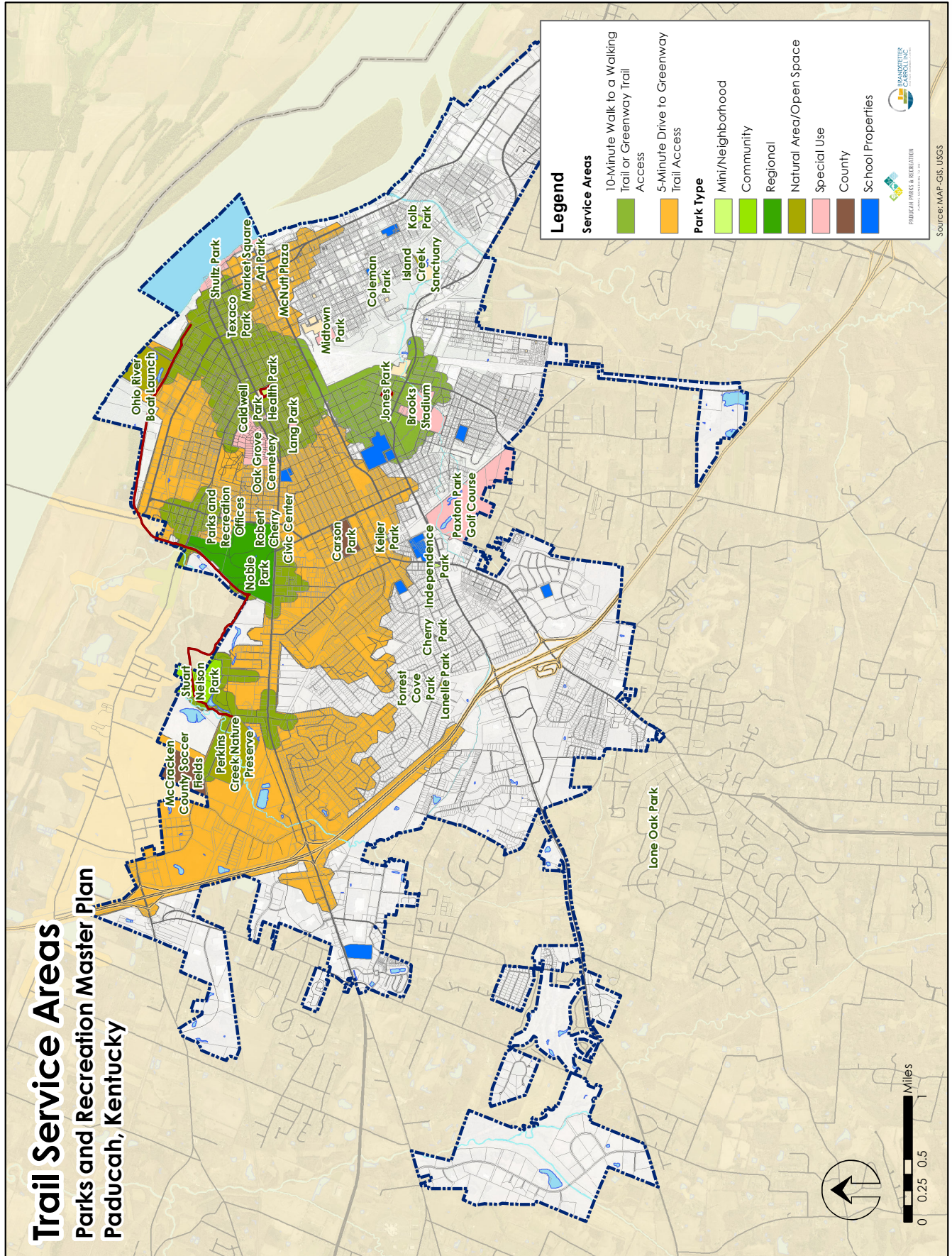


Figure 5.9: Trail Service Areas



5.6 COMPOSITE GEOGRAPHIC PARK SERVICE AREAS

While the preceding text describes the level of access to parks by classification and an assortment of recreation facilities in Paducah, a composite analysis provides a better idea of the overall level of service by location throughout the city. Service areas for four (4) park classifications and eighteen (18) facilities were assigned scores based on distance from the amenity (e.g., 5-minute drive vs. 10-minute walk), and GIS software (ArcGIS) was used to produce an overlay map with a combined score for all areas of the City of Paducah. Figure 5.10 shows the composite service areas for the city based on the level of access to parks and recreation facilities (compared to other parts of the city). A more detailed description of the methodology can be found in Appendix A.

In the figure, dark shades of blue indicate a high level of service for parks and facilities at that location within Paducah. Red areas have the lowest level of service to parks and facilities. For example, a resident living within one of the dark blue areas would likely be within walking distance of a park and many of the other facilities described in the previous section.

According to this figure, residents near Noble Park or other parks near central Paducah have the highest level of service (High or Medium-High). Much of the western part of the city has “Medium-Low” or “Low” service levels. The percentage of the population living within each of the composite service areas along with the percentage of land area covered can be seen in Table 5.4. Nearly a third of residents live in the “High” areas, and 60% live in the highest two categories. Under 20% live in the lowest two categories combined.

The area measurements show a much higher percentage of the city is located within the lower service areas (40% in “Low” or “Medium-Low” areas), indicating that the parks tend to be located near residential areas. Overall, these numbers indicate that Paducah provides a moderately high level of service regarding the location of facilities. Some of the areas with lower levels of service could be improved with additional features at existing parks, but some would require new parks, most notably in the southwestern portion of the city.

Table 5.4: Population by Composite Service Area

Service Level (Rank)	Proportion at Composite Service Level			
	Population	Cumulative Population	Area	Cumulative Area
High (80%-100%)	32%	32%	19%	19%
Medium-High (60%-80%)	28%	60%	20%	39%
Medium (40%-60%)	21%	81%	20%	59%
Medium-Low (20%-40%)	14%	95%	21%	79%
Low (0%-20%)	5%	100%	21%	100%

5.7 TRENDS IN PARKS AND RECREATION

The following text provides an analysis of trends in outdoor recreation, including both activities and the associated facilities. The analysis begins with a description of usage rates of various outdoor activities. This discussion is followed by an examination of program and facility trends in parks and recreation related to outdoor recreation.

5.7.1 Trends in Recreation Participation

The Sport and Fitness Industry Association (SFIA) conducts an annual survey of individuals and households throughout the United States to determine participation in a variety of sports and fitness activities. The 2017 sample consisted of 24,134 online interviews (11,453 individuals and 12,681 households) and is intended to serve as representation of US population ages 6 and older. The following discussion uses data from the SFIA report.

Figure 5.10: Composite Park Service Areas

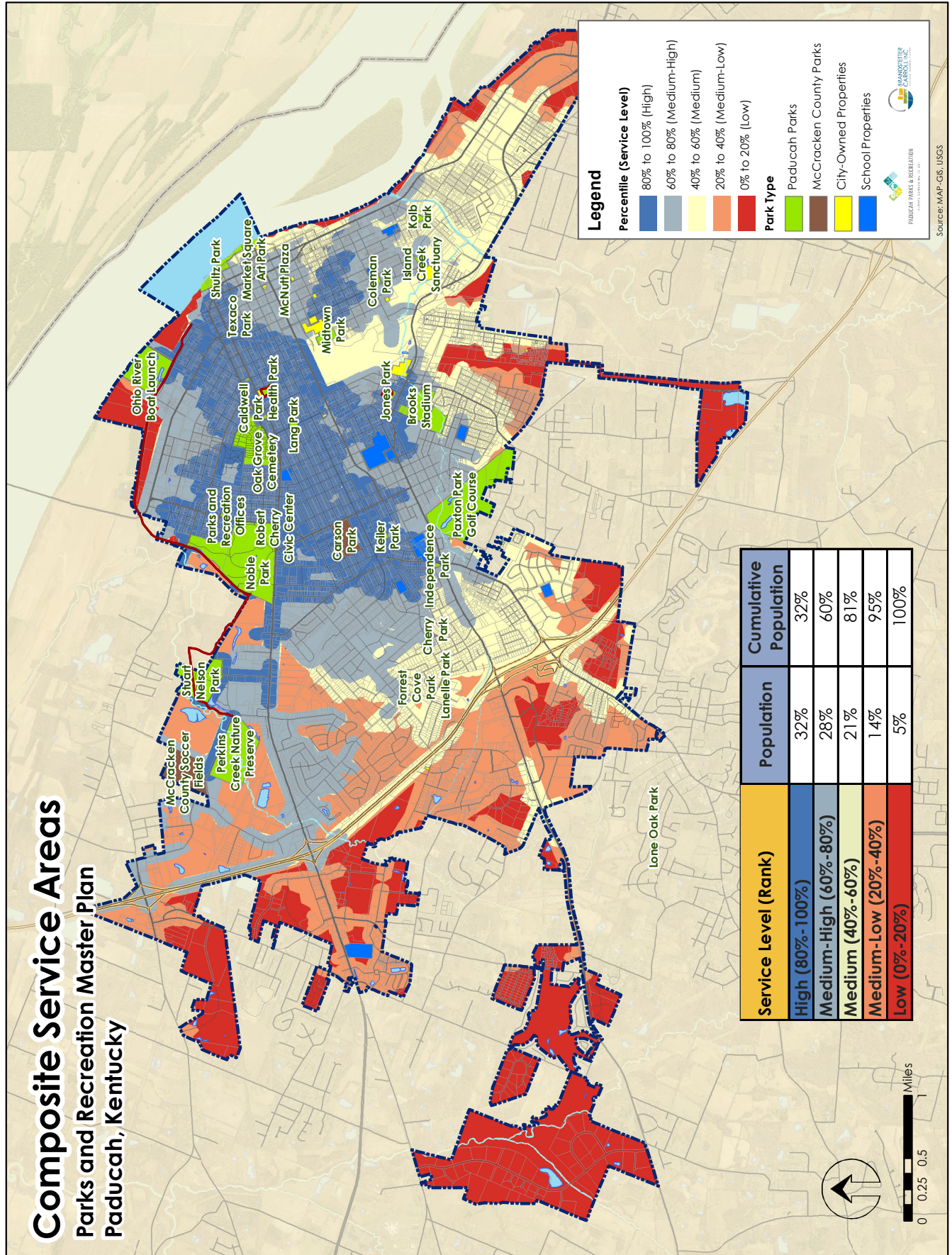


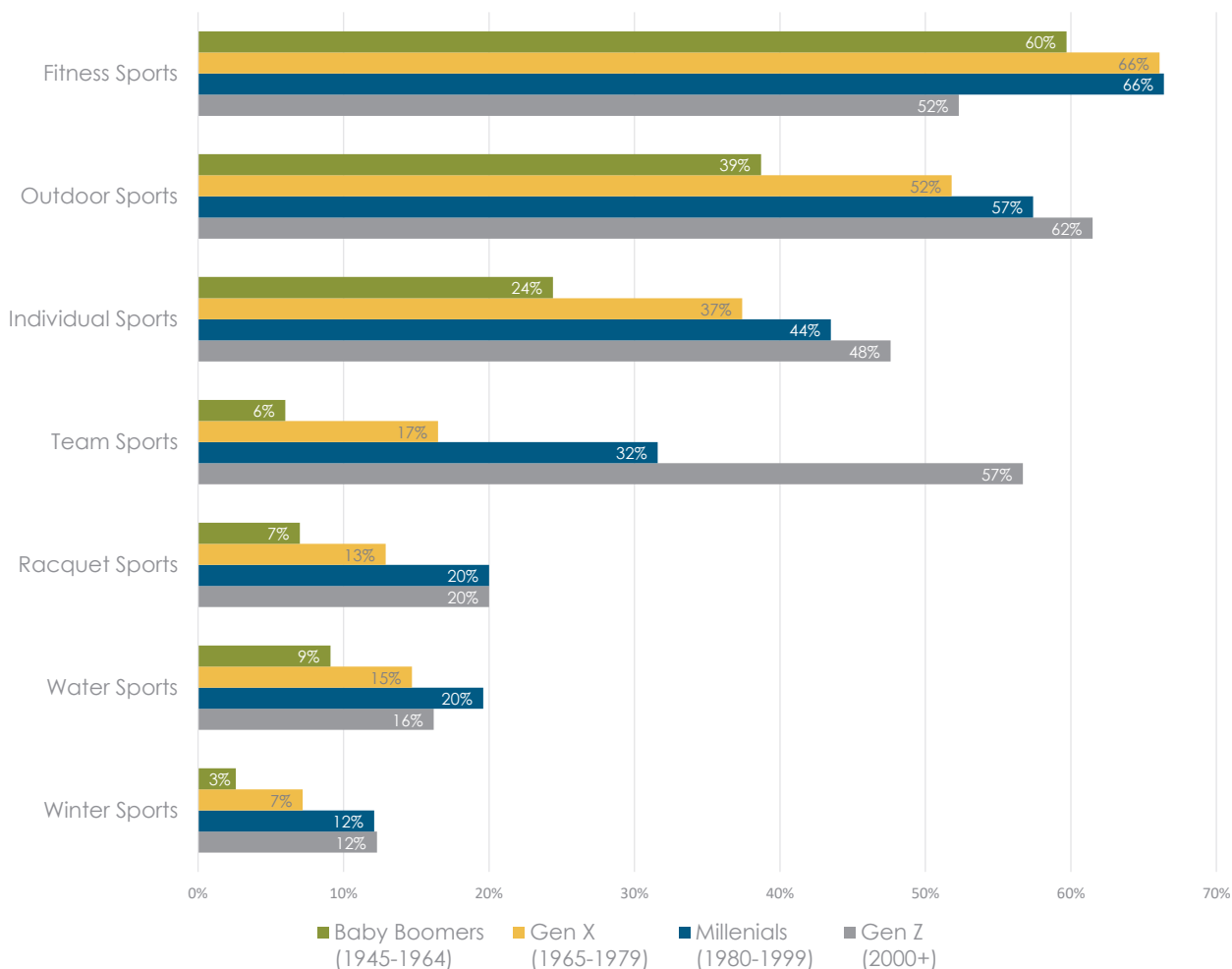
Figure 5.11 shows the difference in participation rates between generations for seven types of sports. The youngest generation (Gen Z) had the highest participation rates for Individual Sports, Team Sports, and Outdoor Sports. Participation rates dropped for these three types of sports with each older generation. The youngest generation had the lowest participation in Fitness Sports, while the other three generational groups had the highest participation for this type of sport. The remaining three types of sports (Racquet, Winter, and Water Sports) have similar trends with Millennials and Gen Z representing the highest levels of participation.

The high demand for fitness sports programs in the City of Paducah is consistent with these findings (see Chapter 4). With high percentages of residents in the older two generations, this type of program is likely to increase in demand into the future. Despite decreasing in popularity with age, outdoor sports are still popular with all age groups. Team sports are far more popular with the youngest generation. The availability of these facilities and programs will be an important consideration for families with children when choosing to live in Paducah.

Table 5.5 displays the 5-year participation rates for 44 different sports and fitness activities. This table also shows the 5-year annual growth rate and highlights activities with significant growth or decline in participation rates. The fastest growing sports are highlighted in blue with Stand Up Paddling, Adventure Racing, Rugby, and Bicycling (BMX) showing the fastest rate of growth over the last five years.

Walking for Fitness, Free Weights (Hand Weights), Running/Jogging, Hiking (Day), and Bicycling (Road/Paved Surface), and Fishing (Freshwater) have the largest number of participants. Walking for fitness has the greatest number of participants by a large margin at well over 100 million participants nationally, and Hiking (Day) is growing at nearly 5% annually despite the high level of participation (over 40 million). With four of the top five activities using trails, it is no surprise these facilities are in such high demand.

Figure 5.11: Participation Rates by Generation



Residents of Paducah have similarly expressed a strong interest in trail-based activities, leading to a need for more of these facilities. Also, the city could accommodate the fast-growing field sports, lacrosse and rugby, by ensuring that new multipurpose rectangular fields can accommodate the sport. Investment in trails and related programs in Paducah would help meet the needs for trail running, hiking, and walking for fitness. Additional fitness and aerobic activities could potentially be met at a new recreation center. Pickleball, another fast-growing sport, could be added to existing tennis courts or at another location.

Table 5.5: Nationwide Five-Year History of Selected Sports Participation (2011-2016)

Sport/Fitness Activity	Category	Participants (In Thousands)						5-Year Average Annual Growth
		2011	2012	2013	2014	2015	2016	
Adventure Racing	Individual Sports	1,202	1,618	2,095	2,368	2,864	2,999	20.6%
Aquatic Exercise	Aerobic Activities	9,042	9,177	8,483	9,122	8,226	10,575	3.4%
Archery	Individual Sports	6,471	7,173	7,647	8,435	8,378	7,903	4.3%
Baseball	Team Sports	13,561	12,976	13,284	13,152	13,711	14,760	1.8%
Basketball	Team Sports	24,790	23,708	23,669	23,067	23,410	22,343	-2.0%
Bicycling (BMX)	Outdoor Activities	1,958	1,861	2,168	2,350	2,690	3,104	10.0%
Bicycling (Mountain/Non Bicycling)	Outdoor Activities	6,989	7,265	8,542	8,044	8,316	8,615	4.5%
Bicycling (Road/Paved Surface)	Outdoor Activities	39,834	39,790	40,888	39,725	38,280	38,365	-0.7%
Birdwatching (>¼ Mile from Home)	Outdoor Activities	13,067	13,535	14,152	13,179	13,093	11,589	-2.2%
Elliptical Motion Trainer	Aerobic Activities	29,734	28,560	30,410	31,826	32,321	32,218	1.7%
Fishing (Freshwater)	Outdoor Activities	38,864	39,002	37,796	37,821	37,682	38,121	-0.4%
Football (Tackle)	Team Sports	6,448	6,220	6,165	5,978	6,222	5,481	-3.1%
Free Weights (Hand Weights)	Strength	N/A	N/A	58,267	56,124	54,716	51,513	4.0%*
Gymnastics	Team Sports	4,824	5,115	4,972	4,621	4,679	5,381	2.5%
High Impact/Intensity & Training	Aerobic Activities	15,755	16,178	17,323	19,746	20,464	21,390	6.4%
Hiking (Day)	Outdoor Activities	33,494	34,519	34,378	36,222	37,232	42,128	4.8%
Ice Hockey	Team Sports	2,131	2,363	2,393	2,421	2,546	2,697	4.9%
Ice Skating	Individual Sports	11,626	11,214	10,679	10,649	10,485	10,315	-2.4%
Kayaking (Recreational)	Water Sports	7,347	8,187	8,716	8,855	9,499	10,017	6.4%
Lacrosse	Team Sports	1,501	1,607	1,813	2,011	2,094	2,090	7.0%
Kayaking (White Water)	Water Sports	1,694	1,878	2,146	2,351	2,518	2,552	8.6%
Martial Arts	Individual Sports	5,037	5,075	5,314	5,364	5,507	5,745	2.7%
Mixed Martial Arts for Fitness	Individual Sports	1,697	1,977	2,255	2,455	2,612	2,446	7.9%
Pickleball	Racquet Sports	N/A	N/A	N/A	2,462	2,506	2,815	7.1%*
Pilates Training	Conditioning	8,507	8,519	8,069	8,504	8,594	8,893	1.0%
Rugby	Team Sports	850	887	1,183	1,276	1,349	1,550	13.3%
Running/Jogging	Aerobic Activities	50,061	51,450	54,188	51,127	48,496	47,384	-1.0%
Scuba Diving	Water Sports	2,866	2,781	3,174	3,145	3,274	3,111	1.9%
Skateboarding	Individual Sports	6,318	6,227	6,350	6,582	6,436	6,442	0.4%
Soccer (Outdoor)	Team Sports	13,667	12,944	12,726	12,592	12,646	11,932	-2.6%
Softball (Fast Pitch)	Team Sports	2,400	2,624	2,498	2,424	2,460	2,467	0.7%
Softball (Slow-Pitch)	Team Sports	7,809	7,411	6,868	7,077	7,114	7,690	-0.2%
Stand Up Paddling	Water Sports	1,146	1,392	1,993	2,751	3,020	3,220	23.8%
Stationary Cycling	Aerobic Activities	36,341	35,987	35,293	35,693	35,553	36,188	-0.1%
Swimming for Fitness	Aerobic Activities	21,517	23,216	26,354	25,304	26,319	26,601	4.5%
Swimming on a Team	Team Sports	2,363	2,502	2,638	2,710	2,892	3,369	7.4%
Table Tennis	Racquet Sports	18,561	16,823	17,079	16,385	16,565	16,568	-2.2%
Tai Chi	Conditioning	2,975	3,203	3,469	3,446	3,651	3,706	4.6%
Tennis	Racquet Sports	17,772	17,020	17,678	17,904	17,963	18,079	0.4%
Trail Running	Individual Sports	5,373	5,806	6,792	7,531	8,139	8,582	9.9%
Triathlon (Traditional/Road)	Individual Sports	1,686	1,789	2,262	2,203	2,498	2,374	7.7%
Ultimate Frisbee	Team Sports	4,868	5,131	5,077	4,530	4,409	3,673	-5.2%
Volleyball (Beach/Sand)	Team Sports	4,451	4,505	4,769	4,651	4,785	5,489	4.4%
Volleyball (Court)	Team Sports	6,662	6,384	6,433	6,304	6,423	6,216	-1.3%
Walking for Fitness	Aerobic Activities	112,715	114,029	117,351	112,583	109,829	107,895	-0.8%
Weight/Resistance Machines	Strength	39,548	38,999	36,267	35,841	35,310	35,768	-2.0%
Yoga	Conditioning	22,107	23,253	24,310	25,262	25,289	26,268	3.5%

*Based on reduced time period. SFIA has not yet collected five years of participation for Pickleball or Free Weights.

Legend

	>5% Increase
	2-5% Increase
	Minimal Change
	1-3% Decrease
	>3% Decrease

5.7.2 The Aging Population

Throughout the United States and in Paducah, the median age of the population is increasing (currently 43 in Paducah and 38 in the USA). The number of persons in the age group 65 and over is growing rapidly. Census data indicates that the percentage of the Paducah population age 65 and older was 18% in 2010 but is expected to increase to reach 24% by 2023 (see Chapter 2).

The relative health of these individuals is better than ever before and the activities they desire are more active than in the past. Senior citizens centers offering card games and other sedentary activities have become less desirable to these residents who have indicated desires for more active fitness programs which could include hiking and biking programs as well as other nature programs.

This aging of the population encourages parks and recreation agencies to invest more in activities, programs, and facilities for the older population, increasing demand for walking trails, fishing areas, community gardens, and cultural and nature education programs which are in demand for multiple age groups.

This data points clearly to the growing need to provide quality facilities and programs for this growing population in Paducah. The surveys and other forms of public engagement (see Chapter 4) indicate support from the community for providing additional programs and facilities for residents age 50 and older.

5.7.3 Demand for Universal Access

Many park systems are developing unique facilities that are designed to go well beyond the minimum requirement for the Americans with Disabilities Act. By creating an environment that is totally accessible to persons of all ages and abilities, park system administrators are setting the best example for other organizations to follow.

Textured edging on trails can help to make the facilities more accessible to the visually impaired. Fragrant plants and sensory gardens and interactive displays that allow a hands-on approach to education have also been developed to promote a better experience for special populations. Universal access should extend to interpretive facilities, buildings, and all programs and facilities offered by the community. Providing barrier-free parks can and should be part of the process for any park improvement.

5.7.4 Fitness and Wellness Activities

A strong emphasis has been placed at the state and the federal levels to improve the fitness of individuals throughout the United States, and local parks and recreation departments are often building upon this message. These departments are in a good position to make an impact on the overall fitness of the community through programs, promotions, and facilities that are available to nearby residents.

Fitness facilities do not need to be confined to indoor spaces as modern equipment can now be provided in outdoor environments that are like those seen typically in fitness centers. Such facilities can serve as an alternative to the old fitness and par-course trails. Several of the city's parks could be potential locations for these activities. Additionally, many communities partner with health providers to offer fitness facilities and programs. The health benefits that can be provided by parks extend to mental health benefits as studies indicate that a connection to nature can relieve stress, improve interpersonal relationships, and improves mental health.⁴

5.7.5 Technology

The use of technology is becoming increasingly common in parks and recreation. Many park users desire to remain connected while visiting parks and desire instant access to information about facilities and programs at those parks. They also desire mobile registration for the events and programs they discover. Apps like Pokemon GO can be utilized to encourage young people to experience the outdoors. Technology provides a tool to enhance park experiences and may be necessary to keep today's youth engaged.

The use of technology in parks has many advantages. Many users desire Wi-Fi to stay connected to social media or other online activities. Charging benches can be used to keep those devices powered-up. Park apps can inform visitors of opportunities at the park or other parks in the system. A park app in Los Angeles allows visitors to report areas in need of maintenance or cleaning.

This technology can also provide data about park usage. For example, Wi-Fi connections can record the number of connections or searches for hotspots, providing visitation trends.⁵ Beacon counters can detect cellphone signals to help determine the number of users in an area.⁶ This data can also be used to compare park activity at different times or after new features are added. Sensors along paths can distinguish between walkers, runners, and cyclists and provide counts of usage.

Paducah has begun to take advantage of social media for marketing and promotion, but it has many more untapped applications. When visitors share their park experiences on social media, they assist with park promotion and encourage future use. Some parks have used social media as “crowd-sourced, data-gathering tools” to monitor wildlife or vegetation, including invasive species.⁵

5.7.6 Geocaching

Geocaching is a technology-based activity that has been growing in popularity since 2000 when GPS technology improved significantly. Participants travel to local parks and open spaces to hunt for objects previously hidden by others armed with only a set of coordinates and a digital GPS device, usually a smart phone. Once found, geocachers often take the item and replace it with another so another participant can use the same geocache in the future. The games can have varying levels of complexity where one cache leads to another or a puzzle must be completed.⁷ Geocaches are likely already present in Paducah parks, but opportunities exist for the department to promote and encourage this activity by creating caches or organizing events.



5.7.7 Environmental Education

The success of environmental education centers throughout the country, combined with a strong desire for nature education demonstrated through the public input, including the public meetings, indicates a need for expanded environmental education opportunities. Potential subjects include natural processes, resource management, and nature education activities.

Environmental education cultivates understanding of the benefits of natural habitats and open spaces (including those in Paducah). Many park departments take an outreach approach by providing environmental curriculum to schools in the form of nature center classes and activities. This tactic provides a method for promoting more use and appreciation of parks. These programs also provide an opportunity for larger park systems and universities to work closely with local parks and recreation departments to provide a level of programming that the municipalities could not perform on their own.



Paducah could offer these programs at several parks as the city has several high-quality natural areas. Noble Park and Perkins Creek Nature Preserve provide the best opportunities for nature education programs and

⁷ National Recreation and Park Association, “How to Leverage Geocaching to Promote Park and Recreation Events,” <https://www.nrpa.org/parks-recreation-magazine/2017/october/how-to-leverage-geocaching-to-promote-park-and-recreation-events/>. (October 5, 2017)

activities. Lanelle Park and Island Creek Sanctuary also have potential for nature programs, such as guided hikes and plant identification programs. Partnerships with the Paducah Public Schools could also utilize these parks for youth programming.

Nature education provides opportunities to engage all ages and abilities. These activities also provide great opportunities for intergenerational programming. Programs can be formatted as guided hikes, camps, community events, field trips, or classes and cover topic such as habitat restoration, wildlife identification (see bird watching below), invasive species removal, and more.

5.7.8 Birdwatching (or Birding)

According to the U.S. Fish and Wildlife Service nearly 50 million Americans participate in birdwatching (as of 2011) or about 20 percent of the population. The most common form of birding is watching birds near one's home; however, 38 percent of birders, or 18 million people, participate in birding away from the home. Participants in birdwatching tend to be older and more highly educated than the general population.

The U.S. Fish and Wildlife Service report also includes an analysis of the economic impact of birdwatching activities. Birdwatchers direct substantial amounts of dollars into the economy because of trip-related (\$15 million) and equipment expenditures (\$26 million). The report finds that the birding industry, including indirect effects resulting from the multiplier effect, generates over \$100 billion annually throughout the United States and supports 666,000 jobs. These expenditures lead to an additional \$6 million in state tax revenues and \$7 million in federal tax revenues.⁸



Paducah residents likely already use many the parks for birdwatching; however, formal programs could help residents identify bird species and increase interest in natural areas in Paducah.

5.7.9 Environmental Best Management Practices (BMPs)

Many communities utilize parks as examples of best management practices (BMPs) to serve as models for minimizing environmental impacts and maximizing the sustainability of both park sites and operations. Parks and recreation departments are in great positions to lead in the implementation of these practices because they are typically among the largest landowners (if not the largest) in their jurisdictions. To assist in the implementation of these practices, some park departments establish manuals detailing the BMPs which are generally divided into categories.⁹ Some potential categories include (with examples):

- Site Selection (which properties to acquire and protect)
- Design (strategies for management of stormwater, water quality, riparian/wetland buffers; use of vegetation; choice of building materials)
- Construction (controlling of pollutants, soil restoration, recycling of construction materials)
- Operation and Maintenance (practices for water conservation, use of organics, weed control, composting, energy use, etc.)
- Programs and Special Events (consider carrying capacity of facility, provide recycling receptacles)

⁸ Birding in the United States: A Demographic and Economic Analysis, Addendum to the 2011 National Survey of Fishing, Hunting, and Wildlife-Associated Recreation. U.S. Fish and Wildlife Service. 2013.

5.7.10 Trails and Interconnectivity

The demand for increased availability of trails and trail linkages between parks and open spaces (and other popular destinations) has been growing in most communities, including Paducah. A high level of demand for these facilities is identified in nearly every community where surveys have been conducted. Even communities with extensive trail systems have a strong desire to continually connect and link the trails to neighborhoods, schools, shopping areas, and other community attractions.

Communities with extensive, connected trail systems are very livable communities where residents report a high quality of life. The need for trails for both recreational use and for transportation was conveyed clearly through the public input process. Trails ranked second for improvements at existing parks and were the top priority for investment according to the statistically valid Mail Survey.



5.7.11 Nature Play Areas

Many parks and recreation agencies are placing increased emphasis on the availability of nature play areas and programming for children. The Natural Learning Initiative (NLI) and the National Wildlife Federation (NWF) recently released a document titled *Nature Play & Learning Places*, which provides a series of national guidelines for the creation of places for children to interact with nature. The guidelines are intended to help communities develop opportunities for children to learn about the natural environment and to promote physical activity. Additionally, the guidelines indicate that these areas should be characterized by natural materials, including plants, stones, water, fallen trees, and other natural elements that allow children to interact with the natural environment. The document defines a nature play or learning place as:



Natural Play Structure (Silver Falls State Park – Oregon)

“A designated, managed area in an existing or modified outdoor environment where children of all ages and abilities play and learn by engaging with and manipulating diverse natural elements, materials, organisms, and habitats, through sensory, fine motor and gross motor experiences.”¹⁰

Some potential nature play area features are described in the text below.

Natural Play Structures

Permanent play structures can be constructed from natural materials such as logs and rocks. The guidelines encourage the engagement of local children for ideas and the use of indigenous materials in the design.

Multipurpose Lawns

Multipurpose lawns, depending on size, can support a wide variety of activities and events. These lawns can be utilized for programmed and unprogrammed play for both large and small groups.

Meadows and Woodlands

Meadows, or fields of non-woody plants, can be utilized to provide ecosystems that children can explore and observe wildlife, most notably insects. These fields can also provide opportunities for children to see a variety of plants and learn about the diversity of these ecosystems, particularly compared to a carefully managed lawn.

Woodlands also offer diverse ecosystems of plants and wildlife and can provide a multitude of educational and play opportunities. Additionally, woodlands can be utilized for learning about seasonal plant cycles.

Vegetable Gardens

Vegetable gardens allow children to participate in the growth of vegetables and can provide opportunities for them to eat fresh vegetables. The children can learn more about the source of the food that they eat.

Aquatics

Existing natural streams, ponds, wetlands, and marshes provide educational opportunities, and these features can be constructed if not already available at a park. Aquatic features can provide children with multi-sensory experiences and the opportunity to interact with aquatic wildlife.

Gathering and Performance Structures

Gathering structures provide places for users to gather for social interaction and for programming opportunities and can be in the form of decks, patios, or gazebos. Performance structures include features such as stages, campfire circles, and small amphitheatres which can be utilized to encourage teamwork and group presentations.¹¹

Opportunities in Paducah

Paducah does not currently offer any of these features, but several existing parks represent excellent locations to add some of these amenities in Paducah. Lanelle Park, the Peck Addition at Noble Park, and Perkins Creek Nature Preserve represent great opportunities to incorporate these features if playgrounds are developed due to the more passive nature of the properties. Playgrounds could also incorporate natural play features, including climbing structures, when replaced to provide more diversity of play options.

5.7.12 Mountain Bike and BMX Facilities

Off-road bicycling activities are growing in popularity, although they still represent a relatively small percentage of all bicycling activities. Modern mountain biking originated in the 1970s in California with a group of enthusiasts who modified existing bikes for off-road use. These cyclists organized first downhill races which they called “Repack.” This name referred to the need to “repack” the brakes with fresh grease after each race due to the excessive heat from braking during the descent.¹²

During the early years of mountain biking, enthusiasts used singletrack trails intended for hiking as bikes were not specifically forbidden from using these trails. However, as the sport gained in popularity, bikes have been banned from most hiking trails, and singletrack trails designed specifically for mountain bikes have been established.¹³ More recently, a new style of trail called a “flow trail” has appeared which provides more predictable surfaces, banked turns, and a lack of obstacles. These trails require little peddling and minimal braking that appeal to a wider variety of users, including families. These trails can be designed to allow beginners to bypass any more technical trails.¹⁴



Flow Trail



Pump Track

Another trend in off-road bicycle facilities is the pump track. These tracks, which began to appear in the 2000s, are looping tracks that can be ridden continuously

¹² Marin Museum of Bicycling, “Mountain Biking History,” <http://mmbhof.org/mtn-bike-hall-of-fame/history/>, (April 8, 2019).

¹³ Singletracks, “Visiting the Birthplace of Mountain Biking: Marin County, California,” <http://www.singletracks.com/blog/mtb-trails/visiting-the-birthplace-of-mountain-biking-marin-county-california/>, (April 8, 2019).

¹⁴ IMBA, “Flow Trails,” <https://www.imba.com/model-trails/flow-trails>, (April 15, 2016).

without the need to pedal. A user's speed is dependent on "pumping" the terrain transitions of the track. A pump track requires approximately 50' by 50' of space (minimum) and generally feature a series of rollers and steeply bermed corners.¹⁵ Unlike many of the other off-road facilities, pump tracks are usable by both mountain bike and BMX riders.

The City of Paducah does not currently offer any mountain biking trails, but McCracken County offers a trail along the perimeter of the McCracken County Soccer Complex. The county also offers a pump track at the same park. The city could develop a pump track at an existing park along the Greenway Trail. McCracken County High School has a mountain bike team.

5.7.13 Outdoor Family Oriented Aquatics

Older rectangle and L-shaped swimming pools have a limited appeal to modern users. The desire for 3½ foot depths for flip turns or competition swimming dictated a deeper water depth and a lack of shallow water. As a result, younger children were relegated to wading pools, which are intended for babies and toddlers. Inadequate amenities for 4- to 10-year-olds limit the draw of these pool facilities.

The newer family aquatic centers are geared toward the entire family with zero depth access, shallow water, interactive water spray activities, along with the traditional competition lanes and diving boards. Newer aquatic facilities often incorporate lazy rivers, which are popular with people of all ages, and large waterslides. These elements, along with shade structures, larger grass beach areas, and quality concessions, have resulted in a complete turnaround in the net operating costs to municipalities for aquatic facilities.

Where older pools were a drain on the budget, the newer facilities are often able to generate funds for the operations cost, and some have even shown a surplus, which can be used to pay off some of the debt service for the capital construction. This demand provides an opportunity for charging higher fees which may result in a greater profit margin. Paducah aquatic needs are currently met by the Noble Park Pool, which lacks many of the modern features desired by families. The survey indicated that needs for an outdoor pool was a medium priority for Paducah residents with over 4,400 households indicating unmet needs for outdoor swimming pools/aquatic centers. A family aquatic center was proposed for Noble Park in the 2002 Master Plan but was never implemented.



¹⁵ Adventure Sports Journal, "Pumpin': An Introduction to the World of Pump Tracks," <http://adventuresportsjournal.com/pumpin-an-introduction-to-the-world-of-pump-tracks/>, (April 8, 2019).

Another trending concept is the development of splash pads or spraygrounds. These facilities have replaced wading pools at many aquatic facilities but can also be developed as standalone wet playgrounds in other park areas. Spraygrounds have several benefits compared to pools. Because there is no standing water, lifeguards are not needed. Therefore, the operation costs for a sprayground are considerably lower than for a swimming facility. In most instances, spraygrounds recirculate water. The City of Paducah has kept up with the trend and currently offers two spraygrounds.

5.7.14 Dog Parks

Dog parks are a growing trend that has been increasing in popularity throughout the country. The development of these fence enclosed areas where dogs can run leash free can be a positive addition to a community. Dog parks are good for improving the social interaction skills of dogs and are a very good social attraction for the dog owners. Quality dog parks need careful planning and a fairly extensive operating budget for maintenance and upkeep.



Optimally, a dog park will be at least three acres in size and provide three separate areas: one for large dogs, one for small dogs, and one rotating, unused area to allow for regeneration of turf. Many dog parks are much larger with many reaching well over 10 acres in size. Shade, sitting areas, water, and restrooms are typical amenities at these parks.

Paducah currently offers a dog park in Stuart Nelson Park, but dog parks ranked as a medium priority for facilities with unmet needs, indicating a potential need for more or expanded facilities. Noble Park provides the best potential for another dog park location.

5.8 CONCLUSION

The analysis conducted throughout this chapter serves to provide an indication of needs for parks and recreation services in Paducah. The analysis indicates that a variety of parks and facilities are located throughout the city; however, not all amenities are evenly distributed throughout Paducah.

The level of service standards in the first part of this chapter, which were developed with consideration to public input from residents of Paducah, provide guidelines for the number of parks, open space, and recreation facilities needed in Paducah. These standards indicate a need for trails, playgrounds, multipurpose rectangular fields, a recreation center, and a potential need for additional parkland if it can be identified. The overall high level of service emphasizes the need for upgrades and replacement of older facilities.

The geographic analysis of service areas identifies specific areas to target for investment in additional parks and recreation facilities. The mapping analysis shows an overall high level of service based on the location and quantity of facilities in much of the city. **These findings, combined with public input requesting improvement to existing parks, indicate that improvements and replacement of existing facilities should be the highest priorities for this Master Plan.** Addition of features to existing parks is another high priority which will help improve service levels without requiring additional land.

Paducah is in a good position to confront many of the trends discussed in this chapter that have not yet been addressed. The aging population of Paducah provides additional incentive for the city to address many of these trends, including fitness programming, universal access, nature education, and expansion of trails. The analyses from this chapter and the preceding chapters provide the foundation for the specific recommendations presented later in this document.



STRATEGIC PLAN

6.1 INTRODUCTION

This master plan represents the collective vision for parks and recreation in Paducah. This cohesive vision for continually improving parks and recreation opportunities represents a culmination of the engagement process. The vision, mission, and values outlined below will guide implementation of this master plan and the future of parks, recreation, and trails in Paducah. A series of goals and objectives will help realize this vision.

6.2 MISSION

6.2.1 Purpose of a Mission

A mission identifies your purpose and reason for existence. A mission should:

1. Be simple, concise statement
2. Express reason for being, reason for existence
3. Provide guidance, focus
4. Consider what you do, who you do it for, how you do it, and why
5. Be EASY to remember and recite
6. Clearly define your purpose (why you exist) to:
 - Staff
 - Customers
 - Partners
 - Stakeholders
7. Provide focus – energy, time, and resources
8. Anchor decision making
9. Guide all aspects of the organization – what you will and will not do

6.2.2 Existing Mission for Paducah Parks and Recreation

Paducah Parks and Recreation has an existing mission which is as follows:

The mission of Paducah Parks & Recreation is to provide an affordable and positive comprehensive system of recreation programs designed to enhance the quality of life for the residents of the City of Paducah as well as surrounding communities. We will strive to organize and implement leisure pursuits that promote the mental, social, and physical well being of all actively or passively participating citizens regardless of socioeconomic background, race, creed or religion.

6.2.3 Proposed Mission for Paducah Parks and Recreation

Considering the nine factors described above and building on the existing mission and upon the vision exercise of the Master Plan Steering Committee, the proposed mission for Paducah Parks and Recreation is:

Energize community through exceptional parks and experiences!

6.3 VISION

6.3.1 Purpose of a Vision

A vision answers the questions – What do you hope to become? What impact will you make in Paducah. The vision:

1. Defines an envisioned future
2. Describes where you want to go and what you hope to become
3. Identifies what impact you hope to make
4. Is long range – usually 10 to 20 years out
5. Establishes focus, direction, and a clear finish line
6. Shapes organizational strategy and priority setting
7. Motivates and inspires
8. Serves as a unifying force; aligns people and activities
9. Guides decision making – what you will do and not do
10. Serves as a “north star” during times of uncertainty or turbulence
11. Promotes change and hope for the future

6.3.2 Proposed Vision for Paducah Parks and Recreation

With those factors in mind and building upon the vision exercise of the Master Plan Steering Committee, the proposed vision is:

Amazing Experiences! Providing dynamic opportunities that promote a vibrant community, shape city character, and are a magnet for growth!

6.4 VALUES FOR PADUCAH PARKS AND RECREATION

6.4.1 Definition

An organization's values identify their beliefs and guiding principles. Values should accomplish the following:

-
1. Lay the foundation for how the department conducts itself
 2. Guide decision making, behaviors, and interactions with others
 3. Convey the personality of the department
 4. Reflect the essence of your identity
 5. Can never be compromised
 6. Communicate what is important
 7. Inspire behaviors that support mission attainment
 8. Influence positive behavior
 9. Shape organizational culture
 10. Lead to greater employee engagement
 11. Support quality recruitment efforts (enhances good job fit)

6.4.2 Core Values

The core values should be unique to your department. Based upon the citizen engagement and Steering Committee discussions, the following values are proposed:

Health & Wellness

We will encourage healthy activities and lifestyles through our parks, facilities, and programs. We will inspire improved fitness and wellbeing for residents, visitors, and businesses.

Community

We are committed to strengthening and celebrating a sense of community unique to Paducah. Our parks and programs will contribute to our community's economic development. We will facilitate connectivity of the community through parks and programs, helping to inspire pride and community identity through shared experiences.

Inclusion

We believe everyone should have convenient access to a diverse range of parks, places and programs. We are committed to removing barriers and ensuring everyone in Paducah is welcomed warmly and can actively engage in a variety of great experiences.

Fun

Paducah will explore a wide variety of opportunities for fun and excitement at parks. Quality parks and recreational facilities will engender pride and enrich the community. We envision being leaders at the community and state levels in terms of how we leverage parks and recreation to generate excitement and enhance quality of life.

Safety

We pledge to provide a safe, clean, and accessible environment at parks and trails through proactive maintenance of exceptional facilities. We aspire to provide ample supervision to assure the safety of users and security of facilities.

Stewardship

We take seriously our role in preserving, conserving and boldly protecting the natural, historical, and cultural resources within parks of Paducah. We will work tirelessly to protect, raise awareness, educate, and celebrate these unique resources for generations to come.

6.5 GOALS AND OBJECTIVES

6.5.1 Function of Goals and Objectives

Goals and objectives identify your areas of strategic priority and accomplish the following:

1. Describe in a more concrete way how the department will fulfill its mission and seek to realize its vision within a designated planning timeframe
2. Provide focus and direction
3. Indicate how the department will invest its time, talents and resources
4. Clarify what the department will/will not do

Goals – Outcomes

- Overarching areas of strategic priority
- Broad, demonstrates intentions
- Outcome vs activity based
- Three-to-five-year timeframe (or more)

Objectives – Directions

- More concrete; describe what the department seeks to have happen with an issue
- Written in observable terms (increase, expand, decrease, reduce, consolidate, abandon, improve, distribute, enhance)
- One-to-five-year timeframe (or more)

6.5.2 Proposed Goals and Objectives for Paducah Parks and Recreation

The following goals and objectives will guide the operations, improvements, and services in parks and recreation in Paducah over the next five to ten years.

Goal 1: Great Parks and Enhanced Facilities

Enhance and expand existing parks and develop high quality facilities that serve as destinations for community recreation

Objective 1.1 – **Gathering Spaces**: Offer attractive and welcoming amenities that promote a sense of community and attract visitors

Objective 1.2 – **Sports**: Provide modern venues for team and individual sports

Objective 1.3 – **Land Management**: Focus acquisitions and development to conserve parkland and ensure open space for citizens of today and tomorrow

Goal 2: Improved Accessibility

Expand access to parks and facilities and increase connectivity between parks, nature, and the community

Objective 2.1 – **Inclusion**: Develop accessible and enticing park features in response to community desires

Objective 2.2 – **Connectivity**: Develop safe trails to encourage community connectivity, fitness, and recreation

Objective 2.3 – **Support**: Ensure availability of amenities that ensure equal access needed for extended enjoyment of parks

Goal 3: Diverse Programs and Memorable Experiences

Offer a variety of first-class recreational programs that are diverse and welcoming for users of all ages and abilities

Objective 3.1 – **Community Impact:** Contribute to health, wellness, and quality of life through parks and programs

Objective 3.2 – **Accessibility:** Ensure the availability of positive, convenient, and affordable programs and events to meet the evolving needs of the diverse population

Objective 3.3 – **Innovation:** Provide creative programs and events that respond to trends and reflect community desires

Goal 4: Effective Engagement

Inspire and engage the community to grow parks, inform users, and promote Paducah

Objective 4.1 – **Engagement:** Engage the community to determine needs and identify barriers to park experiences

Objective 4.2 – **Promotion:** Raise awareness of parks and programs to increase participation and attract investment in Paducah

Objective 4.3 – **Collaboration:** Foster partnerships to meet the current and future needs of parks, recreation, and culture

Goal 5: Efficient Operations

Utilize efficient, proactive management of staff and fiscally sound strategies to ensure a safe environment at parks


Objective 5.1 – **Structure:** Develop an efficient organization of valued staff and volunteers that meets or exceeds national standards

Objective 5.2 – **Finances:** Implement operational practices and funding strategies to maximize the quality and effectiveness of parks, facilities, and programs

Objective 5.3 – **Maintenance:** Ensure adequate maintenance and equipment replacement policies and procedures to promote safe parks and facilities

6.6 STRATEGIES

Specific strategies will be identified for each objective listed above. The strategies will be discussed in Chapter 7 under categories of recommendations and will be listed in the Action Plan in Chapter 9, which also identifies a timeframe, responsible party, and potential funding source.





SYSTEMWIDE RECOMMENDATIONS

7.1 INTRODUCTION

This chapter provides a series of observations and findings gained through the first three phases of this master plan. Specific recommendations are provided to address these findings. The recommendations are divided into the following categories:

- Existing Park Improvements
- Trails and Connectivity
- New Park and Facility Development
- Natural Areas, Open Space, and Nature Education
- Outdoor Athletic Fields and Courts
- Indoor Recreation
- Programming
- Operations, Maintenance, and Promotion
- Budget and Funding
- Partnerships and Sponsorships

Recommendations by park are provided in Chapter 8, which also includes detailed cost estimates for improvements.

7.2 EXISTING PARK IMPROVEMENTS

7.2.1 Observations and Analysis

Through the public input process, Paducah residents voiced a strong desire for improvements to existing parks. According to the Mail Survey, 88% of residents support upgrades to existing parks, and residents would allocate the second largest amount of funds to upgrade existing parks. The option to upgrade existing parks received the fourth highest allocation of the nine options in the dollar voting exercise (11%) at public meetings, indicating that Paducah should pursue this action to improve parks and recreation services.

Sixty percent (60%) of households who visited parks over the past year rated them as good, but only 13% rated them as excellent, and 25% rated them as fair. These numbers are far below the National Benchmarking by ETC Institute showing 36% for excellent. These numbers combined with the support for improvements indicate that residents would like the parks to be better and desire more features in the parks.

For preferred upgrades to existing parks, the top response for both surveys was restrooms (over 50% in both surveys), and picnic shelters were third. Drinking fountains, security cameras and lighting, shade, playground equipment, and sidewalks were also in the top 10. Residents also want more trees & landscaping and Wi-Fi. Accessibility deficiencies were noted throughout the park system during the park site assessments.

The need for playgrounds ranked as a high priority in the Priority Investment Ratings by ETC Institute (Mail Survey), although the City of Paducah currently offers playgrounds at seven (7) locations and four (4) more are offered at schools. The level of service is lower than the benchmark, but better than the national average. About 41% of the population lives within a 10-minute walking distance to these facilities, indicating that residents in some portions of the city are outside of easy access to playgrounds. The high level of unmet demand indicates that the existing playgrounds are not meeting the needs of residents. The park assessments found that many of the playgrounds were in poor condition and lack play value.

Nearly two-thirds of the population lives in areas with “High” or “Medium-High” service levels, and 30% live in areas with “Low” or “Medium-Low” service levels (see Composite Service Areas map, Figure 5.4). Improvements at existing parks would increase the service level for many residents living in areas with lower service levels. Many gaps in service can be filled through improvements at existing parks, although new parks would be needed in select locations (see Section 7.4).

Paducah Parks and Recreation has not kept up with technology, including Wi-Fi hotspots, charging stations, and park apps. As noted in Chapter 5, technology can provide a tool to enhance park experiences and is especially important for engaging youth. Technology can also be used to show usage trends and participations rates. Technology improvements were a top recommendation by staff.

7.2.2 Recommendations

1. Improve maintenance at existing parks
2. Add support features throughout the park system such as shade structures, drinking fountains, security lighting, and trees/landscaping
3. Add or upgrade restrooms at heavily used parks
4. Replace outdated and deteriorated playgrounds throughout the city and include unique or themed features at each park
5. Add picnic shelters at existing and future parks to expand access to these facilities and to promote opportunities for community gatherings
6. Add Wi-Fi in high traffic areas, including buildings, athletic complexes, and event spaces
7. Upgrade technology in parks for patrons and staff (see Chapter 5, Technology, Subsection 5.7.5)
8. Incorporate nature play structures as part of playground development and replacement
9. Develop and implement a consistent signage program for all city parks
10. Perform an ADA Accessibility Assessment of all facilities, programs, and communications (by an outside consultant)
11. Improve ADA access throughout the park system, including walkways to all facilities and seating areas
12. Prepare Park Master Plans for Albert Jones Park, Brooks Stadium Park, Lanelle Park, Midtown Golf Course, Stuart Nelson Park, Noble Park (update), Riverfront Plaza (update), and Perkins Creek Nature Preserve (update)
13. Acquire land contiguous to existing parks if it becomes available to allow for additional features and to increase the total amount of parkland available to residents

7.3 TRAILS AND CONNECTIVITY

7.3.1 Observations and Analyses

According to the benchmarking in Chapter 2, Paducah has 0.23 miles of trails per square mile of the city, lower than other benchmarked communities. Paducah has slightly more trails miles per ten thousand population (1.9) than the benchmark median (1.7). Paducah residents requested more trails at the public workshop. Trails received the third largest number of dots on the feature preference board at the public workshop.

Trails are consistently a top request for improvements throughout the country, including in jurisdictions with the most extensive networks of trails. Similarly, the need for trails continues to grow in Paducah. The highest percentage of Paducah households (63%) had a need for walking & hiking trails, and walking & hiking trails ranked third for unmet needs (over 7,000 households).

Walking/hiking trails ranked second for improvements households would like to see at existing parks. Walking & hiking trails ranked as the most important facility to Paducah households by far (37% of households ranked as one of four most important facilities; next most received 24%). Most households (77%) were supportive of developing new and connecting existing trails in Paducah. Finally, walking & hiking trails ranked first in the Priority Investment Rankings by ETC.

The demand for additional trails was strong despite the presence of the popular Greenway Trail that runs along the northern edge of the city and along the Ohio River. In many cases, connectivity to this trail is limited. In addition, few parks in Paducah offer walking trail loops which are in high demand in most park systems. Residents also indicated a desire for support improvements to the Greenway Trail and other trails in Paducah. These improvements include additional signage and trailhead amenities, such as bike repair stations and restrooms. Trail lighting was in the top 10 improvements to existing parks with over a quarter (26%) of households desiring the amenity.

Paducah lacks a citywide trail system, and trail loops are not offered in many city parks. The *2009 Sidewalk Study* outlines strategies to improve the sidewalk network in Paducah. Walking to destination in many parts of the city requires walking in the street. A bike and pedestrian connectivity plan would discuss potential linkages to the Greenway Trail and other proposed trails and identify specific alignments for these trails if possible. The plan should also provide an update to the *2009 Sidewalk Study* with recommendations for sidewalk improvements, street crossings, and on-road elements. Trail and connectivity improvements will help improve access to parks within a walking distance and help meet the Mayor's 10-minute walk to a park pledge.

7.3.2 Recommendations

1. Develop a bike and pedestrian connectivity plan to define the alignment and feasibility of corridors and smaller connecting spurs, sidewalk improvements, and on-road elements (should include update to 2009 Sidewalk Study)
 - Develop design guidelines and estimates of probable costs as part of this planning process
 - Prioritize improved safety when determining timelines for trails, sidewalks, and crossings
2. Extend the Greenway Trail through Riverfront Plaza and along the Floodwall Right-of Way
3. Add paved trail loops within existing parks that lack this facility (Noble Park, Stuart Nelson Park, Brooks Stadium Park, Midtown Golf Course, Langstaff Park, Kolb Park, and Lang Park) and in any future parks
4. Add a crushed stone perimeter trail around Lanelle Park
5. Add support features along the Greenway Trail, including mile markers (every $\frac{1}{4}$ mile), wayfinding markers, center striping, speed limit signs, and bike repair stations
6. Add trail lighting to the future perimeter trail at Noble Park to allow extended use during months with limited daylight
7. Add natural surface trails in Brooks Stadium Park, Island Creek Sanctuary, and Perkins Creek Nature Preserve

-
8. Improve connectivity between parks and adjacent neighborhoods by adding connecting paths where possible

7.4 NEW PARK AND FACILITY DEVELOPMENT

7.4.1 Observations and Analyses

Trends indicate decreasing population in Paducah since 1980 that has stabilized at around 25,000. The city has generally done well at keeping pace with trends but has not met all of the changing needs of residents. Additionally, the median age in Paducah (42.8) has increased since 2000 and is higher than the State of Kentucky which is higher than the USA. As of 2018, Paducah has more seniors than children. The population age 65 and over has increased as a percentage since 2000 and is expected to reach 24% by 2023. Over the same time period, the percentage of children is expected to decrease to 20% of the population. Educational attainment has also increased in Paducah since 2000.

These demographic changes have led to changing recreation needs, which the city has only begun to address. Paducah offers a senior center; however, it lacks facilities for active seniors, and additional facilities for seniors were requested through the public input. Facilities for active adults are a trend for parks and recreation agencies throughout the country. These facilities include outdoor fitness equipment, pickleball courts (see Section 7.6), and trails (see Section 7.3). Outdoor fitness equipment, as provided at Brockenborough Rotary Health Park, has become a popular addition to parks for users of all ages (in addition to active adults/seniors).

Paducah provides more (25.6) acres of parkland per thousand population than the benchmark median (9.7), and the population per park (962) is lower than the benchmark median (1,429). These numbers indicate that Paducah has more parks than other communities, yet some portions of the city remain underserved by parks, according to the service area analysis (Chapter 5), especially those in the western portion of the city. Parkland represents 4.9% the land in Paducah, slightly below the benchmark median of 5.3%.

New parks would increase access in lower service level areas in Paducah as would more development at some existing parks in underserved areas. Figure 7.1 shows potential locations for new parks in Paducah. Most of these parks would be located on the western side of Paducah where neighborhoods were developed between the 1950s and 1980s without parks. The development of these parks would also greatly increase the number of residents with access to parks within a 10-minute walk.

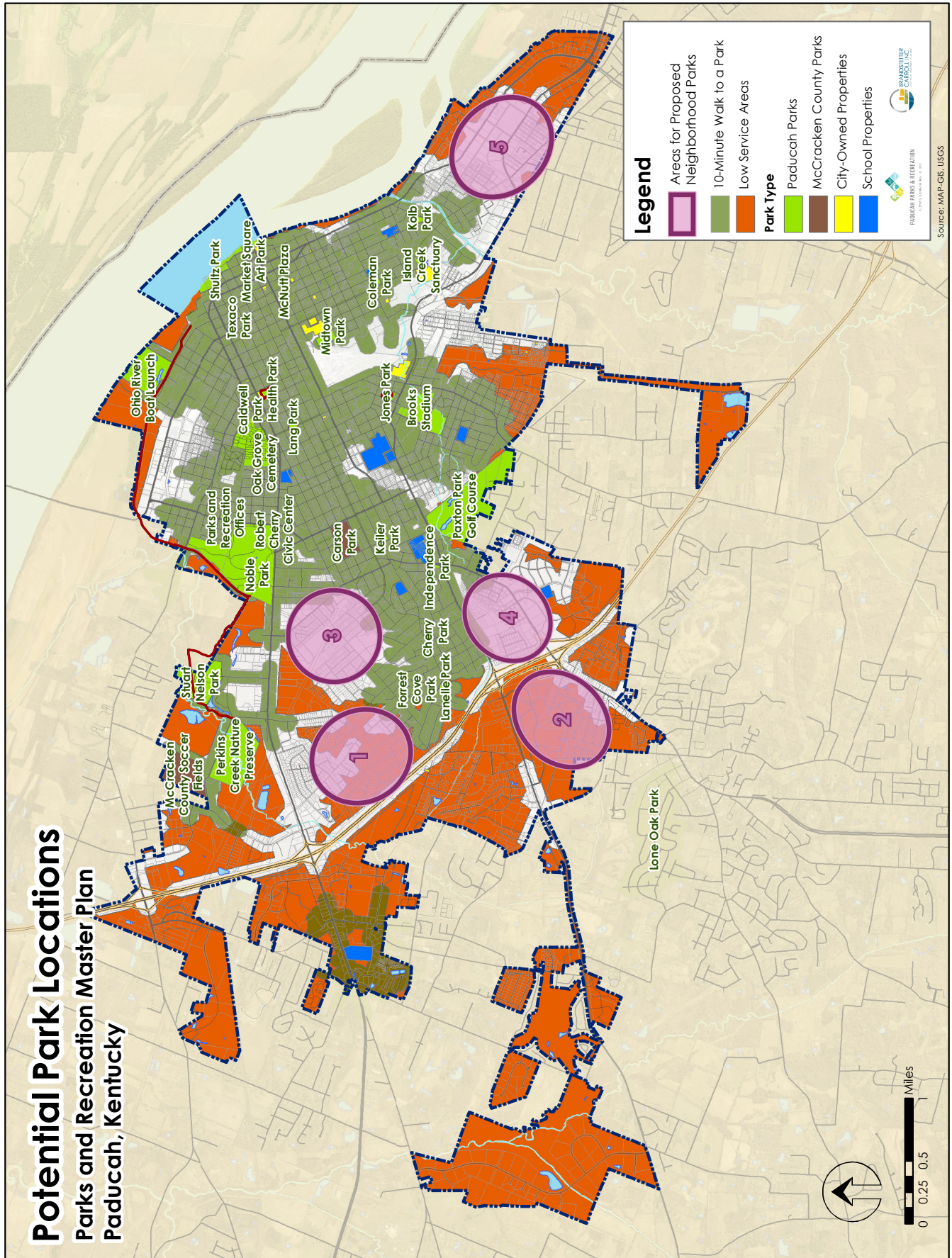
Many residents indicated a desire for an outdoor aquatic center. It was a top 10 unmet need (4,400 households) in the Needs Assessment Survey and ranked as a medium priority in the Priority Investment Ratings for facilities. Noble Park Pool meets the needs of many residents but lacks many of the modern amenities preferred by families.

Spraygrounds are a recent trend in aquatics that have replaced wading pools at many aquatic facilities but can be developed as standalone features in other park areas. Spraygrounds do not require lifeguards and have much lower operating costs than a swimming pool. Spraygrounds received the largest number of dots on the features board at the public meeting (and follow-up) and received the largest allocation in the dollar voting exercise.

7.4.2 Recommendations

1. Continue to develop Riverfront Plaza/Schultz Park as a destination park
2. Redevelop Midtown Golf Course as a Neighborhood Park
3. Add outdoor fitness equipment at select parks (Albert Jones Park, Keiler Park, Noble Park, Riverfront Plaza, Robert Coleman Park, and Stuart Nelson Park) to expand opportunities for improved community health
4. Seek opportunities for new Neighborhood Parks in the western and southeastern portions of the city as indicated in Figure 7.1
5. Continue to evaluate the feasibility and demand for an outdoor aquatics center to replace Noble Park Pool

Figure 7.1: Potential Park Locations



7.5 NATURAL AREAS, OPEN SPACE, AND NATURE EDUCATION

7.5.1 Observations and Analyses

Park and recreation agencies are increasingly focusing on preservation and restoration of natural resources. Natural areas provide numerous benefits to the health and wellness of a community, including opportunities for all residents. Studies indicate that a connection to nature can relieve stress, improve interpersonal relationships, and improve mental health.¹ Because they are typically among the largest land owners in their jurisdictions, park and recreation departments have the opportunity to lead in the implementation of sustainability or best management practices (BMPs), which also provide potential educational opportunities for residents.

As noted in the trends section of Chapter 5, environmental education cultivates understanding of the benefits of natural habitats and open spaces. Nature education provides opportunities to engage all ages and abilities and provide great opportunities for intergenerational programming. Environmental programs represent a potential partnership with the schools in the form of nature classes and activities (see Section 7.11). Potential programs include community events, field trips, or classes covering habitat restoration, wildlife identification (e.g., bird watching), invasive species removal, and more.

Paducah offers several open space and natural areas, including Perkins Creek Nature Preserve, Lanelle Park, Island Creek Sanctuary, and the Peck Addition at Noble Park. Stuart Nelson Park also has natural areas. Public input indicated support for conservation and preservation of natural resources. Opportunities exist to take advantage of Paducah properties for educational purposes while preserving natural resources. Many parks in Paducah contain land within the 100-year floodplain, including some that has been developed or modified. Perkins Creek Nature Preserve has previously been proposed to be developed as a Nature Park, and a master plan was developed for the site in 2007.

Attendees of the public workshop indicated a need for access to more natural areas in Paducah. Nature programs were a top priority (third) in the Priority Investment Ratings by ETC. More than a third of households (37%) indicated a need for nature programs (Mail Survey), and most survey respondents indicated these needs were unmet (representing over 7,000 households).

Seventy-eight percent (78%) of households indicated that providing natural areas for wildlife habitat and nature education was an important action for Parks and Recreation to pursue. Fifty-one percent (51%) of households indicated a need for natural areas/nature parks, and they were the fifth most important facility. Natural areas/nature parks were the top unmet need in the Mail Survey with over 8,000 households indicating an unmet need. Finally, natural areas ranked as the second highest priority in the Priority Investment Rankings by ETC.

7.5.2 Recommendations

1. Develop Perkins Creek Nature Preserve as Nature Park to provide access to nature for Paducah residents and a location for nature education classes
2. Add nature programming at Perkins Creek Nature Preserve, Lanelle Park, and the Peck Addition and potentially Island Creek Sanctuary
3. Develop Lanelle Park as a Passive Neighborhood Park and native species arboretum
4. Utilize nature trails for programming, including guided hikes and plant identification
5. Seek opportunities for additional natural areas and open space if land becomes available
6. Implement conservation policies and sustainable practices for development and management of park properties
7. Utilize parks as examples of Best Management Practices (BMP) for stormwater detention, recycling, etc.
8. Promote conservation and sustainability efforts as they are implemented to encourage reduced levels of consumption and waste generation at the household and community levels
9. Establish partnerships for nature education programs within Paducah parks (see also Section 7.11)

7.6 OUTDOOR ATHLETIC FIELDS AND COURTS

7.6.1 Observations and Analyses

Paducah provides a lower level of service for youth softball fields and rectangular fields than the benchmark comparisons. Paducah has a similar level of service for adult softball fields and youth baseball fields as the benchmark medians. Most of the diamond fields are offered at Noble Park and Stuart Nelson Park. All of these fields are in need of renovation, and the Noble Park fields will be eliminated when the new recreation center is developed (see Section 7.7). McCracken County provides most of the rectangular fields used by athletic leagues in Paducah. Public input indicated that the quality of these fields was below expectations.

Athletic fields, specifically soccer fields, were the top request at the Parks and Facilities station at the open house meeting. An athletic complex was also highly requested. Multipurpose fields tied for first on the feature preference board at this meeting, and build new athletic fields ranked second in the dollar voting exercise. Seventy-seven percent (77%) of respondents indicated support for upgrading youth athletic fields.

Residents have been requesting an outdoor athletic complex for many years, and 54% of respondents indicated that they believed there was a need for a sports complex in Paducah. Baseball, softball, and soccer were the most needed features at such a complex with 50% or more responded preferring these sports. Nearly 30% wanted tennis, and 13% desired pickleball. The lower scoring sports of lacrosse, field hockey, and rugby could utilize multipurpose fields developed for soccer.

Paducah offers seven (7) tennis courts at Noble Park, a slightly lower level of service (one per 3,573 people) than the benchmark median (3,171). The 5.5 basketball courts at three (3) parks also offer a level of service similar to the benchmarks. Pickleball courts are a current trend in parks and recreation due to their popularity with older residents, and Paducah does not offer any of these courts. Pickleball courts were requested by the stakeholder groups and in the “other” box in the dollar voting.

7.6.2 Recommendations

1. Add basketball courts at Langstaff Park (half) and Midtown Golf Course and renovate courts at Noble and Voor Parks
2. Redevelop the baseball/softball diamonds at Stuart Nelson Park with a wagon wheel layout to draw tournaments and provide higher quality fields for Paducah youth sports (will require careful planning due to floodplain)
3. Add pickleball courts at Noble Park to begin to meet the needs for this growing sport
4. Develop multipurpose fields for soccer and other sports at Midtown Golf Course as part of the redevelopment of the park as a Neighborhood Park
5. Continue to partner with McCracken County and McCracken County Sports Commission for the development of a new sports complex to bring tournaments to the area and provide needed fields for local sports leagues

7.7 INDOOR RECREATION

7.7.1 Observations and Analyses

Paducah currently offers the Paducah Recreation Center with a gym and a classroom and the Robert Cherry Civic Center with meeting space. Additionally, the Paducah-McCracken County Senior Center provides a location for senior programs, and the Parks and Recreation Office offers classrooms and meeting space. Noble Park houses two enclosed buildings, the Anna Baumer Building and the Arts and Crafts Building.

These few indoor recreation opportunities are not meeting the needs of Paducah residents, however. Only 7% of households indicated use of the existing Paducah Recreation Center, and 26% indicated use of the Robert Cherry Civic Center. Just 11% indicated visiting the Parks and Recreation Office. In contrast, 73% of households indicated in the statistically valid Parks and Recreation Needs Assessment Survey that they would use an indoor walking track, just one of many potential features of a new recreation center.

As part of the survey, respondents were asked whether they agreed with the need for a new recreation center in Paducah, and 71% of respondents indicated “yes.” The features residents indicated they were most likely to use included a walking track (73%), followed by a cardio room (57%). Three types of pools were next, a warm water therapy pool (53%), family activity pool (47%), and lap pool (43%).

Indoor swimming pools ranked eighth for facilities needed by households in Paducah; however, they ranked second for the number of households with unmet needs (over 7,600 households), indicating that needs are currently poorly met. Indoor swimming pools were one of the top eight facility priorities (fourth) according to the Priority Investment Ranking by ETC Institute. Finally, in the survey, residents indicated they would allocate the largest amount of dollars for the development of an indoor pool.

The need for a recreation center was also a theme throughout the public meetings in early 2019. Developing an indoor pool received the largest allocation (18%) in the dollar voting exercise at the open house and the Egg Hunt event. A recreation center was a separate option that also received significant support at 9% of the allocation. An indoor pool was one of the top recommendations at the parks and facilities station at the open house. A features board at the open house meeting indicated that indoor field space, a lap pool, and a walking track were the most desired indoor features. Stakeholder groups indicated a desire for a new indoor recreation center that could provide a walking track, basketball and volleyball courts, meeting rooms, fitness areas, and year-round swimming opportunities.

Online engagement indicated similar support for indoor facilities in Paducah. According to a poll on the Mindmixer website, residents would most like to see a walking track (62%) at a new recreation center, followed by a lap pool (54%). The next two facilities were different types of pools, warm water therapy pool (38%) and family activity pool (38%). Open-ended comments (245 interactions) on the website indicated the highest demand for an indoor pool with a recreation center as another popular request.

7.7.2 Recommendations

1. Develop a recreation center with an indoor aquatic center, gym, a fitness center, meeting rooms, classrooms, a kitchen, an aerobics/group fitness room, and offices at Noble Park
2. Determine the potential reuse of the Robert Cherry Civic Center once the new recreation center is developed
3. Evaluate needs for the existing Paducah Recreation Center following the development of the new recreation center
4. Renovate the Anna Baumer Building and the Arts and Crafts Building at Noble Park to keep these facilities available for community members to rent for events

7.8 PROGRAMMING

7.8.1 Observations and Analyses

Special events represented five of the top six most needed programs in Paducah. Adult fitness and wellness programs were the fifth most needed recreation programs in Paducah (43% of households) according to the Mail Survey, and programs for persons aged 50+ were seventh at 33%. These same programs ranked as most important programs. Adult fitness & wellness programs were the top unmet need with over 9,000 households indicating an unmet need, while summer concerts were second at over 8,000 households. Other unmet needs indicated by the survey include youth sports programs, special events, and adult sports. The survey indicated that needs were unmet for several existing events, including the Riverfront Concert Series, the Farmers Market, and to a lesser extent, the July 4th Celebration and the Christmas Parade. The survey does not say why or how these needs are unmet, so it will take outreach by Parks and Recreation in order to determine what can be done to better meet the needs of residents. Paducah also lacks special needs or therapeutic recreation programs.

There is a tremendous opportunity to place an emphasis on the historic and artistic cultural aspects of what makes Paducah the great community that it is. Cultural activities can be expanded at facilities within the Paducah system and at the future recreation center. Noble Park, Oak Grove Cemetery, and other parks

contain significant historical structures and could be the foundation to launch a cultural history emphasis for the department. Paducah Parks and Recreation currently offers limited creative and cultural arts programming, but these programs are growing in popularity and are available through many agencies in Kentucky and throughout the USA. The private sector offers programs in music and graphic arts in the community, and the city partners with these businesses to offer introductory classes.

At the public workshop, residents requested more senior programs. Paducah offers a senior center, the Paducah-McCracken County Senior Center, but the services focus on providing services such as meals and transportation for users rather than recreational and fitness programs. Additionally, many citizens, who qualify as seniors according to an arbitrary age, do not consider themselves to be seniors and will not participate due to the perception that some have of seniors. Communities that program “seniors,” under one umbrella, often have this problem. Some of the most active people in fitness and more active programs are over the age of 60. It is important to brand and market active senior programs together under a separate program name (i.e., Paducah Active Adults). Programs that fit into this category should be grouped together and marketed to more active seniors. Hospitals, health insurance providers, and grocery store chains provide an attractive source of prospecting for sponsors for programs and events.

7.8.2 Recommendations

1. Be a Mission driven agency; pay very close attention to the Mission of Parks and Recreation
 - Make sure actions and decisions always tie back to the mission
2. Establish an annual assessment process to determine if Paducah should stop offering a program, continue offering a program, or start a new program
3. Expand program offerings to meet unmet community needs, including adult fitness and wellness programs, the Riverfront Concert Series, and the Farmers Market
4. Examine unmet needs for youth and adult sports as indicated by public input and trends
5. Utilize new facilities, including the recreation center, outdoor fitness equipment, riverfront features, and more, for expanded program opportunities that result from the availability of these facilities
6. Brand and market active senior programs together under a separate program name, “Paducah Active Adults,” and offer these programs at the new recreation center
7. Group and market these programs to more active seniors
8. Establish a pickleball program (indoor and outdoor) following the development of the required facilities
9. Continuously monitor trends in recreation, particularly amongst growing population groups, to ensure program offerings meet the needs of the community
10. Develop programs to meet needs for more creative and cultural arts programs for both youth and adults
11. Consider utilizing Noble Park, Oak Grove Cemetery, and other parks with significant historical structures as the foundation of a cultural history emphasis for the department
12. Utilize the Core Program Guidelines in Appendix D as a source for potential program offerings
13. Develop therapeutic recreation programs and expand access for those with special needs to existing programs
14. Utilize new amenities developed at Paducah Parks and the Recreation Center for additional program opportunities, including nature programs, active adult, and fitness programs
15. Schedule more special events to bring the community together and encourage unity
16. Increase capacity to host additional events, which were highly desired by residents to bring the community together
17. Schedule more summer concerts and movies
18. Consider expansion of programming coming from vendors and contractors through the private sector
 - Allows for expansion of programming without hiring additional staff
 - Most new requests by public can be provided by private vendors

7.9 OPERATIONS, MAINTENANCE, AND PROMOTION

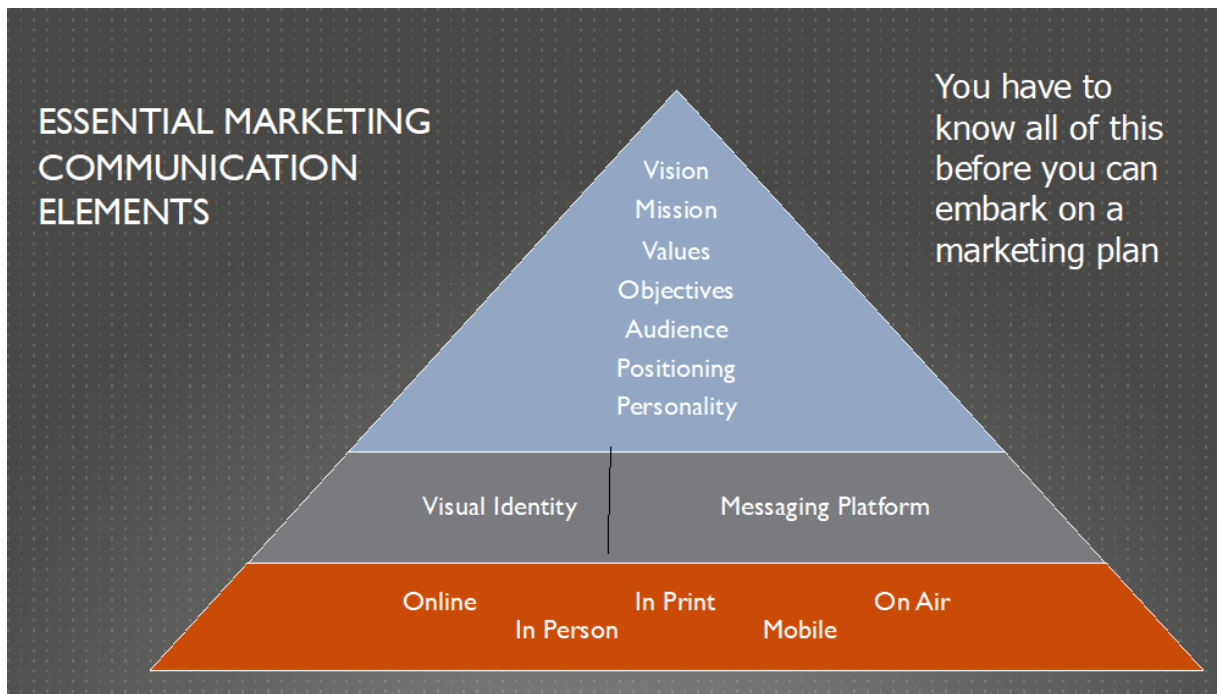
7.9.1 Observations and Analyses

On a per population basis, Paducah employs more full-time equivalent (FTE) staff (19.5 per 10,000 population) than the benchmark median (14.3). Despite this staffing level, Paducah also has a much higher number of acres of parkland per FTE at 13.1 than the benchmark median of 5.4 due to the larger amount of parkland. Paducah's expenditures per FTE are much lower than the comparisons, as Paducah spends \$69,203 per FTE, compared to \$99,180 for the benchmark median.

The number one reason for not using parks and programs was that households do not know what is offered (35%). Attendees of the public workshop and stakeholder groups indicated a desire for better promotion of facilities, programs, and events, which would improve access to information about offerings by Parks and Recreation. The city should not be overly criticized for residents' level of knowledge about parks and programs as this is often the answer to this question all around the country. However, it is critically important to create simple and easy fundamental marketing and branding techniques that will enable the staff to promote programs in a simple and efficient manner.

Figure 7.2 shows the three elements necessary for a successful marketing campaign. The top section in the figure indicates the identity of the agency. The middle area, containing the visual identity and messaging platform, expresses what brochures, ads, flyers, and media will look like. The bottom provides examples of how the message will be distributed. This figure is meant to be a guide.

Figure 7.2: Essential Marketing Communication Elements



The strategic plan in Chapter 6 defines most of the top element for Paducah Parks and Recreation. The middle element then defines the agency's visual identity and messaging platform accordingly. The result must be easy to implement and modify as needed. Standard formatting should be established for all marketing and promotional efforts. Figure 7.3 represents an example of a very simple "one look" that everyone will recognize as the department's messaging platform. The title and images of a standard flyer or brochure can easily be changed within minutes based on what the agency is doing.

The standard event flyer format should include:

- Pictures (at the top and middle)
- Event name (in the front banner)

- When and where (across the middle)
- Sponsors (at the bottom)

Other efforts, like the brochure in Figure 7.4, should employ the same visual identity and messaging platform.

Figure 7.3: Sample Event Flyer



Figure 7.4: Sample Brochure



7.9.2 Recommendations

1. Improve maintenance at parks, including natural areas
2. Prepare an Operations Plan with Maintenance Standards
3. Develop a capital maintenance and replacement program (will require an increased parks and recreation capital budget more in line with other communities)
4. Increase maintenance budget to accommodate new facilities and programs
5. Determine the agency's visual identity and messaging platform
6. Identify standard formatting for all marketing and promotional efforts (consider samples provided above) based on this platform
7. Identify a consistent brand as it relates to color, style, logo & placement, and promotional materials
 - Upgrade park signage according to this branding
8. Improve website and expand social media presence
9. Expand marketing of programs and facilities to improve awareness of existing and future opportunities
10. Engage Neighborhoods during park improvement process
11. Utilize this Master Plan to guide decision making – Monitor progress regularly
12. Implement mobile apps to enhance park experiences

7.10 BUDGET AND FUNDING

The total operating budget (see Table 2.13) for parks and recreation in Paducah for 2018 at \$3.4 million is lower than the \$4.7 million median of the benchmark municipalities. The per capita operating expenditures for the City of Paducah of \$135 is well below the benchmark median of \$153. Paducah would need an annual operating budget of \$3.8 million to match the median expenditures. The proposed development of a new recreation center with an indoor pool will have a large impact on the overall budget of the department.

Generated revenue represents only 10% of the Parks and Recreation budget, which is well below the benchmark median (38%). New programs will generate revenue as will any additional rental opportunities. New facilities, especially the new recreation center, will generate revenue, although it will likely not be enough to offset its operating costs. The city reserves buildings and picnics shelters on a daily basis, but most events last two hours or less. Sponsorships (see Section 7.11) can also be utilized to increase cost recovery. The following recommendations can reduce this amount of subsidy, but more importantly adoption of these findings will enable the staff, the administration, and elected officials to understand the complete financial story.

7.10.1 Financial Recommendations

Adoption of a Department Cost Recovery model

As of now, there is no department mandate on the percentage of costs that each program should recover. This amount can vary based on staff and council decisions. As a general rule, programs and events that serve the greater need of the citizens of Paducah will have a higher subsidy by the community than those that provide individual benefits to those participating. This exercise may take years of "continual tweaking," but not having any plan to recover costs and why makes cost recovery very difficult to manage.

1. Increase cost recovery from the current level (10%) to 25% (halfway between current and benchmark)

Gaining Control and an Understanding of Maintenance Costs

The department should know the exact cost to maintain outdoor parks. A maintenance standard should be set by season, and the number of people required to maintain one acre of parkland should be determined using simple math. It is likely that in the future more parkland will be purchased, existing land will be cleared, and more facilities will be developed within future and existing parks. When new parkland is brought into

the department, the maintenance costs should be a part of all discussions. This can be done by developing maintenance standards.

2. Determine maintenance standards that identify the number of employees required to maintain one acre of parkland and consider these costs when adding parkland to the system

Consistent Pricing for Programming

It will be important to have programming fees reflect the indirect costs of putting on the program. As department costs increase, these costs need to be explained, and then passed on to the contractors teaching the class.

3. Identify direct and indirect costs of programs and establish and adjust fees accordingly

Agreement Trade for Service Costs

There are inconsistent agreements with various groups that utilize Paducah facilities. Although difficult, it would be optimal if all services provided by the city and contracted groups had a cost associated with the work each are providing.

4. Develop consistent agreements with groups that utilize Paducah facilities that include associated costs

7.10.2 Potential Funding Sources

The days of cities providing all park and recreation services with tax dollars are behind us. Financially sustainable parks and recreation agencies no longer rely on taxes as their only source of revenue generation. The park systems of the future will develop new options to support both operational and capital park and recreation needs. It is recommended that the City of Paducah start immediately to develop policies on pricing of services (to include cost recovery models) and firm up the vendor and partnership agreements. In addition, the City of Paducah has a unique opportunity to create facilities, amenities, programs, and events that will enhance economic development.

There are numerous sources that will show ways to fund parks and recreation projects but many of these are very hard to establish and take years to see any results. Examples of some of these ideas include maintenance endowment funds, conservation districts, license tags, transient occupancy tax, income tax, lease backs, real-estate transfer fees, land dedication and/or park impact fees, and park authorities. Although, all of these can be explained and tried, three sources have been identified that can have an immediate impact on the operations of Paducah Parks and Recreation.

Formation of a Parks Foundation

There is an opportunity to formalize the friends groups and other assisting organizations in the city into a Paducah Parks Foundation. This will enable for the city and its programs and facilities to be the recipient of these philanthropic funds. There are people in Paducah that have the ability and desire to donate to a parks foundation.

5. Encourage the creation a Paducah Parks Foundation to raise funds and recruit and organize volunteers

Grants and Foundation Application for Funding

Not all grants are beneficial. Some are more work for staff than the grant provides, but most are very positive. The City of Paducah should constantly be on the lookout for grants that will enhance the park system. Applying to "foundations" for funding is often easier and is accepted at a higher rate. There also are local foundations that like to give to local causes. Grants can come through the federal government, state grant sources, and local sources. Indianapolis, for example, has received over \$100 million in foundation grants within the past 20 years from the Lilly Endowment for park related improvements in the city.

Example Grant Sources:

- National Recreation Trails Program
- Community Development Block Grants (CDBG)

-
- Conservation Reserve Fund
 - Community Forest and Open Space Program (Federal)
 - Watershed Protection and Flood Prevention Grants, (USDA)
 - Land and Water Conservation Fund (Federal)
6. Seek grants and apply to foundations for funding for projects to enhance the park system, consistent with the mission of Parks and Recreation with consideration to associated costs to the city

Creating Revenue from Events

The City of Paducah and its family friendly reputation lends itself to a series of community-wide events that can generate substantial revenue from operations and sponsors.

7. Identify potential revenue sources at community events, including sponsorships and entry fees

Other Funding Sources for Parks, Recreation, and Sports Facility Operations

Below is a general list of ideas that communities have used to supplement costs of operations. Some of these may work, some may not.

- User Fees in line with true costs
- Official Drink for Parks and Recreation
- Tournament Fees – When an outside vendor makes money the city should also.
- Concessions – Food Trucks are a perfect alternative in a shared revenue agreement.
- Scoreboard Sponsors
- Parking fees at events
- Field permits when outside groups are not using the fields
- Advertising Sales
- Wi-Fi Revenue through sponsorship if a vendor provides the Wi-Fi
- Cell Tower Leases
- Privatization of various park and recreation programs and services
- Volunteerism – This is an indirect revenue source
- Sports Booster Clubs
- Adopt a trail program
- Adopt an area of a park
- Corporate Sponsorship in exchange for advertising

7.10.3 Planning for Future Financial Sustainability

For any city, the subject of parks and recreation financial sustainability is a very important issue. The City of Paducah is doing well, but proper planning should be completed when things are going well to avoid future issues. The following principles provide a framework for future planning.

In order to professionally manage the business elements of the Paducah Parks and Recreation Department emphasis should be placed on the Senior Staff to keep financial sustainability in all that is done. The following principles will assist in solid professional financial management.

Fundraising

8. Find dedicated funding sources that can be counted on annually
9. Seek philanthropists in the community to support the agency's causes

-
10. Utilize a Parks Foundation to raise funds for facilities and programs (see Subsection 7.10.2: Formation of a Park Foundation and Appendix E)

Partnering

11. Develop working agreements with each partner with measurable outcomes and reviewed within a minimum of every two years
12. Do not enter into any agreement unless agency costs are known, both indirect and direct, and know how much investment the partner is bringing to the agreement
13. Never allow private or not-for-profit groups to make money from Paducah facilities unless the city receives a share of the gross revenue
14. Privatize services where capital dollars are insufficient to maintain and operate the facility
15. Have working, signed agreements with all partners

Government Finance

16. Know the value of assets (not including land) and where those assets are in their life cycle
17. Develop an annual revenue plan for Parks and Recreation
18. Know the true costs to deliver services (direct and indirect costs)

Cost recovery

19. Classify the agency's services by how they fit into the agency's mission
20. Price services furthest away from the mission at full cost recovery levels
21. Establish a fee to reserve picnic shelters for 2-hour increments and buildings for half days (with an hour between reservations) to allow additional use of existing facilities.
 - This may require the emptying of trash receptacles between rented sessions to provide the level of service expected. If city staff are unavailable, then this service may be outsourced

Management

22. Stop maintaining features and spaces in the park system that are unused and remove them from the system
23. Train staff
 - Create and implement professional and career development plans for management and supervisory staff
 - Identify and allocate funding for critical staff development opportunities (including conferences, training, memberships, etc.) with consideration to licensure and certification requirements
 - Encourage continued staff training for leadership and continued growth within their respective fields
 - Encourage management level staff to attend professional development programs offered by state, regional, and national training organizations
24. Inform users, partners, and citizens to what the true costs of services are
25. Know the demographics of the citizens that are served
26. Track population trends
27. Control labor costs

7.11 PARTNERSHIPS AND SPONSORSHIPS

7.11.1 Observations and Analyses

Partnerships and sponsorships can help reduce costs or provide revenues to help expand parks and recreation opportunities for residents. Stakeholder groups indicated a need for more partnerships. Paducah currently

partners with many organizations, including the sports leagues, civic groups, business groups, and more, to offer programs and events in Paducah.

Parks and Recreation partners with the McCracken County for soccer fields and for the Paducah-McCracken County Senior Center. The department partners with Paducah Public Schools to provide many of the high school fields and to promote activities. Additional opportunities may exist to partner with the schools to expand youth programming and to utilize facilities at elementary schools to meet growing needs for field space. All partnerships and vendor agreements should be established and maintained at a consistent level.

7.11.2 Recommendations

1. Treat all vendors, contractors, and partners in a professional, consistent manner with a legal, signed contract containing the following:
 - Name, entity, and address
 - Obligations of each party
 - Terms of the contract
 - Price (if any, and who pays for what)
 - Representations and warranties – (Insurance, who owns what?)
 - Termination of the contract – when and by whom
 - Signed, witnessed, and reviewed periodically
2. Seek opportunities to expand partnerships with local organizations to improve access to recreation facilities and programs
3. Establish policies for accepting sponsorships and selling naming rights
4. Partner with other organizations, including the Paducah Convention & Visitors Bureau, McCracken County Sports Commission, and athletic leagues, to bring tournaments to Paducah and for the development of needed facilities
5. Partner with Paducah Public Schools and McCracken County for nature education programs at Perkins Creek Nature Preserve and other passive parks in Paducah
6. Seek partnerships with health providers for the operation and programming of the new recreation center at Noble Park and recreation programs offered within
7. Expand partnership with the Paducah-McCracken County Senior Center for transportation to the new recreation center for new active programs once established
8. Partner with schools to utilize Jetton Field (Paducah Tilghman High School Soccer Field) adjacent to Midtown Golf Course to maximize its potential as a soccer complex
9. Partner with health care providers to promote healthy lifestyles, including the expansion of senior programming at the Paducah-McCracken County Senior Center and the new recreation center



INDIVIDUAL PARK RECOMMENDATIONS

8.1 INTRODUCTION

This chapter details recommendations for improvements to the existing parks and proposed new facilities. These recommendations should be used as a starting point for further discussions with the community, users, and neighbors in the design of the parks. Further investigation of these parks is required to determine their capability to support the desired facilities and to identify the precise arrangement of facilities. This chapter also provides a level of priority for each improvement based on public engagement and steering committee input. Cost estimates for each park are located at the end of this chapter.

8.2 NEIGHBORHOOD PARKS

8.2.1 Brockenborough Rotary Health Park

Background

The Health Park is the newest in Paducah's system. The sprayground in the park was recently completed, and only the event plaza space remains to be constructed from the park master plan.

Park Improvement Recommendations

1. Add shade over the existing fitness equipment (purchased)
2. Add security cameras to improve safety and deter vandalism
3. Add shade at playground
4. Develop the plaza space for events
5. Add a picnic shelter
6. Add support amenities including Wi-Fi hotspots, trees, landscaping, shaded seating, and entrance signage

8.2.2 Independence Park

Background

The following park issues were identified through site assessments and public input:

-
- Poor condition of mulch at climbing rocks
 - Drainage at climbing rocks
 - Used as a dog park
 - Limited features

Park Improvement Recommendations

1. Remove gate to prevent usage as a dog park
2. Add features to existing climbing rocks to provide a fully functioning playground for local children
3. Improve drainage in playground area
4. Add site and security lighting
5. Add support amenities including a drinking fountain with bottle filler, entrance signage, site furnishings, trees, and landscaping
6. Develop a neighborhood feature based on the preferences of the nearby residents as determined through neighborhood outreach

8.2.3 Keiler Park

Background

The park has a lack of walkways or trails. Paved access to park amenities is needed for ADA accessibility. The park also lacks a paved parking area, including a required ADA space.

The following park issues were identified through site assessments and public input:

- Lack of walkways – Paved access to park amenities is needed.
- Limited accessibility (ADA)
- No separate age 2-5 playground equipment
- Lacks perimeter trail
- Limited features
- Unpaved parking lot

Park Improvement Recommendations

1. Add site and security lighting
2. Pave existing parking and add an ADA space
3. Add a restroom building
4. Add outdoor fitness equipment
5. Add accessible walks to all features
6. Develop a neighborhood feature based on the preferences of the nearby residents as determined through neighborhood outreach
7. Add support amenities including drinking fountain with bottle filler, Wi-Fi hotspots, trees, landscaping, site furnishings, and entrance signage

8.2.4 Kolb Park

Background

Kolb Park has insufficient walkways leading to limited accessibility (ADA). For example, no walkway leads from the parking lot to the shelter. The parking lot is unpaved and lacks a required paved parking space. The walkways that are present lead through the playground, which does not have an accessible surface for a walkway.

The following park issues were identified through site assessments and public input:

- Lack of walkways – Paved access to park amenities is needed
- Limited accessibility (ADA)
- No edging at playground
- Lacks signage
- Lacks perimeter trail
- Limited features

Park Improvement Recommendations

1. Add accessible walks to all features and parking
2. Add site and security lighting
3. Upgrade the backstop
4. Pave parking lot and add ADA space
5. Complete a perimeter trail loop (connect to sidewalk)
6. Renovate the existing restroom
7. Replace playground at end of its useful life and add shade structures
8. Develop a neighborhood feature based on the preferences of the nearby residents as determined through neighborhood outreach
9. Add support amenities including drinking fountain with bottle filler, Wi-Fi hotspots, trees, landscaping, site furnishings, and entrance signage

8.2.5 Langstaff Park

Background

Langstaff Park, formerly Betsy Ross Park, offers only a small playground and a small shelter. The playground is old and offers limited play value. Only 2% of households reported visiting the park. The park also lacks a sign to indicate Langstaff Park.

The following park issues were identified through site assessments and public input:

- No sign for Langstaff Park – historic sign for Betsy Ross Park is present
- Lack of walkways – Paved access to park amenities is needed.
- Limited accessibility (ADA)
- Age and condition of playground – Minimal play equipment with no edging and poor surfacing
- Limited features

Park Improvement Recommendations

1. Replace playground to offer a better variety of play feature for multiple age ranges
2. Add a perimeter trail loop
3. Add a half basketball court
4. Add site and security lighting
5. Add accessible walks to all features
6. Develop a neighborhood feature based on the preferences of the nearby residents as determined through neighborhood outreach
7. Add support amenities including drinking fountain with bottle filler, trees, landscaping, site furnishings, and entrance signage

8.2.6 Robert Coleman Park

Background

Coleman Park, formerly Blackburn Park, lacks walkways to most facilities. One shelter has a walkway, but the structure has a step and is, therefore, not accessible. The playground is in good shape but lacks features.

The following park issues were identified through site assessments and public input:

- Lack of walkways – Paved access to park amenities is needed.
- Limited accessibility (ADA)
- Small playground – No separate age 2-5 playground equipment
- Lack of trails
- Street parking only
- Condition of shelters

Park Improvement Recommendations

1. Add accessible walks to all features
2. Add concrete bleacher pads at basketball court
3. Add site and security lighting
4. Replace playground with separate age 2-5 and age 5-12 equipment and add shade structures
5. Add outdoor fitness equipment
6. Improve sprayground to replace feature previously removed
7. Repair restroom building and replace roof
8. Add a restroom building to serve park that can remain open when sprayground is closed.
9. Develop a neighborhood feature based on the preferences of the nearby residents as determined through neighborhood outreach
10. Add support amenities including drinking fountain with bottle filler, Wi-Fi hotspots, trees, landscaping, site furnishings, and entrance signage

8.2.7 Voor Park

Background

Voor Park is a small Mini Park with only a half basketball court.

The following park issues were identified through site assessments and public input:

- Limited accessibility (ADA)
- Lack of walkways – Paved access to park amenities is needed.
- Limited features

Park Improvement Recommendations

1. Add site and security lighting
2. Add ADA parking off of alley
3. Add a playground
4. Restripe basketball court and replace goals

-
5. Add a small shelter
 6. Add accessible walks to all features
 7. Develop a neighborhood feature based on the preferences of the nearby residents as determined through neighborhood outreach
 8. Add support amenities including drinking fountain with bottle filler, trees, landscaping, site furnishings, and entrance signage

8.3 COMMUNITY AND REGIONAL PARKS

8.3.1 Stuart Nelson Park

Background

Stuart Nelson Park is one of the most heavily used parks in Paducah with over a third of households (37%) visiting in the past year. The park features baseball/softball diamonds, a disc golf course, a dog park, and picnic shelters. The playground offers limited features for a large Community Park. Many features lack accessible walkways, and most of the parking is unpaved. Although the Greenway Trail bisects the site, trail opportunities within the park are limited. The presence of flood prone areas present challenges to development.

The following park issues were identified through site assessments and public input:

- Lack of walkways – Paved access to park amenities is needed.
- Limited accessibility (ADA)
- Small playground with no separate age 2-5 playground equipment and no edging
- Condition and orientation of ballfields
- Lacks perimeter trail
- Limited features
- Unpaved parking lots
- Much of site in 100-year floodplain

Park Improvement Recommendations

1. Develop a Park Master Plan to better determine which features will be included as well as their precise arrangement and location
2. Develop a large ballfield complex in the western portion of the site to improve access and quality of fields in Paducah (sizes TBD)
3. Develop a smaller ballfield complex in the eastern portion of the park
4. Add a restroom/concessions building at each field complex
5. Add a new paved parking lot to serve the ballfield complexes and park as a whole
6. Provide accessible walks to shelters, fields, playgrounds, and any other facilities that are developed
7. Develop two medium picnic shelters to provide venues for community gatherings
8. Add a small picnic shelter to serve disc golf users
9. Improve disc golf course (tee boxes, benches, signage) and relocate or reconfigure holes as necessary to accommodate facility improvements
10. Develop a perimeter trail loop to connect to features and provide a multi-use park feature (over 1.5 miles long)
11. Replace the existing playground with large all-access structures and separate age 2-5 and age 5-12 equipment
12. Add a new playground near the smaller ballfield complex

-
13. Add outdoor fitness equipment
 14. Add site and security lighting
 15. Add security cameras to improve safety and deter vandalism
 16. Develop interpretive signage throughout the site (will require a signage plan)
 17. Provide wayfinding signage at multiple locations to assist visitors in locating features
 18. Add a connection to adjacent residential complex
 19. Add support amenities including drinking fountains with bottle fillers, Wi-Fi hotspots, trees, landscaping, site furnishings, and entrance signage

Concept Plan

The concept plan for Stuart Nelson Park can be seen in Figure 8.1. This concept shows the two proposed ballfield complexes that were originally proposed in the previous master plan. Each has its own restroom and concessions building, and they share a large parking lot in the middle of the park. The sizes of the fields should be determined during a park master planning process based on the needs of potential users. Portions of the smaller complex in the east side of the park are within the 100-year floodplain and will require careful planning to raise them above the flood elevation. Mitigation at this or another site may be required in order to develop this complex. The small existing playground would be replaced with a larger structure that should include features for children of all abilities with adjacent fitness equipment. Picnic shelters are shown near the playgrounds.

8.3.2 Bob Noble Park

Background

Noble Park is the largest and most visited park in Paducah with 94% of households reporting visitation to this park. It has by far the largest variety of features, encompassing over 160 acres of land. The park offers a large pond, tennis courts, playgrounds, several picnic shelters, rental buildings, a skate park, an amphitheater, and more. It lacks a perimeter trail causing many users to walk on the park road, and many features lack accessible walkways. The park was recently selected as the location of the new recreation center and indoor aquatic center. The Peck Addition has been proposed as a nature area. An outdoor family aquatic center to replace Noble Pool was proposed in the previous master plan but was never developed.

The following park issues were identified through site assessments and public input:

- Limited accessibility (ADA)
- Lack of walkways – Paved access to some park amenities is needed.
- Condition of ballfields
- Poor condition of parking lots – Paving would improve efficiency and ADA accessibility.
- Poor condition of sand volleyball court
- Lacks perimeter trail
- Peck Addition not yet developed

Park Improvement Recommendations

1. Develop a Park Master Plan Update to better determine which features will be included as well as their precise arrangement and location
2. Develop an indoor Recreation Center with an Aquatic Center
3. Develop a dog park in the Anna Baumer Area to replace the dog park at Stuart Nelson (preserve existing trees)
4. Add security cameras to improve safety and deter vandalism
5. Add site and security lighting

-
6. Establish a tree replacement program for the park
 7. Develop the Peck Addition Nature Area according to the existing master plan prepared by Bacon Farmer Workman Engineers
 8. Upgrade or replace small shelters throughout the park (reduce overall number) and add three new medium sized shelters
 9. Develop a system of trails with a lighted perimeter loop (≈2 miles)
 10. Pave existing gravel parking lots and add ADA Spaces
 11. Provide accessible walks to shelters, fields, playgrounds, and any other facilities that are developed
 12. Add four pickleball courts, preferably near the new recreation center to best serve senior programs offered at the center
 13. Provide wayfinding signage at multiple locations to assist visitors in locating features
 14. Partner with the West Kentucky Disc Golf Club to develop a disc golf course in an underutilized portion of the site
 15. Add outdoor fitness equipment near the playgrounds
 16. Add playground shade structures at the larger playground (north)
 17. Add two sand volleyball courts to replace the existing court
 18. Develop interpretive signage throughout the site (will require a signage plan)
 19. Renovate Anna Baumer and Arts and Crafts Buildings
 20. Renovate pool house and pump house
 21. Continue to monitor the demand for an outdoor family aquatic center
 22. Replace the basketball courts if they are displaced by other features
 23. Add support amenities including Wi-Fi hotspots, trees, landscaping, and site furnishings

Concept Plan

The concept plan for Noble Park can be seen in Figure 8.2. This concept shows the new recreation center in the northwest corner of the park with a large parking lot. The footprint of the building and the parking are currently being designed and will likely change from what is indicated. An extensive perimeter trail encircles the main part of the park. The concept show Peck Addition Nature Area on the eastern end of the park, which features a nature trail and classrooms. Other features include a dog park in the northern portion of the park, and new picnic shelters. The family aquatic center would require the relocation of the existing basketball courts.

Figure 8.1: Stuart Nelson Park Concept Plan



Figure 8.2: Noble Park Concept Plan



8.4 SPECIAL USE PARKS

8.4.1 Brooks Stadium Park

Background

Brooks Stadium Park offers athletic fields used by Paducah Public Schools and minor league baseball team (Paducah Chiefs), but the park includes over 40 acres of parkland and has the potential to offer much more for city residents.

The following park issues were identified through site assessments and public input:

- No sign to identify as a city park
- Limited accessibility (ADA)
- Lack of walkways – Paved access to some park amenities is needed.
- Poor condition of parking lots – Paving would improve efficiency and ADA accessibility.
- Lacks perimeter trail
- Limited features
- Much of wooded area located within 100-year floodplain

Park Improvement Recommendations

1. Develop a Park Master Plan to better determine which features will be included as well as their precise arrangement and location
2. Partner with Paducah Public Schools and the Brooks Stadium Commission for improvements and support amenities at athletic fields
3. Pave the parking lot at the softball field
4. Develop a restroom/locker room building at the softball field (will require a sewage lift station)
5. Repave parking lot at Stadium
6. Upgrade and add irrigation at rugby and soccer fields
7. Develop a perimeter trail loop connecting features throughout the park
8. Add a playground near the Alabama St loop
9. Develop a nature trail loop in the southern portion of the park behind the softball field
10. Develop a picnic shelter near the playground
11. Add accessible walks to all features
12. Add security cameras to improve safety and deter vandalism
13. Add site and security lighting
14. Add parking lots to serve the playground and picnic shelter
15. Provide wayfinding signage at multiple locations to assist visitors in locating features
16. Repave park road
17. Add support amenities including drinking fountains with bottle fillers, Wi-Fi hotspots, trees, landscaping, site furnishings, and entrance signage

8.4.2 Dolly McNutt Memorial Plaza

Background

The fountain equipment at Dolly McNutt Memorial Plaza needs replacement, and ADA access should be improved.

Park Improvement Recommendations

1. Improve ADA access
2. Replace fountain equipment
3. Add support amenities including entrance signage and site furnishings
4. Develop a tree replacement program

8.4.3 Lang Park

Background

The following park issues were identified through site assessments and public input:

No improvements recommended

- Limited accessibility (ADA)
- Condition of walkways and stairs

Park Improvement Recommendations

1. Repair granite stairs
2. Add a perimeter walkway (8' wide)
3. Develop a small picnic shelter
4. Add site and security lighting
5. Add support amenities including drinking fountains with bottle fillers, trees, landscaping, site furnishings, and entrance signage

8.4.4 LowerTown Texaco Park

1. Add entrance signage
2. Add site and security lighting

8.4.5 Market Square Art Park

1. Add entrance signage
2. Add site and security lighting

8.4.6 Midtown Golf Course

Midtown Golf Course offers nine golf holes for use for golf, disc golf, and footgolf. The site also has a picnic shelter. The park received minimal use with only 3% of households reporting use over the last year. With nearly 10 acres of land, this park has the potential for much higher levels of visitation. Its location next to Jetton Field (the Paducah Tilghman High School Soccer Field) provides an opportunity to develop a field complex, if an agreement can be made with Paducah Public Schools for use of the field.

Background

The following park issues were identified through site assessments and public input:

- No sign to identify as a city park
- Limited accessibility (ADA)
- Lack of walkways – Paved access to some park amenities is needed.
- Lacks perimeter trail
- Limited features

Park Improvement Recommendations

1. Develop a Park Master Plan to better determine which features will be included as well as their precise arrangement and location
2. Repurpose as a Soccer Complex in partnership with Paducah Schools
3. Develop two multipurpose rectangular fields and one smaller practice field
4. Add a playground
5. Add outdoor fitness equipment
6. Add accessible walks to all features
7. Pave and expand parking lot
8. Develop a perimeter trail loop
9. Develop a basketball court
10. Provide wayfinding signage to assist visitors in locating features
11. Add security cameras to improve safety and deter vandalism
12. Add site and security lighting
13. Develop a restroom building to serve the park and soccer complex
14. Add support amenities including drinking fountain with bottle filler, Wi-Fi hotspots, trees, landscaping, site furnishings, and entrance signage

Concept Plan

The concept plan for Midtown Park (renamed due to elimination of golf facilities) can be seen in Figure 8.3. This concept highlights the proposed multipurpose (soccer) fields but also offers Neighborhood Park features, including a playground, a half mile walking trail loop, a picnic shelter, basketball court, and fitness equipment. The existing picnic shelter would need to be removed to make room for field space. A restroom building is included that would serve park users and the field complex.

Figure 8.3: Midtown Park Concept Plan



8.4.7 Oak Grove Cemetery

Background

Oak Grove Cemetery is a historic site and a popular destination for walking in Paducah.

Park Improvement Recommendations

1. Add entrance and wayfinding signage (in progress)
2. Add benches
3. Upgrade roads
4. Improve drainage
5. Renovate office building
6. Renovate maintenance building

8.4.8 Paducah Recreation Center

Improvement needs should be evaluated as part of Recreation Center planning.

8.4.9 Parks and Recreation Offices and Classrooms/Paducah-McCracken County Senior Center

Improvement needs should be evaluated as part of Recreation Center planning.

8.4.10 Paxton Park Golf Course

Background

The following park issues were identified through site assessments and public input:

- Erosion along streams
- Condition of parking lot

Park Improvement Recommendations

1. Complete erosion abatement along streams (started)
2. Upgrade the parking lot
3. Add netting on the driving range to prevent balls from leaving the range

8.4.11 Riverfront Park

Background

The Riverfront Park includes the Transient Dock, Schultz Park, and additional land that has not yet been developed. A master plan previously developed for the site; however, due its location within an Opportunity Zone and the proposed TIF district, some of the property is likely to be developed for commercial uses. As a result, the master plan should be updated once decisions on development have been made.

Park Improvement Recommendations

1. Develop a Park Master Plan Update based on changes to other plans at the site in order to better determine which features will be included and their precise arrangement
2. Develop a downtown playground with shade in response to public requests and to fill a gap in services
3. Complete Greenway Trail Phase IV (funded) and through Schultz Park

-
4. Develop plaza space with an event lawn and stage to utilize in conjunction with the Wilson Stage to allow more and larger events
 5. Consider providing bench swings along the river
 6. Provide a location for public art installations
 7. Develop the pergola walk indicated in the park master plan
 8. Provide a restroom building
 9. Consider outdoor games such as corn hole, ping pong, or foosball
 10. Include outdoor fitness equipment
 11. Provide accessible walks to all features
 12. Add security cameras to improve safety and deter vandalism
 13. Add site and security lighting
 14. Provide wayfinding signage at multiple locations to assist visitors in locating features
 15. Develop interpretive signage throughout the site (will require a signage plan)
 16. Add support amenities including drinking fountain with bottle filler, Wi-Fi hotspots, trees, landscaping, site furnishings, and entrance signage

8.4.12 Robert Cherry Civic Center (0.9 acres)

Improvement needs should be evaluated as part of Recreation Center planning.

8.5 NATURAL AREAS/OPEN SPACE

8.5.1 Albert Jones Park

Background

The following park issues were identified through site assessments and public input:

- Lack of features
- Condition of trail
- Lack of sidewalks to trail

Park Improvement Recommendations

1. Develop a Park Master Plan to better determine which features will be included as well as their precise arrangement and location
2. Add a playground
3. Add site and security lighting
4. Add accessible walks to all features
5. Resurface asphalt walking path
6. Add outdoor fitness equipment along walking path
7. Develop a picnic shelter (medium)
8. Add ADA parking along alleys
9. Develop a neighborhood feature based on the preferences of the nearby residents as determined through neighborhood outreach
10. Add support amenities including drinking fountain with bottle filler, trees, landscaping, and site furnishings

8.5.2 Caldwell Park

Background

The following park issues were identified through site assessments and public input:

- No sign to identify as a city park
- Lack of features

Park Improvement Recommendations

1. Add a walkway to the memorial
2. Add support amenities including trees, landscaping, site furnishings, and entrance signage

8.5.3 Cherry Park

Background

The following park issues were identified through site assessments and public input:

- No sign to identify as a city park
- Lack of features

Park Improvement Recommendations

1. Develop a neighborhood feature based on the preferences of the nearby residents as determined through neighborhood outreach
2. Add support amenities including trees, landscaping, site furnishings, and entrance signage

8.5.4 Forrest Cove Park

Background

The following park issues were identified through site assessments and public input:

- No sign to identify as a city park
- Lack of features

Park Improvement Recommendations

1. Develop a neighborhood feature based on the preferences of the nearby residents as determined through neighborhood outreach
2. Add support amenities including trees, landscaping, site furnishings and entrance signage

8.5.5 Island Creek Sanctuary

Background

The following park issues were identified through site assessments and public input:

- Floodplain areas
- No sign to identify as a city park
- Lack of features

Park Improvement Recommendations

1. Add an entrance sign

-
2. Develop a nature trail loop with interpretive signage (including signage plan)
 3. Provide wayfinding signage to assist visitors in when navigating trails

8.5.6 Lanelle Park

Background

Lanelle Park is an undeveloped park in western Paducah in an area with limited access to park features. However, the park has a deed restriction that requires it to remain passive and does not allow pavement. Despite this restriction, it has the potential to meet some needs of residents.

The following park issues were identified through site assessments and public input:

- No sign to identify as a city park
- Lack of features
- Deed requires park remain passive – no pavement allowed

Park Improvement Recommendations

1. Develop a Park Master Plan to better determine which features will be included as well as their precise arrangement and location
2. Develop a nature play area to provide play opportunities for children while keeping with the passive nature of the site
3. Add a picnic shelter to provide a gathering space for the neighborhood
4. Develop a crushed stone walking trail loop
5. Add site and security lighting
6. Develop a small native tree arboretum with signage (requires signage plan)
7. Provide wayfinding signage to assist visitors in locating features
8. Add support amenities including drinking fountain with bottle filler, trees, landscaping, site furnishings, and entrance signage
9. Coordinate with adjacent church (Freedom Center) for parking and accessible walkways

Concept Plan

The concept plan for Lanelle Park can be seen in Figure 8.4. This concept shows a ¼ mile walking path throughout the park around the native tree arboretum. The park also features a nature play area with rocks and logs for climbing and a picnic shelter for gatherings. Since no pavement is allowed in the park, parking cannot be developed, but the adjoining church offers parking, presenting an opportunity for a partnership.

Figure 8.4: Lanelle Park Concept Plan



8.5.7 Ohio River Boat Launch

Background

The following park issues were identified through site assessments and public input:

- Floodplain areas – entire site
- No sign to identify as a city park
- Lack of features

Park Improvement Recommendations

1. Develop a restroom at the water pumping station along the Greenway Trail
2. Add support amenities including an entrance sign and site furnishings

8.5.8 Perkins Creek Nature Preserve

Perkins Creek Nature Preserve offers over 80 acres of natural area but is not yet open to the public. The last master plan recommended that the site should be developed as a Nature Park, and a master plan was later prepared for the property. However, none of the improvements have yet been implemented.

Background

The following park issues were identified through site assessments and public input:

- Floodplain areas – most of site
- No sign to identify as a city park
- Lack of features

Previously proposed facilities include:

- Wetlands restoration area
- Lowland woods boardwalk
- Stream restoration
- Suspension bridge and trail

Park Improvement Recommendations

1. Develop a Park Master Plan to better determine which features will be included as well as their precise arrangement and location
2. Develop an interpretive building with a restroom to provide a location for programs and to serve park users
3. Develop two picnic shelters
4. Develop a large nature play area to provide play opportunities for children while keeping with the passive nature of the site
5. Add security cameras to improve safety and deter vandalism
6. Develop nature trails throughout the park (≈2 miles)
7. Add site and security lighting
8. Develop interpretive signage throughout the site (will require a signage plan)
9. Provide wayfinding signage at multiple locations to assist visitors in locating features
10. Add support amenities including drinking fountain with bottle filler, Wi-Fi hotspots, trees, landscaping, site furnishings, and entrance signage
11. Develop a parking lot to support the features developed on the park

8.6 LINEAR PARKS/TRAILS

8.6.1 Floodwall Right-of-Way Trail

1. Utilize the Floodwall Right-of-Way to develop a Greenway Trail Extension
2. Develop a trail from Kolb Park to Bridge Street to Old Benton Road and to Irvin Cobb Blvd and to exit 11 along the levee and back to Husband Road

8.6.2 Greenway Trail

1. Add mile markers (every ¼ mile) and wayfinding markers
2. Add center striping along trail to increase visibility and safety
3. Add speed limit signs based on the designed speed of the trail and level of use
4. Complete Phases IV & V which are funded and under construction
5. Add bike repair stations along the trail at trailheads
6. Add drinking fountains with bottle fillers at trailheads

8.7 NEW PARKS

The text below outlines the features that should be included in the development of new parks in Paducah. The development of any new park should be preceded by the preparation of a detailed master plan for the property that utilizes community input. Potential locations for new parks are shown in Figure 7.1 in Chapter 7.

8.7.1 New Neighborhood Parks

Optimally, a Neighborhood Park should be minimum of 8 to 10 acres in size. The elements listed below should be included when developing a new Neighborhood Park in the northeastern portion of Paducah and any other future location.

Typical Neighborhood Park Elements include:

1. Small Playground
2. ½ Basketball Court (may be swapped for another feature at more passive parks)
3. Gathering Area/Small Picnic Shelter with Seating
4. Small Walking Trail
5. Good Circulation – Walkways/ADA access
6. Landscaping/Trees for Shade
7. Security/Lighting
8. Athletic Field – Practice or pick-up use (if adequate space exists)
9. Unique Neighborhood Determined Feature(s) – Based on local interest, could be sports, environmental, arts, etc.

8.7.2 New Mini Parks

Mini Parks (Pocket Parks) are a subset of Neighborhood Parks with a smaller footprint. These parks should include all of the items above if they can fit on the site with the exception of an athletic field and a walking trail. Mini Parks tend to be smaller than an athletic field and are likely too small to accommodate a trail loop long enough to interest users. Trails may, however, connect to or pass through a Mini Park.

8.8 PARK IMPROVEMENT COSTS

The cost estimates for park improvements are presented in Table 8.1. These cost estimates include new park development and follow-up planning studies. The total cost for all improvements will depend on which of the recommendations are ultimately implemented. However, the total cost for the projects described in this chapter comes to just under \$32.5 million. Land acquisition for new parks is not included in these estimates.

Construction items include a 20% contingency and 12% for design, survey, and bidding. Grant opportunities exist and should be explored for many of these improvements, particularly trail system development, helping to reduce the required contributions by the City of Paducah. Additionally, partnerships, including fundraising, should be considered as part of any improvement, particularly those with substantial capital costs.

Table 8.1: Capital Improvement Projects Cost Estimates

Park Name	Term	0-2 Years	3-5 Years	6-10 Years	Total	
Neighborhood Parks						
Brockenborough Rotary Health Park						
1	Shade over Fitness Equipment (Purchased)	Short	N/A	N/A	N/A	
2	Security Cameras	Short	\$40,000	\$0	\$0	\$40,000
3	Playground Shade Structures	Short	\$27,000	\$0	\$0	\$27,000
4	Wi-Fi Hotspots	Short	\$27,000	\$0	\$0	\$27,000
5	Trees and Landscaping	Short	\$13,000	\$0	\$0	\$13,000
6	Shaded Seating	Short	\$13,000	\$0	\$0	\$13,000
7	Entrance Signage	Short	\$7,000	\$0	\$0	\$7,000
8	Plaza Space	Medium	\$0	\$201,000	\$0	\$201,000
9	Picnic Shelter (Medium)	Medium	\$0	\$134,000	\$0	\$134,000
	Project Total		\$127,000	\$335,000	\$0	\$462,000
Independence Park						
1	Gate Removal (to prevent usage as a dog park)	Short	N/A	N/A	N/A	N/A
2	Site/Security Lighting	Short	\$13,000	\$0	\$0	\$13,000
3	Drinking Fountain with Bottle Filler	Short	\$8,000	\$0	\$0	\$8,000
4	Entrance Signage	Short	\$7,000	\$0	\$0	\$7,000
5	Site Furnishings (Benches/Bike Racks)	Short	\$7,000	\$0	\$0	\$7,000
6	Trees and Landscaping	Short	\$7,000	\$0	\$0	\$7,000
7	Drainage in Playground Area	Short	\$13,000	\$0	\$0	\$13,000
8	Playground	Medium	\$0	\$107,000	\$0	\$107,000
9	Neighborhood Feature	Long	\$0	\$0	\$54,000	\$54,000
	Project Total		\$55,000	\$107,000	\$54,000	\$216,000
Keiler Park						
1	ADA Walkways	Short	\$28,000	\$0	\$0	\$28,000
2	Parking Lot Paving/ADA Space	Short	\$20,000	\$0	\$0	\$20,000
3	Site/Security Lighting	Short	\$13,000	\$0	\$0	\$13,000
4	Drinking Fountain with Bottle Filler (Replacement)	Short	\$8,000	\$0	\$0	\$8,000
5	Trees and Landscaping	Short	\$7,000	\$0	\$0	\$7,000
6	Entrance Signage (at Parking Lot)	Short	\$7,000	\$0	\$0	\$7,000
7	Site Furnishings (Picnic Tables/Benches/Bike Racks)	Short	\$7,000	\$0	\$0	\$7,000
8	Restroom	Medium	\$0	\$268,000	\$0	\$268,000
9	Outdoor Fitness Equipment	Medium	\$0	\$67,000	\$0	\$67,000
10	Wi-Fi Hotspots	Medium	\$0	\$13,000	\$0	\$13,000
11	Neighborhood Feature	Long	\$0	\$0	\$67,000	\$67,000
	Project Total		\$90,000	\$348,000	\$67,000	\$505,000
Kolb Park						
1	ADA Walkways	Short	\$23,000	\$0	\$0	\$23,000
2	Site/Security Lighting	Short	\$13,000	\$0	\$0	\$13,000
3	Trees and Landscaping	Short	\$13,000	\$0	\$0	\$13,000
4	Site Furnishings (Grills/Picnic Tables/Benches/Bike Racks)	Short	\$13,000	\$0	\$0	\$13,000
5	Upgrade Backstop	Short	\$13,000	\$0	\$0	\$13,000
6	Wi-Fi Hotspots	Short	\$13,000	\$0	\$0	\$13,000
7	Parking Lot Paving/ADA Space	Short	\$12,000	\$0	\$0	\$12,000
8	Drinking Fountain with Bottle Filler	Short	\$8,000	\$0	\$0	\$8,000
9	Entrance Signage	Short	\$7,000	\$0	\$0	\$7,000
10	Restroom Renovation	Medium	\$0	\$150,000	\$0	\$150,000

Table 8.1: Capital Improvement Projects Cost Estimates (Continued)

Park Name		Term	0-2 Years	3-5 Years	6-10 Years	Total
11	Perimeter Trail Loop (Connect to Sidewalk)	Medium	\$0	\$32,000	\$0	\$32,000
12	Playground Replacement	Long	\$0	\$0	\$134,000	\$134,000
13	Neighborhood Feature	Long	\$0	\$0	\$67,000	\$67,000
14	Playground Shade Structures	Long	\$0	\$0	\$27,000	\$27,000
Project Total			\$115,000	\$182,000	\$228,000	\$525,000
Langstaff Park						
1	Playground Replacement	Short	\$134,000	\$0	\$0	\$134,000
2	Site/Security Lighting	Short	\$13,000	\$0	\$0	\$13,000
3	Trees and Landscaping	Short	\$13,000	\$0	\$0	\$13,000
4	Site Furnishings (Grills/Picnic Tables/Benches/Bike Racks)	Short	\$13,000	\$0	\$0	\$13,000
5	ADA Walkways	Short	\$9,000	\$0	\$0	\$9,000
6	Drinking Fountain with Bottle Filler	Short	\$8,000	\$0	\$0	\$8,000
7	Entrance Signage	Short	\$7,000	\$0	\$0	\$7,000
8	Perimeter Trail Loop	Medium	\$0	\$35,000	\$0	\$35,000
9	Basketball Half Court	Medium	\$0	\$27,000	\$0	\$27,000
10	Neighborhood Feature	Long	\$0	\$0	\$67,000	\$67,000
Project Total			\$197,000	\$62,000	\$67,000	\$326,000
Robert Coleman Park						
1	Wi-Fi Hotspots	Short	\$27,000	\$0	\$0	\$27,000
2	ADA Walkways	Short	\$23,000	\$0	\$0	\$23,000
3	Concrete Bleacher Pads	Short	\$13,000	\$0	\$0	\$13,000
4	Site/Security Lighting	Short	\$13,000	\$0	\$0	\$13,000
5	Trees and Landscaping	Short	\$13,000	\$0	\$0	\$13,000
6	Site Furnishings (Trash Receptacles/Bike Racks)	Short	\$13,000	\$0	\$0	\$13,000
7	Drinking Fountain with Bottle Filler	Short	\$8,000	\$0	\$0	\$8,000
8	Playground Replacement	Medium	\$0	\$134,000	\$0	\$134,000
9	Outdoor Fitness Equipment	Medium	\$0	\$67,000	\$0	\$67,000
10	Playground Shade Structures	Medium	\$0	\$27,000	\$0	\$27,000
11	Restroom Building Roof Replacement & Repairs	Medium	\$0	\$27,000	\$0	\$27,000
12	Sprayground Improvements	Medium	\$0	\$20,000	\$0	\$20,000
13	Restroom building for park	Long	\$0	\$0	\$268,000	\$268,000
14	Neighborhood Feature	Long	\$0	\$0	\$67,000	\$67,000
Project Total			\$110,000	\$275,000	\$335,000	\$720,000
Voor Park						
1	Site/Security Lighting	Short	\$13,000	\$0	\$0	\$13,000
2	Entrance Signage	Short	\$7,000	\$0	\$0	\$7,000
3	Trees and Landscaping	Short	\$7,000	\$0	\$0	\$7,000
4	ADA Parking off of Alley	Short	\$5,000	\$0	\$0	\$5,000
5	Playground	Medium	\$0	\$107,000	\$0	\$107,000
6	Basketball Restripe/Goal Replacement	Medium	\$0	\$34,000	\$0	\$34,000
7	ADA Walkways	Medium	\$0	\$9,000	\$0	\$9,000
8	Drinking Fountain with Bottle Filler	Medium	\$0	\$8,000	\$0	\$8,000
9	Site Furnishings (Benches/Trash Receptacles/Bike Racks)	Medium	\$0	\$7,000	\$0	\$7,000
10	Neighborhood Feature	Long	\$0	\$0	\$67,000	\$67,000
11	Picnic Shelter (Small)	Long	\$0	\$0	\$40,000	\$40,000
Project Total			\$32,000	\$165,000	\$107,000	\$304,000
Community and Regional Parks						
Noble Park						
1	Park Master Plan Update	Short	\$40,000	\$0	\$0	\$40,000
2	Indoor Recreation Center with Aquatic Center	Short	TBD	TBD	TBD	TBD
3	Peck Addition Nature Area	Short	\$536,000	\$0	\$0	\$536,000
4	Dog Park in Anna Baumer Area	Short	\$201,000	\$0	\$0	\$201,000
5	Security Cameras	Short	\$201,000	\$0	\$0	\$201,000
6	Shelters - Upgrades/Replacements (Small)	Short	\$134,000	\$0	\$0	\$134,000
7	Wi-Fi Hotspots	Short	\$80,000	\$0	\$0	\$80,000
8	Site/Security Lighting	Short	\$40,000	\$0	\$0	\$40,000
9	Trees and Landscaping/Tree Replacement Program	Short	\$27,000	\$0	\$0	\$27,000
10	Anna Baumer Building Renovation	Medium	\$0	TBD	TBD	TBD
11	Arts and Crafts Building Renovation	Medium	\$0	TBD	TBD	TBD
12	Pool House Renovation	Medium	\$0	TBD	TBD	TBD
13	Pool Pump House Renovation	Medium	\$0	TBD	TBD	TBD

Table 8.1: Capital Improvement Projects Cost Estimates (Continued)

Park Name	Term	0-2 Years	3-5 Years	6-10 Years	Total	
14	Perimeter Trail Loop	Medium	\$0	\$579,000	\$0	\$579,000
15	Shelters (Medium) - New (3)	Medium	\$0	\$220,000	\$0	\$220,000
16	Pickleball Courts (4)	Medium	\$0	\$134,000	\$0	\$134,000
17	Outdoor Fitness Equipment	Medium	\$0	\$134,000	\$0	\$134,000
18	Parking Lot Paving/ADA Spaces (Basketball/Tennis)	Medium	\$0	\$74,000	\$0	\$74,000
19	Disc Golf Course (18 holes)	Medium	\$0	\$67,000	\$0	\$67,000
20	Playground Shade Structures	Medium	\$0	\$54,000	\$0	\$54,000
21	ADA Walkways	Medium	\$0	\$47,000	\$0	\$47,000
22	Sand Volleyball Courts (2) - Replacement	Medium	\$0	\$27,000	\$0	\$27,000
23	Site Furnishings (Benches/Trash Receptacles/Bike Racks)	Medium	\$0	\$27,000	\$0	\$27,000
24	Interpretive Signage (including Signage Plan)	Medium	\$0	\$20,000	\$0	\$20,000
25	Wayfinding Signage	Medium	\$0	\$13,000	\$0	\$13,000
26	Outdoor Family Aquatic Center	Long	TBD	TBD	TBD	TBD
27	Trail lighting (every 75')	Long	\$0	\$0	\$566,000	\$566,000
28	Basketball Court Replacement (4)	Long	\$0	\$0	\$268,000	\$268,000
Project Total			\$1,259,000	\$1,396,000	\$834,000	\$3,489,000
Stuart Nelson Park						
1	Park Master Plan	Short	\$25,000	\$0	\$0	\$25,000
2	Ballfield Complex - Large (Replacement)	Medium	\$0	\$3,350,000	\$0	\$3,350,000
3	Ballfield Complex - Small	Medium	\$0	\$2,010,000	\$0	\$2,010,000
4	Parking Lot - New (500 Spaces)	Medium	\$0	\$705,000	\$0	\$705,000
5	Perimeter Trail Loop	Medium	\$0	\$523,000	\$0	\$523,000
6	Restroom/Concessions Buildings (2)	Medium	\$0	\$469,000	\$0	\$469,000
7	Satellite Maintenance Building	Medium	\$0	\$402,000	\$0	\$402,000
8	Playground Replacement - Large	Medium	\$0	\$268,000	\$0	\$268,000
9	Picnic Shelters (Medium) (2)	Medium	\$0	\$134,000	\$0	\$134,000
10	Playground (Additional) - Small	Medium	\$0	\$134,000	\$0	\$134,000
11	Security Cameras	Medium	\$0	\$80,000	\$0	\$80,000
12	Outdoor Fitness Equipment	Medium	\$0	\$67,000	\$0	\$67,000
13	ADA Walkways	Medium	\$0	\$56,000	\$0	\$56,000
14	Wi-Fi Hotspots	Medium	\$0	\$54,000	\$0	\$54,000
15	Site/Security Lighting	Medium	\$0	\$40,000	\$0	\$40,000
16	Picnic Shelter (Small) at Disc Golf	Medium	\$0	\$40,000	\$0	\$40,000
17	Disc Golf Course Improvements (tee boxes, benches, signage)	Medium	\$0	\$34,000	\$0	\$34,000
18	Trees and Landscaping	Medium	\$0	\$27,000	\$0	\$27,000
19	Drinking Fountain with Bottle Filler (3)	Medium	\$0	\$24,000	\$0	\$24,000
20	Connections to Adjacent Residential Complex	Medium	\$0	\$24,000	\$0	\$24,000
21	Site Furnishings (Benches/Trash Receptacles/Bike Racks)	Medium	\$0	\$20,000	\$0	\$20,000
22	Interpretive Signage (including Signage Plan)	Medium	\$0	\$20,000	\$0	\$20,000
23	Wayfinding Signage	Medium	\$0	\$13,000	\$0	\$13,000
Project Total			\$25,000	\$8,494,000	\$0	\$8,519,000
Special Use Parks						
Brooks Stadium Park						
1	Park Master Plan	Short	\$27,000	\$0	\$0	\$27,000
2	Parking Lot/Road Paving at Softball Field	Short	\$62,000	\$0	\$0	\$62,000
3	ADA Walkways	Short	\$61,000	\$0	\$0	\$61,000
4	Security Cameras	Short	\$60,000	\$0	\$0	\$60,000
5	Site/Security Lighting	Short	\$40,000	\$0	\$0	\$40,000
6	Wi-Fi Hotspots	Short	\$27,000	\$13,000	\$0	\$40,000
7	Drinking Fountain with Bottle Filler (3)	Short	\$24,000	\$0	\$0	\$24,000
8	Entrance Signage	Short	\$7,000	\$7,000	\$0	\$14,000
9	Trees and Landscaping	Short	\$13,000	\$0	\$0	\$13,000
10	Site Furnishings (Benches/Trash Receptacles/Bike Racks)	Short	\$13,000	\$0	\$0	\$13,000
11	Restroom/Locker Room Building (Requires a Liff Station)	Medium	\$0	\$370,000	\$0	\$370,000
12	Perimeter Trail Loop	Medium	\$0	\$209,000	\$0	\$209,000
13	Field Upgrades and Irrigation - Rugby and Soccer Field	Medium	\$0	\$134,000	\$0	\$134,000
14	Playground	Medium	\$0	\$134,000	\$0	\$134,000
15	Parking Lot Repaving - Stadium	Medium	\$0	\$124,000	\$0	\$124,000
16	Nature Trail Loop	Medium	\$0	\$70,000	\$0	\$70,000
17	Picnic Shelter (Medium)	Medium	\$0	\$67,000	\$0	\$67,000
18	Road Repaving - Picnic Area	Medium	\$0	\$53,000	\$0	\$53,000

Table 8.1: Capital Improvement Projects Cost Estimates (Continued)

Park Name		Term	0-2 Years	3-5 Years	6-10 Years	Total
19	Parking Lots for Playground and Shelter	Medium	\$0	\$40,000	\$0	\$40,000
20	Wayfinding Signage	Medium	\$0	\$13,000	\$0	\$13,000
Project Total			\$334,000	\$1,234,000	\$0	\$1,568,000
Dolly McNuff Memorial Plaza						
1	ADA Access	Short	\$27,000	\$0	\$0	\$27,000
2	Entrance Signage	Short	\$13,000	\$0	\$0	\$13,000
3	Fountain Equipment Replacement	Medium	\$0	\$67,000	\$0	\$67,000
4	Site Furnishings (Benches/Trash Receptacles/Bike Racks)	Medium	\$0	\$27,000	\$0	\$27,000
5	Tree Replacement Program	Medium	\$0	\$27,000	\$0	\$27,000
Project Total			\$40,000	\$121,000	\$0	\$161,000
Lang Park						
1	Granite Stair Repair	Short	\$27,000	\$0	\$0	\$27,000
2	Drinking Fountain with Bottle Filler	Short	\$8,000	\$0	\$0	\$8,000
3	Entrance Signage	Short	\$7,000	\$0	\$0	\$7,000
4	Perimeter Walk (8' Wide)	Medium	\$0	\$133,000	\$0	\$133,000
5	Picnic Shelter (Small)	Medium	\$0	\$67,000	\$0	\$67,000
6	Site/Security Lighting	Medium	\$0	\$13,000	\$0	\$13,000
7	Trees and Landscaping	Medium	\$0	\$13,000	\$0	\$13,000
8	Site Furnishings (Benches/Trash Receptacles/Bike Racks)	Medium	\$0	\$13,000	\$0	\$13,000
Project Total			\$42,000	\$239,000	\$0	\$281,000
LowerTown Texaco Park						
1	Entrance Signage	Short	\$7,000	\$0	\$0	\$7,000
2	Site/Security Lighting	Medium	\$0	\$7,000	\$0	\$7,000
Project Total			\$7,000	\$7,000	\$0	\$14,000
Market Square Art Park						
1	Entrance Signage	Short	\$7,000	\$0	\$0	\$7,000
2	Site/Security Lighting	Medium	\$0	\$7,000	\$0	\$7,000
Project Total			\$7,000	\$7,000	\$0	\$14,000
Midtown Golf Course						
1	Park Master Plan	Short	\$15,000	\$0	\$0	\$15,000
2	Repurpose as a Soccer Complex in partnership with Paducah Schools	Medium	N/A	N/A	N/A	N/A
3	Multipurpose Rectangular Fields (2)	Medium	\$0	\$268,000	\$0	\$268,000
4	Perimeter Trail Loop	Medium	\$0	\$241,000	\$0	\$241,000
5	Playground	Medium	\$0	\$134,000	\$0	\$134,000
6	Parking Lot/Road Paving	Medium	\$0	\$68,000	\$0	\$68,000
7	Basketball Court	Medium	\$0	\$67,000	\$0	\$67,000
8	Multipurpose Rectangular Fields - Small/Practice	Medium	\$0	\$67,000	\$0	\$67,000
9	Outdoor Fitness Equipment	Medium	\$0	\$67,000	\$0	\$67,000
10	Security Cameras	Medium	\$0	\$40,000	\$0	\$40,000
11	ADA Walkways	Medium	\$0	\$38,000	\$0	\$38,000
12	Trees and Landscaping	Medium	\$0	\$27,000	\$0	\$27,000
13	Site Furnishings (Benches/Trash Receptacles/Bike Racks)	Medium	\$0	\$20,000	\$0	\$20,000
14	Wi-Fi Hotspots	Medium	\$0	\$13,000	\$0	\$13,000
15	Wayfinding Signage	Medium	\$0	\$13,000	\$0	\$13,000
16	Site/Security Lighting	Medium	\$0	\$13,000	\$0	\$13,000
17	Drinking Fountain with Bottle Filler	Medium	\$0	\$8,000	\$0	\$8,000
18	Entrance Signage	Medium	\$0	\$7,000	\$0	\$7,000
19	Restroom Building	Long	\$0	\$0	\$235,000	\$235,000
Project Total			\$15,000	\$1,091,000	\$235,000	\$1,341,000
Oak Grove Cemetery						
1	Signage and Wayfinding in Progress	Short	\$13,000	\$0	\$0	\$13,000
2	Site Furnishings (benches)	Short	\$7,000	\$0	\$0	\$7,000
3	Roads Upgrades	Short	\$689,000	\$0	\$0	\$689,000
4	Drainage Improvements	Short	TBD	TBD	TBD	TBD
5	Office Building Renovation	Medium	\$0	\$156,000	\$0	\$156,000
6	Maintenance Building Renovation	Medium	\$0	\$571,000	\$0	\$571,000
Project Total			\$709,000	\$727,000	\$0	\$1,436,000
Paducah Recreation Center						
1	TBD as Part of Recreation Center Planning		\$0	\$0	\$0	\$0
Project Total			\$0	\$0	\$0	\$0

Table 8.1: Capital Improvement Projects Cost Estimates (Continued)

Park Name		Term	0-2 Years	3-5 Years	6-10 Years	Total
Paducah-McCracken County Senior Center						
1	TBD as Part of Recreation Center Planning		\$0	\$0	\$0	\$0
Project Total			\$0	\$0	\$0	\$0
Parks and Recreation Offices and Classrooms						
1	TBD as Part of Recreation Center Planning		\$0	\$0	\$0	\$0
Project Total			\$0	\$0	\$0	\$0
Paxton Park Golf Course						
1	Erosion Abatement along streams	Medium	\$0	\$134,000	\$0	\$134,000
2	Netting on Driving Range	Medium	\$0	\$134,000	\$0	\$134,000
3	Parking Lot Upgrades	Medium	\$0	\$116,000	\$0	\$116,000
4	Equipment Replacement	Medium	\$0	\$67,000	\$0	\$67,000
Project Total			\$0	\$451,000	\$0	\$451,000
Riverfront Plaza/Schultz Park						
1	Park Master Plan Update	Short	\$25,000	\$0	\$0	\$25,000
2	Public Art	Short	TBD	TBD	\$0	TBD
3	Pergola Walk	Short	TBD	TBD	\$0	TBD
4	Greenway Trail Phase IV (Funded)	Short	N/A	N/A	N/A	N/A
5	Playground	Short	\$268,000	\$0	\$0	\$268,000
6	Bench Swings	Short	\$134,000	\$0	\$0	\$134,000
7	Security Cameras	Short	\$60,000	\$0	\$0	\$60,000
8	Playground Shade Structures	Short	\$54,000	\$0	\$0	\$54,000
9	Wi-Fi Hotspots	Short	\$27,000	\$0	\$0	\$27,000
10	Drinking Fountain with Bottle Filler	Short	\$8,000	\$16,000	\$0	\$24,000
11	Wayfinding Signage	Short	\$7,000	\$7,000	\$0	\$14,000
12	Entrance Signage	Short	\$7,000	\$0	\$0	\$7,000
13	Plaza Space	Medium	TBD	TBD	TBD	TBD
14	Event Lawn with Stage	Medium	TBD	TBD	TBD	TBD
15	Restroom Building	Medium	\$0	\$235,000	\$0	\$235,000
16	Outdoor Games	Medium	\$0	\$134,000	\$0	\$134,000
17	Outdoor Fitness Equipment	Medium	\$0	\$67,000	\$0	\$67,000
18	ADA Walkways	Medium	\$0	\$38,000	\$0	\$38,000
19	Site/Security Lighting	Medium	\$0	\$27,000	\$0	\$27,000
20	Interpretive Signage (including Signage Plan)	Medium	\$0	\$20,000	\$0	\$20,000
21	Trees and Landscaping	Medium	\$0	\$13,000	\$0	\$13,000
22	Site Furnishings (Benches/Trash Receptacles/Bike Racks)	Medium	\$0	\$13,000	\$0	\$13,000
23	Greenway Trail Shultz Park	Long	\$0	\$0	\$434,000	\$434,000
Project Total			\$590,000	\$570,000	\$434,000	\$1,594,000
Robert Cherry Civic Center						
1	TBD as Part of Recreation Center Planning		\$0	\$0	\$0	\$0
Project Total						
Natural Areas/Open Space/Trails						
Albert Jones Park						
1	Park Master Plan	Short	\$10,000	\$0	\$0	\$10,000
2	Playground	Medium	\$0	\$107,000	\$0	\$107,000
3	Outdoor Fitness Equipment	Medium	\$0	\$67,000	\$0	\$67,000
4	Picnic Shelter (Medium)	Medium	\$0	\$67,000	\$0	\$67,000
5	Neighborhood Feature	Medium	\$0	\$54,000	\$0	\$54,000
6	Site Lighting	Medium	\$0	\$40,000	\$0	\$40,000
7	Accessible Walkways	Medium	\$0	\$19,000	\$0	\$19,000
9	Resurface Asphalt Path - Widen to 5'	Medium	\$0	\$18,000	\$0	\$18,000
7	Drinking Fountain with Bottle Filler	Medium	\$0	\$8,000	\$0	\$8,000
8	Site Furnishings (Benches/Trash Receptacles/Bike Racks)	Medium	\$0	\$7,000	\$0	\$7,000
8	Trees and Landscaping	Medium	\$0	\$7,000	\$0	\$7,000
9	Parking along Alleys	Medium	\$0	\$5,000	\$0	\$5,000
Project Total			\$10,000	\$399,000	\$0	\$409,000
Caldwell Park						
1	Entrance Signage	Short	\$7,000	\$0	\$0	\$7,000
2	Site Furnishings (Benches/Trash Receptacles)	Medium	\$0	\$7,000	\$0	\$7,000

Table 8.1: Capital Improvement Projects Cost Estimates (Continued)

Park Name		Term	0-2 Years	3-5 Years	6-10 Years	Total
3	Trees and Landscaping	Medium	\$0	\$7,000	\$0	\$7,000
4	Walk to Memorial	Medium	\$0	\$7,000	\$0	\$7,000
Project Total			\$7,000	\$21,000	\$0	\$28,000
Cherry Park						
1	Entrance Signage	Short	\$7,000	\$0	\$0	\$7,000
2	Neighborhood Feature	Medium	\$54,000	\$0	\$0	\$54,000
3	Trees and Landscaping	Medium	\$7,000	\$0	\$0	\$7,000
Project Total			\$68,000	\$0	\$0	\$68,000
Forrest Cove						
1	Entrance Signage	Short	\$7,000	\$0	\$0	\$7,000
2	Neighborhood Feature	Medium	\$54,000	\$0	\$0	\$54,000
3	Trees and Landscaping	Medium	\$7,000	\$0	\$0	\$7,000
Project Total			\$68,000	\$0	\$0	\$68,000
Island Creek Sanctuary						
1	Entrance Signage	Short	\$7,000	\$0	\$0	\$7,000
2	Nature Trail Loop	Medium	\$0	\$70,000	\$0	\$70,000
3	Interpretive Signage (including Signage Plan)	Medium	\$0	\$20,000	\$0	\$20,000
4	Wayfinding Signage	Medium	\$0	\$7,000	\$0	\$7,000
Project Total			\$7,000	\$97,000	\$0	\$104,000
Lanelle Park						
1	Park Master Plan	Short	\$25,000	\$0	\$0	\$25,000
2	Entrance Sign	Short	\$7,000	\$0	\$0	\$7,000
3	Nature Play Area	Medium	\$0	\$67,000	\$0	\$67,000
4	Picnic Shelter (Small)	Medium	\$0	\$40,000	\$0	\$40,000
5	Walking Paths (Crushed Stone)	Medium	\$0	\$35,000	\$0	\$35,000
6	Security Lighting	Medium	\$0	\$27,000	\$0	\$27,000
7	Interpretive/Arboretum Signage (including Signage Plan)	Medium	\$0	\$20,000	\$0	\$20,000
8	Wayfinding Signage	Medium	\$0	\$13,000	\$0	\$13,000
9	Drinking Fountain with Bottle Filler	Medium	\$0	\$8,000	\$0	\$8,000
10	Trees and Landscaping	Medium	\$0	\$7,000	\$0	\$7,000
11	Site Furnishings (Benches/Trash Receptacles)	Medium	\$0	\$7,000	\$0	\$7,000
12	Coordinate with Church for Parking and Access	Short	N/A	N/A	\$0	N/A
Project Total			\$32,000	\$224,000	\$0	\$256,000
Ohio River Boat Launch						
1	Entrance Sign	Short	\$7,000	\$0	\$0	\$7,000
2	Site Furnishings (Benches/Trash Receptacles)	Short	\$7,000	\$0	\$0	\$7,000
3	Restroom at Water Pumping Station on Greenway Trail	Long	\$0	\$0	\$268,000	\$268,000
Project Total			\$14,000	\$0	\$268,000	\$282,000
Perkins Creek Nature Preserve						
1	Park Master Plan Update	Short	\$10,000	\$0	\$0	\$10,000
2	Entrance Sign	Short	\$7,000	\$0	\$0	\$7,000
3	Nature Trails	Medium	\$0	\$241,000	\$0	\$241,000
4	Picnic Shelters (2)	Medium	\$0	\$161,000	\$0	\$161,000
5	Nature Play Area	Medium	\$0	\$134,000	\$0	\$134,000
6	Security Cameras	Medium	\$0	\$40,000	\$0	\$40,000
7	Parking Lot (20 Spaces)	Medium	\$0	\$40,000	\$0	\$40,000
8	Wi-Fi Hotspots	Medium	\$0	\$27,000	\$0	\$27,000
9	Security Lighting	Medium	\$0	\$27,000	\$0	\$27,000
10	Interpretive Signage (including Signage Plan)	Medium	\$0	\$20,000	\$0	\$20,000
11	Drinking Fountain with Bottle Filler	Medium	\$0	\$16,000	\$0	\$16,000
12	Wayfinding Signage	Medium	\$0	\$13,000	\$0	\$13,000
13	Site Furnishings (Benches/Trash Receptacles)	Medium	\$0	\$13,000	\$0	\$13,000
14	Trees and Landscaping	Medium	\$0	\$13,000	\$0	\$13,000
15	Restroom/Interpretive Building	Long	\$0	\$0	\$469,000	\$469,000
Project Total			\$17,000	\$745,000	\$469,000	\$1,231,000
Trails/Linear Park						
Floodwall Right-of-Way Trail						
1	Greenway Trail Extension	Long	\$0	\$0	\$1,206,000	\$1,206,000
2	Trail from Kolb Park to Bridge Street to Old Benton Road; to Irvin Cobb Blvd; to exit 11 along the levee; Back to Husband Road	Long	\$0	\$0	\$3,435,000	\$3,435,000
Project Total			\$0	\$0	\$4,641,000	\$4,641,000

Table 8.1: Capital Improvement Projects Cost Estimates (Continued)

Park Name	Term	0-2 Years	3-5 Years	6-10 Years	Total
Greenway Trail					
1	Phases IV & V Under Construction and Funded	Short	N/A	N/A	N/A
2	Center Striping	Short	\$32,000	\$0	\$32,000
3	Mile Markers (Every ¼ Mile) and Wayfinding Markers	Short	\$5,000	\$0	\$5,000
4	Speed Limit Signs	Short	\$2,000	\$0	\$2,000
5	Drinking Fountain with Bottle Filler	Medium	\$0	\$8,000	\$8,000
6	Bike Repair Station	Medium	\$0	\$3,000	\$3,000
Project Total			\$39,000	\$11,000	\$0
Systemwide					
1	Bike and Pedestrian Connectivity Plan	Short	\$75,000	\$0	\$75,000
2	ADA Accessibility Assessment (Required)	Short	\$75,000	\$0	\$75,000
4	Sports Complex	Short	TBD	TBD	TBD
5	New Park #1 - Neighborhood Park	Long	\$0	\$0	\$670,000
6	New Park #2 - Neighborhood Park	Long	\$0	\$0	\$670,000
7	New Park #3 - Neighborhood Park	Long	\$0	\$0	\$670,000
8	New Park #4 - Neighborhood Park	Long	\$0	\$0	\$670,000
9	New Park #5 - Mini Park	Long	\$0	\$0	\$536,000
Project Total			\$150,000	\$0	\$3,216,000
TOTAL PARKS			\$4,166,000	\$17,308,000	\$10,955,000
\$32,429,000					

*Values include 20% contingency and 12% for design, engineering, bidding, construction administration, etc. (except non-construction items)



ACTION PLAN

9.1 INTRODUCTION

The Action Plan table on the following pages (Table 9.1) provides a detailed list of recommendations for the 2019 Paducah Parks and Recreation Master Plan. These strategies represent specific actions for parks and recreation in the City of Paducah to take in order to implement this master plan.

9.2 ACTION PLAN STRATEGIES

These strategies are listed under the five (5) goals and 15 objectives from the Strategic Plan (Chapter 6). The legend at the top of the table identifies the abbreviations used throughout the table. Checkmarks indicate the timeframe for the completion of each strategy within the time periods of 0-2 years, 3-5 years, or 6-10 years. Some strategies are indicated as “Ongoing” as they apply to all timeframes or represent more general actions that should always be considered. A total count of strategies by timeframe is located at the end of the table in the corresponding columns.

The other columns provide information regarding the implementation of each strategy. “Category” describes the type of action within the following four options: capital (capital improvements); policy (guidelines for the Board of Commissioners and the Parks and Recreation Department, possibly including legislation); planning (long-term parks outlook, which includes conduction of studies); or operations. The column for “Agency” indicates who is expected to implement the strategy, usually Paducah Parks and Recreation or another city department. “Funding Source” indicates how the strategy should be funded or the type of funds used (operating or capital funds).

9.3 CAPITAL IMPROVEMENT RANKING

The steering committee reviewed potential solutions and recommendations and participated in an exercise to help establish capital improvement priorities for the Action Plan. Committee members were asked to rank each of the potential improvement projects with a High Priority (3), Medium Priority (2), Low Priority (1), or Not Needed (0).

The priority ranking was used to help rank the importance of improvements but not necessarily the order in which they should be developed. Table 9.2, located after the Action Plan, identifies the capital improvement ranking based on the average of the ranking for each item. These rankings were used as part of the process for recommending priorities along with public input and analyses completed throughout this master planning process.

Table 9.1: Action Plan

ACTION PLAN - 2019 PADUCAH PARKS AND RECREATION MASTER PLAN						
Legend of Abbreviations/Organizations						
Parks = Paducah Parks and Recreation						
City = City Commission, Other City Departments						
Partners = Other Organizations (foundations, businesses, schools, civic associations, state/federal grants, etc.)						
Goals, Objectives, and Strategies	Timeframe (Years)	Category	Agency	Funding Source	Revenue = Items that Generate Additional Revenue	
					0-2	3-5
Goal 1: Great Parks and Enhanced Facilities						
Targeted Outcome: Enhance and expand existing parks and develop high quality facilities that promote a sense of community and attract visitors						
Objective 1.1 – Gathering Spaces: Offer attractive and welcoming amenities that promote a sense of community and attract visitors						
Strategy 1.1.1: Develop a recreation center with an indoor aquatic center, gym, a fitness center, meeting rooms, classrooms, a kitchen, an aerobics/group fitness room, and offices at Noble Park	✓	Capital	Parks, City	CIP		
Strategy 1.1.2: Continue to develop Riverfront Plaza/Schultz Park as a destination park	✓	Planning	Parks	OP		
Strategy 1.1.3: Determine the potential reuse of the Robert Chery Civic Center once the new recreation center is developed	✓	Capital, Planning	Parks	CIP		
Strategy 1.1.4: Evaluate needs for the existing Paducah Recreation Center following the development of the new recreation center	✓	Capital	Parks	CIP		
Strategy 1.1.5: Renovate the Anna Baumer Building and the Arts and Crafts Building at Noble Park to keep these facilities available for community members to rent for events	✓	Capital	Parks	CIP		
Strategy 1.1.6: Develop the plaza space at Brockenborough Rotary Health Park for events	✓	Capital	Parks	CIP		
Strategy 1.1.7: Add picnic shelters at existing and future parks to expand access to these facilities and to promote opportunities for community gatherings (see Chapter 8 for locations)	✓	Capital	Parks	CIP		
Strategy 1.1.8: Develop a dog park in Anna Baumer Area to replace the dog park at Stuart Nelson (preserve existing trees)	✓	Capital	Parks	CIP		
Objective 1.2 – Sports: Provide modern venues for team and individual sports						
Strategy 1.2.1: Add basketball courts at Langstaff Park (half) and Midtown Golf Course and renovate courts at Noble and Voor Parks	✓	Capital	Parks	CIP	✓	
Strategy 1.2.2: Redevelop the baseball/softball diamonds at Stuart Nelson Park with a wagon wheel layout (a large and small complex) to draw tournaments and provide higher quality fields for Paducah youth sports (will require careful planning due to floodplain)	✓	Capital	Parks	CIP	✓	
Strategy 1.2.3: Add a restroom/concessions building at each field complex at Stuart Nelson Park and add a new paved parking lot to serve the ballfield complexes and park as a whole	✓	Capital	Parks	CIP	✓	
Strategy 1.2.4: Add pickleball courts at Noble Park to begin to meet the needs for this growing sport	✓	Capital	Parks	CIP	✓	
Strategy 1.2.5: Develop multipurpose fields for soccer and other sports at Midtown Golf Course as part of the redevelopment of the park as a Neighborhood Park	✓	Capital	Parks	CIP	✓	
Strategy 1.2.6: Continue to partner with McCracken County and McCracken County Sports Commission for the development of a new sports complex to bring tournaments to the area and provide needed fields for local sports leagues	✓	Capital, Partners	Parks, Partners	CIP, Partners	✓	
Strategy 1.2.7: Partner with the West Kentucky Disc Golf Club to develop a disc golf course in an underutilized portion of the site	Ongoing		Parks, Partners	OP, CIP		
Strategy 1.2.8: Develop a restroom/locker room building at the softball field at Brooks Stadium Park (will require a sewage lift station)	✓	Capital	Parks, Partners	CIP, Partners	✓	

Table 9.1: Action Plan (Continued)

Goals, Objectives, and Strategies	Timeframe (Years)			Category	Agency	Funding Source
	0-2	3-5	6-10			
Strategy 1.2.9: Upgrade and add irrigation at rugby and soccer fields at Brooks Stadium Park		✓		Capital	Parks, Partners	CIP, Partners
Objective 1.3 – Land Management: Focus acquisitions and development to conserve parkland and ensure open space for citizens of today and tomorrow						
Strategy 1.3.1: Acquire land contiguous to existing parks if it becomes available to allow for additional features and to increase the total amount of parkland available to residents	Ongoing			Capital, Policy	Parks, City	CIP
Strategy 1.3.2: Redevelop Midtown Golf Course as a Neighborhood Park and Soccer Complex with athletic field, a perimeter trail, a playground, a basketball court, a picnic shelter, and more	✓			Capital	Parks	CIP
Strategy 1.3.3: Seek opportunities for new Neighborhood Parks in the western and southeastern portions of the city as indicated in Figure 7.1; include features identified in Section 8.7 of Chapter 8		✓		Capital	Parks	CIP
Strategy 1.3.4: Develop Perkins Creek Nature Preserve as Nature Park with trails, picnic shelters, a nature play area, and more to provide access to nature for Paducah residents and a location for nature education classes	✓			Capital	Parks	CIP
Strategy 1.3.5: Develop Lanelle Park as a Passive Neighborhood Park and native species arboretum with a trail, a picnic shelter, and a nature play area	✓			Capital	Parks	CIP
Strategy 1.3.6: Seek opportunities for additional natural areas and open space if land becomes available	Ongoing			Capital, Planning	Parks, City	CIP
Strategy 1.3.7: Develop the Peck Addition Nature Area according to the existing master plan prepared by Bacon Farmer Workman Engineers	✓			Capital	Parks	CIP
Strategy 1.3.8: Redevelop Albert Jones Park as a Neighborhood Park with a playground, a picnic shelter, and more	✓			Capital	Parks	CIP
Goal 2: Improved Accessibility						
Targeted Outcome: Expand access to parks and facilities and increase connectivity between parks, nature, and the community						
Objective 2.1 – Inclusion: Develop accessible and enticing park features in response to community desires						
Strategy 2.1.1: Replace outdated and deteriorated playgrounds throughout the city and include unique or themed features at each park	✓	✓	✓	Capital	Parks	CIP
Strategy 2.1.2: Incorporate nature play structures as part of playground development and replacement	Ongoing			Capital, Planning	Parks	CIP
Strategy 2.1.3: Add outdoor fitness equipment at select parks (Albert Jones Park, Keiler Park, Riverfront Plaza, Robert Coleman Park, and Stuart Nelson Park) to expand opportunities for improved community health		✓		Capital	Parks	CIP
Strategy 2.1.4: Add features to existing climbing rocks at Independence Park to provide a fully functioning playground for local children		✓		Capital	Parks	CIP
Strategy 2.1.5: Develop neighborhood features at Neighborhood Parks based on the preferences of the nearby residents as determined through neighborhood outreach	Ongoing			Capital, Planning	Parks	OP, CIP
Strategy 2.1.6: Add a playground near the Alabama St loop in Brooks Stadium Park		✓		Capital	Parks	CIP
Strategy 2.1.7: Develop a downtown playground with shade in response to public requests and to fill a gap in services	✓			Capital	Parks	CIP
Objective 2.2 – Connectivity: Develop safe trails to encourage community connectivity, fitness, and recreation						
Strategy 2.2.1: Develop a bike and pedestrian connectivity plan to define the alignment and feasibility of corridors and smaller connecting spurs, sidewalk improvements, and on-road elements (should include update to 2009 Sidewalk Study)	✓			Capital, Planning	Parks, City	CIP, OP
Strategy 2.2.2: Develop design guidelines and estimates of probable costs as part of this planning process	✓			Capital, Planning	Parks, City	CIP, OP
Strategy 2.2.3: Prioritize improved safety when determining timelines for trails, sidewalks, and crossings	Ongoing			Capital, Policy	Parks, City	CIP, OP
Strategy 2.2.4: Extend the Greenway Trail through Riverfront Plaza and along the Floodwall Right-of Way	✓	✓	✓	Capital	Parks, City	CIP

Table 9.1: Action Plan (Continued)

Goals, Objectives, and Strategies	Timeframe (Years)			Category	Agency	Funding Source
	0-2	3-5	6-10			
Strategy 2.2.5: Develop a trail from Kolb Park to Bridge Street to Old Benton Road and to Irvin Cobb Blvd and to exit 11 along the levee and back to Husband Road			✓	Capital, Planning	Parks, City	CIP
Strategy 2.2.6: Develop a system of trails in Noble Park (≈2 miles)		✓		Capital	Parks	CIP
Strategy 2.2.7: Add paved trail loops within existing parks that lack this facility (Stuart Nelson Park, Brooks Stadium Park, Midtown Golf Course, Langstaff Park, Kolb Park, and Lang Park) and in any future parks		✓		Capital	Parks	CIP
Strategy 2.2.8: Add trail lighting to the future perimeter trail at Noble Park to allow extended use during months with limited daylight			✓	Capital	Parks	CIP
Strategy 2.2.9: Add a crushed stone perimeter trail around Lanelle Park	✓	✓		Capital	Parks	CIP
Strategy 2.2.10: Add support features along the Greenway Trail, including mile markers (every ¼ mile), wayfinding markers, center striping, speed limit signs, and bike repair stations	✓	✓		Capital	Parks, City	CIP
Strategy 2.2.11: Add natural surface trails in Brooks Stadium Park, Island Creek Sanctuary, and Perkins Creek Nature Preserve		✓		Capital	Parks	CIP
Strategy 2.2.12: Improve connectivity between parks and adjacent neighborhoods by adding connecting paths where possible	Ongoing			Capital, Planning	Parks, City	CIP
Objective 2.3 – Support: Ensure availability of amenities that ensure equal access needed for extended enjoyment of parks						
Strategy 2.3.1: Add support features throughout the park system such as shade structures, drinking fountains, security lighting, and trees/landscaping	Ongoing			Capital, Planning	Parks	N/A
Strategy 2.3.2: Add or upgrade restrooms at heavily used parks		✓		Capital	Parks	CIP
Strategy 2.3.3: Add Wi-Fi in high traffic areas, including buildings, athletic complexes, and event spaces	✓	✓		Capital	Parks	CIP, OP
Strategy 2.3.4: Develop and implement a consistent signage program for all city parks	✓	✓		Capital, Planning	Parks, City	CIP, OP
Strategy 2.3.5: Add security cameras at heavily used parks to improve safety and deter vandalism (See Chapter 8 for locations)	✓	✓		Capital	Parks	CIP
Strategy 2.3.6: Improve ADA access throughout the park system, including walkways to all facilities and seating areas	✓	✓	✓	Capital	Parks	CIP
Strategy 2.3.7: Develop interpretive signage throughout the park system (will require signage plans) to help visitors understand the natural features and history of Paducah Parks	Ongoing			Capital	Parks	CIP
Strategy 2.3.8: Provide wayfinding signage at multiple locations within parks to assist visitors in locating features	Ongoing			Capital	Parks	CIP
Strategy 2.3.9: Establish a tree replacement program to maintain and improve the tree canopy in Paducah Parks	✓			Capital	Parks	CIP
Strategy 2.3.10: Pave gravel parking lots at parks and add ADA spaces	✓	✓		Capital	Parks	CIP
Goal 3: Diverse Programs and Memorable Experiences						
Targeted Outcome: Offer a variety of first-class recreational programs that are diverse and welcoming for users of all ages and abilities						
Objective 3.1 – Community Impact: Contribute to health, wellness, and quality of life through parks and programs						
Strategy 3.1.1: Expand program offerings to meet unmet community needs, including adult fitness and wellness programs, the Riverfront Concert Series, and the Farmers Market	✓	✓		Operations	Parks	OP
Strategy 3.1.2: Examine unmet needs for youth and adult sports as indicated by public input and trends	✓			Operations	Parks	OP
Strategy 3.1.3: Utilize the Core Program Guidelines in Appendix D as a source for potential program offerings	Ongoing			Operations	Parks	OP

Table 9.1: Action Plan (Continued)

Goals, Objectives, and Strategies	Timeframe (Years)			Category	Agency	Funding Source
	0-2	3-5	6-10			
Strategy 3.1.4: Utilize new amenities developed at Paducah Parks and the Recreation Center for additional program opportunities, including nature programs, active adult, and fitness programs		Ongoing		Operations	Parks	OP
Strategy 3.1.5: Schedule more special events to bring the community together and encourage unity	✓			Operations	Parks	OP
Strategy 3.1.6: Increase capacity to host additional events, which were highly desired by residents to bring the community together	✓	✓	✓	Operations	Parks, Partners	OP
Strategy 3.1.7: Schedule more summer concerts and movies	✓			Operations	Parks, Partners	OP
Objective 3.2 – Accessibility: Ensure the availability of positive, convenient, and affordable programs and events to meet the evolving needs of the diverse population						
Strategy 3.2.1: Perform an ADA Accessibility Assessment of all facilities, programs, and communications (by an outside consultant)	✓			Capital	Parks	CIP
Strategy 3.2.2: Consider utilizing Noble Park, Oak Grove Cemetery, and other parks with significant historical structures as the foundation of a cultural history emphasis for the department		Ongoing		Operations	Parks	OP
Strategy 3.2.3: Develop therapeutic recreation programs and expand access for those with special needs to existing programs	✓			Operations	Parks	OP
Strategy 3.2.4: Develop programs to meet needs for more creative and cultural arts programs for both youth and adults		Ongoing		Operations	Parks	OP
Objective 3.3 – Innovation: Provide creative programs and events that respond to trends and reflect community desires						
Strategy 3.3.1: Add nature programming at Perkins Creek Nature Preserve, Lanelle Park, and the Peck Addition and potentially Island Creek Sanctuary		✓		Operations	Parks	OP
Strategy 3.3.2: Utilize nature trails for programming, including guided hikes and plant identification		Ongoing		Operations	Parks	OP
Strategy 3.3.3: Establish an annual assessment process to determine if Paducah should stop offering a program, continue offering a program, or start a new program	✓			Operations	Parks	OP
Strategy 3.3.4: Utilize new facilities, including the recreation center, outdoor fitness equipment, riverfront features, and more, for expanded program opportunities that result from the availability of these facilities		Ongoing		Operations	Parks	OP
Strategy 3.3.5: Continuously monitor trends in recreation, particularly amongst growing population groups, to ensure program offerings meet the needs of the community		Ongoing		Operations	Parks	OP
Strategy 3.3.6: Establish a pickleball program (indoor and outdoor) following the development of the required facilities		✓		Operations	Parks	OP
Goal 4: Effective Engagement						
Targeted Outcome: Inspire and engage the community to grow parks, inform users, and promote Paducah						
Objective 4.1 – Engagement: Engage the community to determine needs and identify barriers to park experiences						
Strategy 4.1.1: Formally recognize this master plan as the guiding document for park development, improvement, and operations	✓			Policy	City	N/A
Strategy 4.1.2: Establish an implementation committee to monitor timelines, measure progress, update priorities, and ensure continued enthusiasm for Master Plan goals and recommendations	✓			Policy	Parks, City	N/A
Strategy 4.1.3: Review and update this master plan at intervals not to exceed five years to evaluate progress and to reassess priorities		✓	✓	Policy	Parks, City	CIP
Strategy 4.1.4: Upgrade technology in parks for patrons and staff		Ongoing		Operations, Capital	Parks	OP, CIP
Strategy 4.1.5: Prepare Park Master Plans for Albert Jones Park, Brooks Stadium Park, Lanelle Park, Midtown Golf Course, Stuart Nelson Park, Noble Park (update), Riverfront Plaza (update), and Perkins Creek Nature Preserve (update)		Ongoing		Planning, Capital	Parks	OP, CIP
Strategy 4.1.6: Continue to evaluate the feasibility and demand for an outdoor aquatics center to replace Noble Park Pool		Ongoing		Planning, Capital	Parks, City	OP, CIP

Table 9.1: Action Plan (Continued)

Goals, Objectives, and Strategies	Timeframe (Years)			Category	Agency	Funding Source
	0-2	3-5	6-10			
Strategy 4.1.7: Improve website and expand social media presence	Ongoing			Operations	Parks	OP
Strategy 4.1.8: Engage Neighborhoods during park improvement process	Ongoing			Policy, Planning	Parks, City	OP
Strategy 4.1.9: Implement mobile apps to enhance park experiences	Ongoing			Operations	Parks	OP, CIP
Strategy 4.1.10: Inform users, partners, and citizens to what the true costs of services are	Ongoing			Operations	Parks	OP
Strategy 4.1.11: Know the demographics of the citizens that are served	Ongoing			Operations	Parks	OP
Strategy 4.1.12: Track population trends	Ongoing			Operations	Parks	OP
Objective 4.2 – Promotion: Raise awareness of parks and programs to increase participation and attract investment in Paducah						
Strategy 4.2.1: Promote conservation and sustainability efforts as they are implemented to encourage reduced levels of consumption and waste generation at the household and community levels	Ongoing			Operations	Parks	OP
Strategy 4.2.2: Brand and market active senior programs together under a separate program name, "Paducah Active Adults," and offer these programs at the new recreation center	✓			Operations	Parks	OP
Strategy 4.2.3: Group and market Paducah Active Adult programs to more active seniors	✓			Operations	Parks	OP
Strategy 4.2.4: Determine the agency's visual identity and messaging platform	✓			Operations	Parks	OP
Strategy 4.2.5: Identify standard formatting for all marketing and promotional efforts based on the messaging platform	✓			Operations	Parks	OP
Strategy 4.2.6: Identify a consistent brand as it relates to color, style, logo & placement, and promotional materials	✓			Operations	Parks	OP
Strategy 4.2.7: Upgrade park signage according to this branding	✓	✓		Operations	Parks	OP
Strategy 4.2.8: Expand marketing of programs and facilities to improve awareness of existing and future opportunities		Ongoing		Operations	Parks	OP
Objective 4.3 – Collaboration: Foster partnerships to meet the current and future needs of parks, recreation, and culture						
Strategy 4.3.1: Establish partnerships for nature education programs within Paducah parks	✓			Operations	Parks, Partners	OP
Strategy 4.3.2: Partner with other organizations, including the Paducah Convention & Visitors Bureau, McCracken County Sports Commission, and athletic leagues, to bring tournaments to Paducah and for the development of needed facilities, including the new sports complex	Ongoing			Operations	Parks, Partners	OP
Strategy 4.3.3: Develop consistent agreements with groups that utilize Paducah facilities that include associated costs	Ongoing			Policy	Parks, Partners	OP
Strategy 4.3.4: Develop working agreements with each partner with measurable outcomes and reviewed within a minimum of every two years	✓			Policy	Parks, Partners	OP
Strategy 4.3.5: Do not enter into any agreement unless agency costs are known, both indirect and direct, and know how much investment the partner is bringing to the agreement	Ongoing			Policy	Parks, Partners	OP
Strategy 4.3.6: Never allow private or not-for-profit groups to make money from Paducah facilities unless the city receives a share of the gross revenue	Ongoing			Policy	Parks, Partners	OP
Strategy 4.3.7: Have working, signed agreements with all partners	Ongoing			Policy	Parks, Partners	OP
Strategy 4.3.8: Privatize services where capital dollars are insufficient to maintain and operate the facility	Ongoing			Policy	Parks, Partners	OP

Table 9.1: Action Plan (Continued)

Goals, Objectives, and Strategies	Timeframe (Years)			Category	Agency	Funding Source
	0-2	3-5	6-10			
Strategy 4.3.9: Treat all vendors, contractors, and partners in a professional, consistent manner with a legal, signed contract		Ongoing		Policy	Parks, Partners	OP
Strategy 4.3.10: Seek opportunities to expand partnerships with local organizations to improve access to recreation facilities and programs		Ongoing		Policy	Parks, Partners	OP
Strategy 4.3.11: Establish policies for accepting sponsorships and selling naming rights		Ongoing		Policy, Planning	Parks, City	OP
Strategy 4.3.12: Partner with Paducah Public Schools and McCracken County for nature education programs at Perkins Creek Nature Preserve and other passive parks in Paducah		Ongoing		Policy	Parks, Partners	OP
Strategy 4.3.13: Seek partnerships with health providers for the operation and programming of the new recreation center at Noble Park and recreation programs offered within		Ongoing		Policy	Parks, Partners	OP
Strategy 4.3.14: Expand partnership with the Paducah-McCracken County Senior Center for transportation to the new recreation center for new active programs once established		Ongoing		Policy	Parks, Partners	OP
Strategy 4.3.15: Partner with schools to utilize Jetton Field (Paducah Tighman High School Soccer Field) adjacent to Midtown Golf Course to maximize its potential as a soccer complex		✓		Policy	Parks, Partners	OP
Strategy 4.3.16: Partner with health care providers to promote healthy lifestyles, including the expansion of senior programming at the Paducah-McCracken County Senior Center and the new recreation center		Ongoing		Policy	Parks, Partners	OP
Strategy 4.3.17: Partner with Paducah Public Schools and Brooks Stadium Commission for improvements and support amenities at athletic fields		Ongoing		Capital, Policy	Parks, Partners	OP, CIP
Goal 5: Efficient Operations						
Targeted Outcome: Utilize efficient, proactive management of staff and fiscally sound strategies to ensure a safe environment at parks						
Objective 5.1 – Structure: Develop an efficient organization of valued staff and volunteers that meets or exceeds national standards						
Strategy 5.1.1: Be a Mission driven agency; pay very close attention to the Mission of Parks and Recreation		Ongoing		Operations	Parks	OP
Strategy 5.1.2: Make sure actions and decisions always tie back to the mission		Ongoing		Operations, Policy	Parks	OP
Strategy 5.1.3: Consider expansion of programming coming from vendors and contractors through the private sector		✓		Operations	Parks	OP
Strategy 5.1.4: Stop maintaining features and spaces in the park system that are unused and remove them from the system		Ongoing		Operations	Parks	OP
Strategy 5.1.5: Create and implement professional and career development plans for management and supervisory staff		Ongoing		Operations	Parks	OP
Strategy 5.1.6: Identify and allocate funding for critical staff development opportunities (including conferences, training, memberships, etc.) with consideration to licensure and certification requirements		Ongoing		Operations	Parks	OP
Strategy 5.1.7: Encourage continued staff training for leadership and continued growth within their respective fields		Ongoing		Operations	Parks	OP
Strategy 5.1.8: Encourage management level staff to attend professional development programs offered by state, regional, and national training organizations		Ongoing		Operations	Parks	OP
Objective 5.2 – Finances: Implement operational practices and funding strategies to maximize the quality and effectiveness of parks, facilities, and programs						
Strategy 5.2.1: Increase cost recovery from the current level (10%) to 25% (halfway between current and benchmark)		✓		Policy	Parks	N/A
Strategy 5.2.2: Identify direct and indirect costs of programs and establish and adjust fees accordingly		Ongoing		Operations	Parks	OP
Strategy 5.2.3: Encourage the creation of the Paducah Parks Foundation to raise funds and recruit and organize volunteers		✓		Operations	Parks	Revenue
Strategy 5.2.4: Seek grants and apply to foundations for funding for projects to enhance the park system, consistent with the mission of Parks and Recreation with consideration to associated costs to the city		✓		Operations	Parks	Revenue

Table 9.1: Action Plan (Continued)

Goals, Objectives, and Strategies	Timeframe (Years)			Category	Agency	Funding Source
	0-2	3-5	6-10			
Strategy 5.2.5: Identify potential revenue sources at community events, including sponsorships and entry fees		Ongoing		Operations	Parks	Revenue
Strategy 5.2.6: Find dedicated funding sources that can be counted on annually	✓			Operations	Parks	Revenue
Strategy 5.2.7: Seek philanthropists in the community to support the agency's causes		Ongoing		Operations	Parks	Revenue
Strategy 5.2.8: Utilize a Parks Foundation to raise funds for facilities and programs		Ongoing		Operations	Parks	Revenue
Strategy 5.2.9: Know the value of assets (not including land) and where those assets are in their life cycle		Ongoing		Operations, Policy	Parks	OP
Strategy 5.2.10: Develop an annual revenue plan for Parks and Recreation		Ongoing		Operations, Policy	Parks	OP
Strategy 5.2.11: Know the true costs to deliver services (direct and indirect costs)		Ongoing		Operations, Policy	Parks	OP
Strategy 5.2.12: Increase maintenance budget to accommodate new facilities and programs	✓			Operations, Planning	Parks	OP
Strategy 5.2.13: Classify the agency's services by how they fit into the agency's mission		Ongoing		Operations	Parks	OP
Strategy 5.2.14: Price services furthest away from the mission at full cost recovery levels		Ongoing		Operations	Parks	OP
Strategy 5.2.15: Establish a fee to reserve picnic shelters for 2-hour increments and buildings for half days (with an hour between reservations) to allow additional use of existing facilities	✓			Operations	Parks	Revenue
Strategy 5.2.16: Control labor costs		Ongoing		Operations	Parks	OP
Objective 5.3 – Maintenance: Ensure adequate maintenance and equipment replacement policies and procedures to promote safe parks and facilities						
Strategy 5.3.1: Improve maintenance at parks, including natural areas	✓			Policy	City	OP
Strategy 5.3.2: Implement conservation policies and sustainable practices for development and management of park properties		Ongoing		Policy	Parks, City	OP
Strategy 5.3.3: Utilize parks as examples of Best Management Practices (BMP) for stormwater detention, recycling, etc.		Ongoing		Policy	Parks, City	OP
Strategy 5.3.4: Determine maintenance standards that identify the number of employees required to maintain one acre of parkland and consider these costs when adding parkland to the system	✓			Operations	Parks	OP
Strategy 5.3.5: Develop a capital maintenance and replacement program (will require an increased parks and recreation capital budget more in line with other communities)	✓			Operations	Parks, City	OP, CIP
Strategy 5.3.6: Complete erosion abatement along streams in Paxton Park Golf Course (started)		✓		Capital	Parks	CIP
Strategy 5.3.7: Add netting on the diving range at Paxton Park Golf Course to prevent balls from leaving the range		✓		Capital	Parks	CIP
Totals by Timeframe	52	39	10			
Total Number of Strategies = 139	Ongoing = 61					

Table 9.2: Capital Projects Priority Ranking

Steering Committee Members were asked to indicate a High Priority (3), Medium Priority (2), Low Priority (1), or Not Needed (0) for each item on the list. The priority ranking is for the level of importance of the improvements and not necessarily the order in which they will be developed.

Capital Projects Rank - High (3), Medium (2), Low (1), or Not Needed (0).		
Priority Level	Priority Rank	Capital Improvement
2.89	1	All parks - ADA walkways and access
2.85	2	Redevelop Stuart Nelson Park as a quality Baseball and Softball Complex. Requires moving the dog park to Bob Noble Park. To be further explored in the upcoming Sports Park Project.
2.75	3	New Recreation/Aquatic Center with indoor gyms, walking track, natatorium, fitness areas, meeting/event rooms, etc. Scope to be determined in Recreation Center Planning and Design Project.
2.65	4	All Parks - Improved Site Security with Cameras and Lighting
2.55	5 tie	New Restrooms - Keiler, Robert Coleman, Brooks Stadium (with locker room), Midtown, Riverfront Plaza/Schultz Park, Ohio River Boat Launch (along Greenway Trail on levee), Perkins Creek Nature Preserve, Bob Noble (upgrades)
2.55	5 tie	Riverfront Plaza/Schultz Park - Develop as a destination riverfront park with event space, plazas, overlooks, etc.
2.53	7	Replace the County Soccer Complex - Will be part of the Sports Complex Project
2.45	8	Redevelop Midtown Golf Course as a sports park with soccer fields in cooperation with Paducah City Schools to provide soccer fields within the City.
2.40	9	Playground Replacements - Kolb, Langstaff, Robert Coleman
2.35	10	Shade at playgrounds - Kolb, Robert Coleman, Brockenborough Rotary Health Park, and at new playgrounds
2.25	11 tie	All Parks - Existing Park Facility Improvements and Replacements
2.25	11 tie	Park Master Plans - Bob Noble (Update), Stuart Nelson, Brooks Stadium, Midtown, Albert Jones, Lanelle, Perkins Creek Nature Preserve (Update)
2.25	11 tie	Bike and Pedestrian Connectivity Plan
2.15	14 tie	Basketball Courts - Langstaff (half), Voor (reconditioned), Bob Noble (reconditioned)
2.15	14 tie	New Playgrounds - Independence, Stuart Nelson, Riverfront Plaza/Schultz Park, Albert Jones, Lanelle (nature play), Perkins Creek (nature play), Voor
2.15	14 tie	Bob Noble Park - Light trail for evening use
2.15	14 tie	Perkins Creek Nature Preserve - Develop as an environmental education center with nature trails, education shelter, nature play area, footbridge, and outdoor classroom
2.11	18	Brooks Stadium Park - Upgrade and improve all rectangular fields (soccer and rugby - regrade and irrigate)
2.10	19	Add Drinking Fountains with Bottle Fillers at Most Parks

Table 9.2: Capital Projects Priority Ranking (Continued)

Capital Projects Rank - High (3), Medium (2), Low (1), or Not Needed (0).	
Priority Level	Capital Improvement
2.00	20 tie All Parks - Trees and Landscaping
2.00	20 tie Nature Trails - Perkins Creek Nature Preserve, Bob Noble (Peck Addition), Brooks Stadium, Island Creek Sanctuary, Lanelle
2.00	20 tie Picnic shelters - Brockenborough Rotary Health Park, Voor Park, Brooks Stadium, Lang Park, Midtown, Lanelle Park, Perkins Creek
2.00	20 tie Bob Noble Park - Add pickleball courts and replace sand volleyball courts
1.90	24 tie All Parks - Upgrade/Replace Site Furnishings (Benches, bike racks, trash receptacles, etc.)
1.90	24 tie Parking and Roadway Replacement/Upgrades - Keiler, Kolb, Voor, Stuart Nelson, Brooks Stadium, Midtown, Paxton, Oak Grove Cemetery, Albert Jones, Perkins Creek
1.90	24 tie Perimeter Trail Loops - Kolb, Langstaff, Bob Noble, Stuart Nelson, Brooks Stadium, Midtown Park
1.90	24 tie Wayfinding signage - Brooks Stadium, Noble, Stuart Nelson, Oak Grove Cemetery (in progress), Midtown, Riverfront Plaza/Schultz Park, Island Creek Sanctuary, Lanelle, Perkins Creek Nature Preserve
1.85	28 Dog Park - Bob Noble Park - Anna Baumer Area
1.75	29 All Parks - Consistent Entry Signs at all parks
1.74	30 New Mini-Park #5 - Along proposed trail in South Paducah
1.70	31 tie Greenway Trail - Mile markers, center striping, bike repair stations, drinking fountains, etc.
1.70	31 tie Trail from Kolb Park to Bridge Street; to Old Benton Road; to Irvin Cobb Blvd.; to Exit 11 along levee; back to Husband Road.
1.65	33 Bob Noble Park - Perimeter trail
1.63	34 Wi-Fi Hotspots at select larger parks - Noble, Brockenborough Rotary health Park, Keiler, Kolb, Robert Coleman, Bob Noble, Stuart Nelson, Brooks Stadium, Midtown, Paxton, Riverfront Plaza, Schultz Park, Dolly McNuff, Perkins Creek Nature Preserve
1.60	35 All Parks - Implement a Tree Planting and Reforestation Plan
1.53	36 New Neighborhood Park #1 - West Paducah east of I-24 and south of Hinkleville Road. (Friedman Lane Area)
1.50	37 Brockenborough Rotary Health Park Performance Plaza
1.45	38 Paxton Golf Course - Netting along driving range; and stream erosion abatement
1.40	39 Outdoor Fitness Equipment - Keiler, Robert Coleman, Bob Noble, Stuart Nelson, Riverfront Plaza/Schultz Park
1.37	40 New Neighborhood Park #2 - Near Lone Oak Area west of I-24 and between Lone Oak Rd. and US 62
1.32	41 New Neighborhood Park #4 - East of I-24 and between Lone Oak Rd. and Alben Barkley Drive (US 62)
1.30	42 New Neighborhood Park #3 - South of Hinkleville Rd/Park Ave.

APPENDIX A - METHODOLOGY

A.1 SERVICE AREA ANALYSIS

The spatial distribution of parks throughout Paducah is important because residents are more able and willing to access facilities that are close to their homes. For this analysis, travel times (walking or driving) based on the street network were used to determine service areas for parks by park type and for specific facilities within parks. The size of service areas varies depending on the amenity in question. This analysis used the ArcGIS Online and ArcMap by ESRI for the development of both the spatial data and the maps used in the report.

This process to develop the service area consisted of five steps for each service area distances.

1. Create shapefile with park entrances in ArcMap
2. Upload shapefile with park entrance points to ArcGIS online
3. Select "Perform Analysis" → "Use Proximity" → "Create Drive-Time Areas"
4. Select Walking Time or Driving Time (depending on measurement)
5. Select "Run Analysis"
6. "Export to Shapefile" and download

This process was repeated to generate service areas representing the following travel times:

- 10-minute walk
- 5-minute drive
- 10-minute drive

The shapefile for park entrances was created using the "Road_Centerlines" (streets) and "Parks" shapefiles provided by MAP-GIS (McCracken County and Paducah Geographic Information System), combined with aerial imagery (Google Maps). Additionally, the process above was repeated to determine a 10-minute walk to the schools in Paducah with playgrounds and/or basketball courts.

Once the service areas were generated, the results were reduced to a single polygon for each site using the "Dissolve" function in ArcGIS. The service area shapefiles were then linked to the inventory table presented in Chapter 3 (Table 3.2) to allow for the selection of the service area of each site by facilities offered.

Once the service area ranges were calculated, the next step in the process was to assign service areas to parks by park type and to various recreational facilities. The travel times associated with each park or facility are based on common travel time measurements. For example, a 10-minute walk is a commonly used measurement for the distance a person will travel for a frequently used service. The travel times assigned are based on the use level of the amenity, which corresponds, with the length of time a user is likely to spend at the destination. For example, users are likely to be willing to travel a greater distance to use a large Community Park than a Neighborhood Park, because the larger park will likely keep visitors and their families occupied for longer.

The travel time shapefiles for the previous step were used to create a series of service area maps. For each map, the locations of each amenity in question were selected using "Definition Query" from the travel time layers. For example, the Park Service Areas map (Figure 5.1) shows a 10-minute walk to any park (green for Mini, Neighborhood, or Community; orange for Any Other Park). In contrast, a 5-minute drive is indicated only for a Community or Regional Park (10-minute drive as well). These areas were turned-on (or the other areas were turned-off) in the corresponding travel time layers within ArcGIS (using "Definition Query") because they were contained the specific park feature represented in the map.

Most maps show more than one travel time to a feature to show varying levels of service, because even if the target service area is a 5-minute drive, those within a 10-minute walk have better access to the facility. As noted previously, the information presented in Table 3.1 (Chapter 3) was used to assign park type classification

and to select the service areas corresponding to the sites where each of the mapped park features were located.

The composite service areas map consists of a weighted overlay of each of the park and facility service areas. A single shapefile was created for each of the 22 facilities and park classifications listed in Table A.1 below (playgrounds and basketball courts at schools are part of those data layers) with the levels of service (travel times) indicated in the table. Scores were assigned to the travel time from each facility as indicated with a higher score for a shorter travel time. The "Union" function in ArcGIS was used to combine these 22 layers into one layer.

Once the scoring for all layers was combined into a single layer, a Field was added to the Attribute Table to indicate the composite score. The scores for the 12 facilities and park classifications were tallied to represent this composite score for all areas in Westfield. To accommodate the ranking in quantiles, the City of Paducah was divided into a grid of equal sized boxes using the "Grid Index Features" function. Each of the five ranges represents approximately 20% of the town area. The highest scoring location in Westfield scored a 60 (out of 69 possible points), and the lowest was 0. These areas were then presented in the Composite Park Service Levels map. The five areas with then exported to a new shapefile and uploaded to ESRI Business Analyst to estimate the population living within each level of service.

Table A.3: Composite Map Scoring

Facility/Score	10 Minute Walk	5 Minute Drive	10 Minute Drive	Total Points	Notes
Park Classification					
Neighborhood Park	6	3	N/A	6	Includes Mini, Community, and Regional Parks
Community Park	N/A	2	N/A	2	Includes Regional Parks
Regional Park	N/A	N/A	2	2	
Other Parks	2	1	N/A	2	All parks not included in other service areas
Park Points				12	
Recreation Facilities					
Playground	4	2	N/A	4	
School Playground	3	N/A	N/A		
Basketball Court	4	2	N/A	4	
Paved Trails	4	2	1	4	Longer travel times for Greenway Trail only
Sprayground	3	2	1	3	
Swimming Pool	3	2	1	3	
Tennis Courts	3	2	1	3	
Diamond Ballfields	3	2	1	3	10-minute walk includes playfields
Rectangular Fields	3	2	1	3	
Picnic Shelters	3	2	1	3	5- and 10-minute drives include large shelters only
Outdoor Fitness Equipment*	3	2	N/A	3	
Gym*	3	2	1	3	
Classroom or Meeting Room*	3	2	1	3	
Skate Park*	3	2	1	3	
Outdoor Stage*	3	2	1	3	
Golf*	3	2	1	3	
Disc Golf*	3	2	1	3	
Dog Park*	3	2	1	3	
Fishing Access*	3	2	1	3	
Facility Points				57	
Total Points				69	

*Not Mapped

APPENDIX B - PARK AERIALS



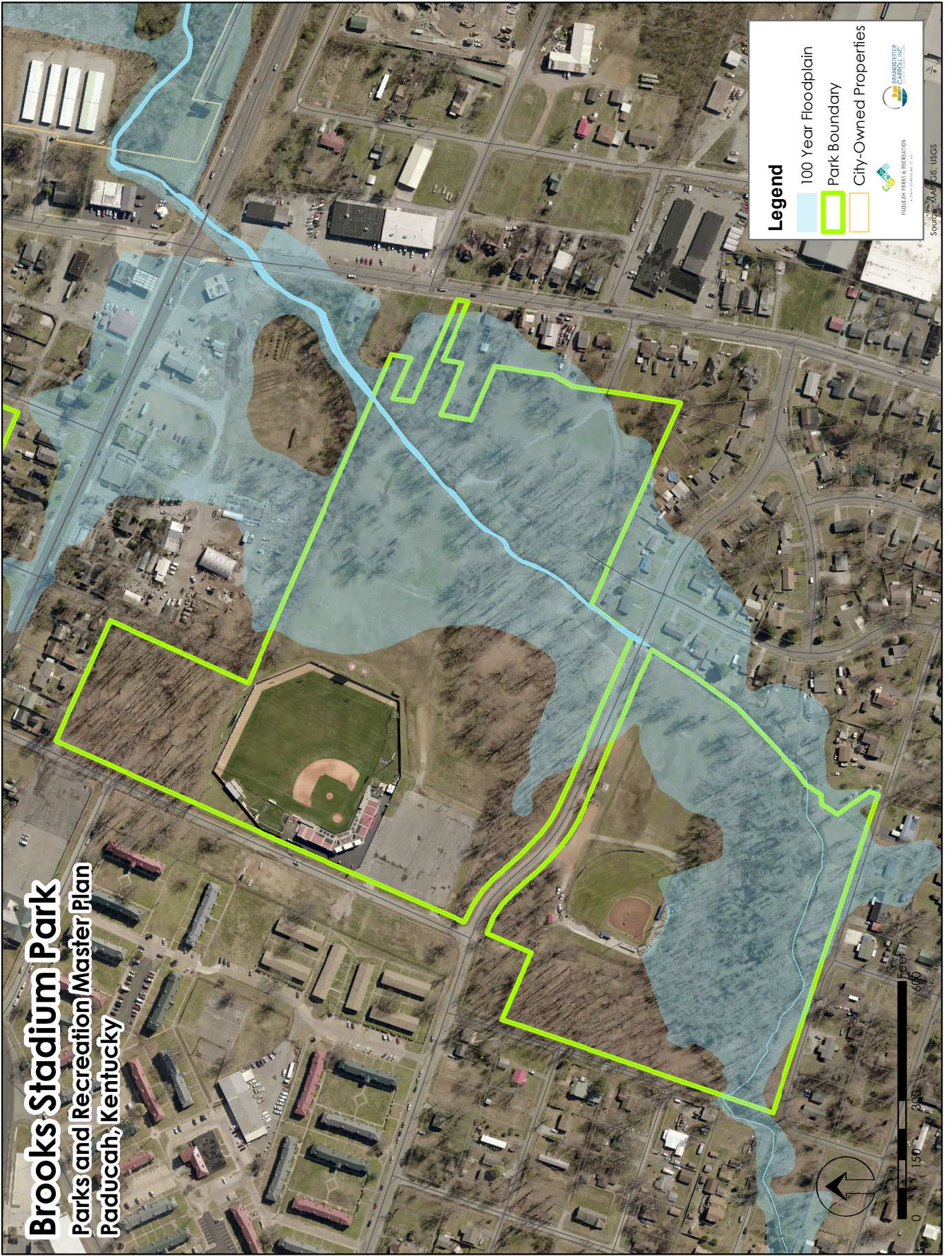
Brockenborough Rotary Health Park

Parks and Recreation Master Plan
Paducah, Kentucky

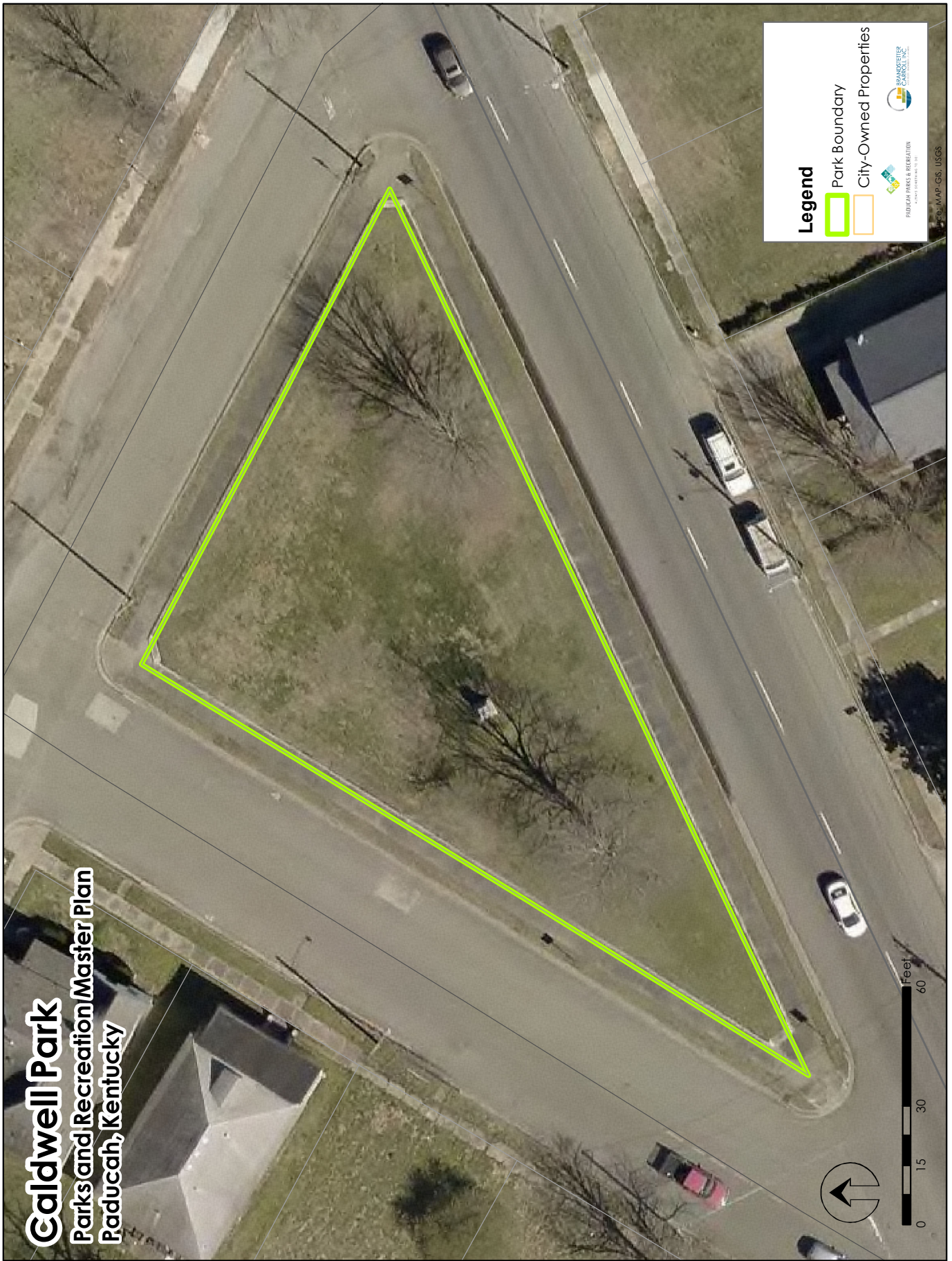


Brooks Stadium Park



Parks and Recreation Master Plan
Paducah, Kentucky



Caldwell Park
Parks and Recreation Master Plan
Paducah, Kentucky



Legend

-  Park Boundary
-  City-Owned Properties

BRANDSTETTER
CARROLL, INC.
LANDSCAPE ARCHITECTS

PRODUCED BY
PADUCAH PARKS & RECREATION
A CITY OF PADUCAH DEPARTMENT


ESRI, MAP-GIS, USGS

Cherry Park

Parks and Recreation Master Plan
Paducah, Kentucky



Legend

-  Park Boundary
-  City-Owned Properties

BRANDSTETTER
CARROLL, INC.
LANDSCAPE ARCHITECTS

PRODUCED BY
PADUCAH PARKS & RECREATION
A CITY DEPARTMENT





Source: MAP-GIS, USGS

Dolly McNutt Memorial Plaza

Parks and Recreation Master Plan
Paducah, Kentucky



Legend

-  Park Boundary
-  City-Owned Properties

BRANDSTETTER
CARROLL, INC.
COMMUNICATIONS


PUBLIC WORKS & RECREATION
A DIVISION OF THE CITY OF PADUCAH, KY

MAPS.USGS



Forrest Cove Park

Parks and Recreation Master Plan
Paducah, Kentucky



Independence Park

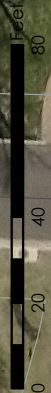
Parks and Recreation Master Plan
Paducah, Kentucky



Legend

- Trails
- Park Boundary
- City-Owned Properties

BRANDSTETTER
CARROLL, INC.
PUBLIC PARKS & RECREATION
A CITY OF PADUCAH, KY, DEPARTMENT



Island Creek Sanctuary

Parks and Recreation Master Plan

Paducah, Kentucky




Keiler Park

Parks and Recreation Master Plan
Paducah, Kentucky



Legend

 Park Boundary

 City-Owned Properties



Source: MAP-GIS, USGS



Kolb Park

Parks and Recreation Master Plan
Paducah, Kentucky




Legend

 Park Boundary

 City-Owned Properties



Source: MAP GIS USGS



Lanelle Park

Parks and Recreation Master Plan
Paducah, Kentucky



Legend

 Park Boundary

 City-Owned Properties



Source: MAP GIS, USGS



Lang Park

Parks and Recreation Master Plan
Paducah, Kentucky



Legend

 Park Boundary

 City-Owned Properties

PARKS & RECREATION
BRANDSTETTER
CARROLL, INC.
A CITY OF PADUCAH COMPANY

Source: MAP-GIS, USGS




Langstaff Park

Parks and Recreation Master Plan
Paducah, Kentucky



Legend

 Park Boundary

 City-Owned Properties


PRODIGAL PARKS & RECREATION
A DIVISION OF

BRANDSTETTER
CARROLL, INC.


Source: Google Earth, USGS

LowerTown Texaco Park

Parks and Recreation Master Plan
Paducah, Kentucky



Legend

 Park Boundary

 City-Owned Properties



Source: MAP-GIS, USGS

Midtown Golf Course Parks and Recreation Master Plan Paducah, Kentucky



Noble Park

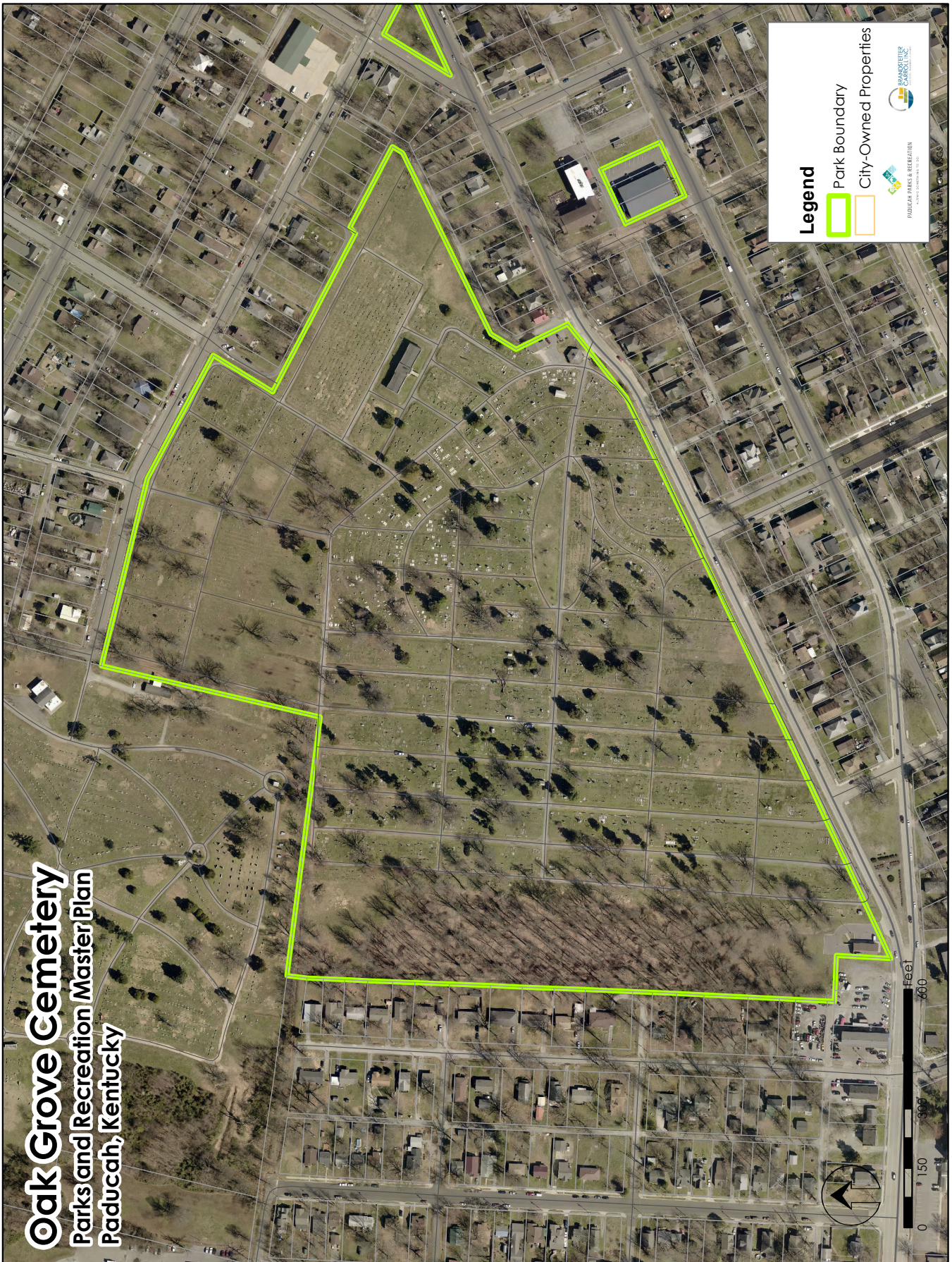
Parks and Recreation Master Plan

Paducah, Kentucky



Oak Grove Cemetery

Parks and Recreation Master Plan
Paducah, Kentucky



Legend

- Park Boundary
- City-Owned Properties

PADUCAH PARKS & RECREATION
COMMUNITY DEVELOPMENT

PADUCAH CHAMBER OF COMMERCE
COMMUNITY DEVELOPMENT

Ohio River Boat Launch

Parks and Recreation Master Plan

Paducah, Kentucky



Paducah Recreation Center

Parks and Recreation Master Plan
Paducah, Kentucky



Legend

 Park Boundary

 City-Owned Properties

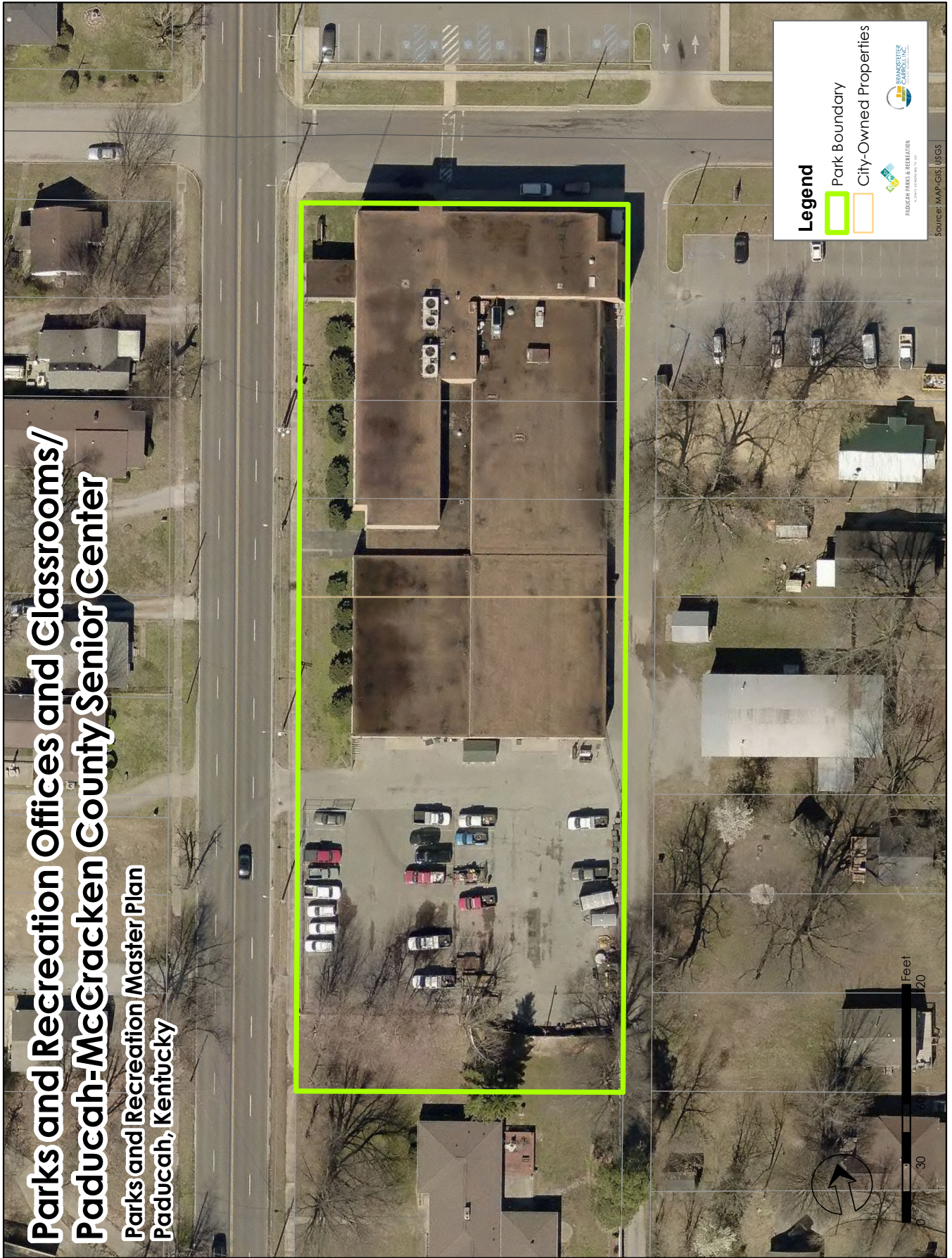


Source: M.A. GIS



Parks and Recreation Offices and Classrooms/ Paducah-McCracken County Senior Center

Parks and Recreation Master Plan
Paducah, Kentucky



Paxton Park Golf Course

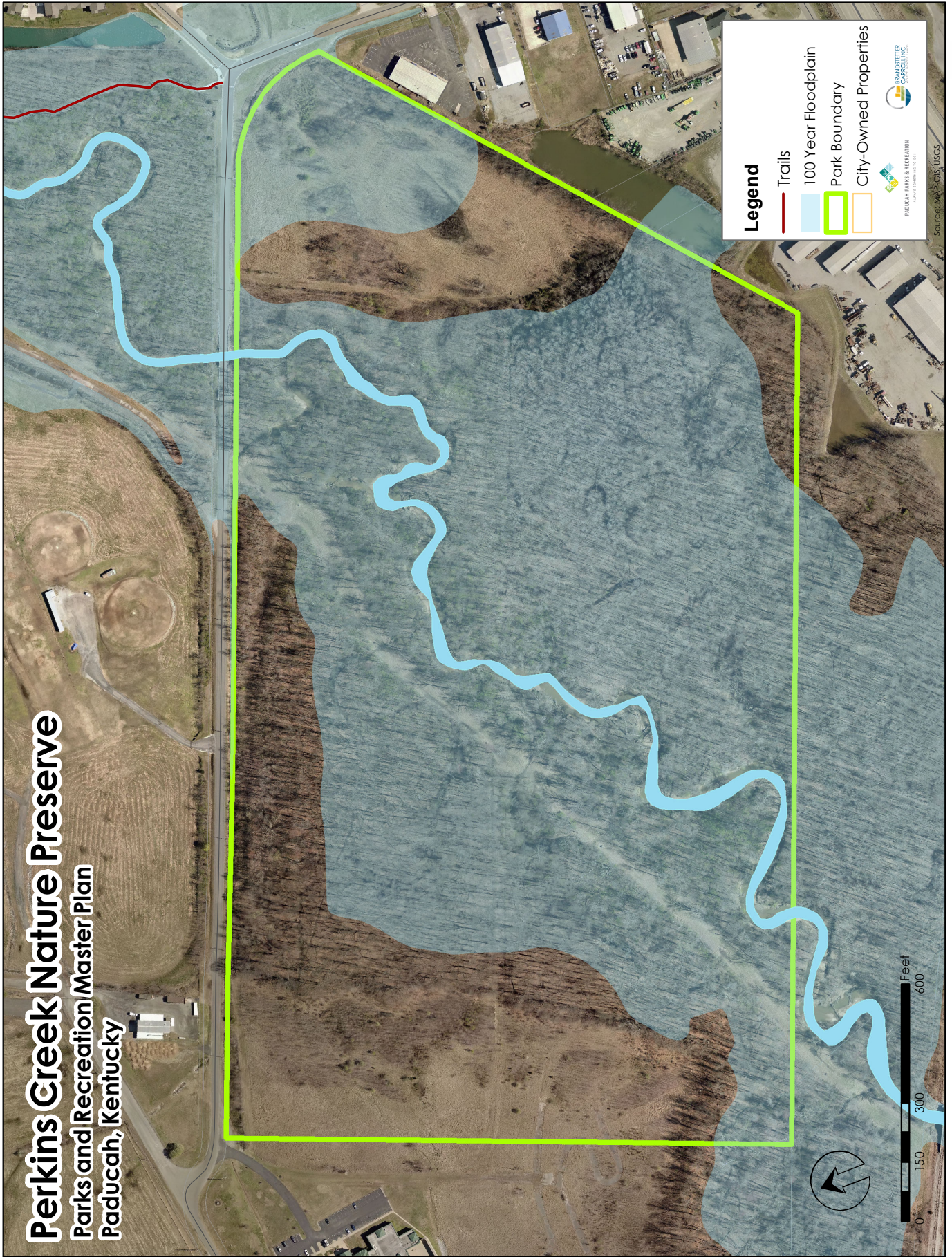
Parks and Recreation Master Plan
Paducah, Kentucky



Perkins Creek Nature Preserve

Parks and Recreation Master Plan

Paducah, Kentucky



Riverfront Plaza/Schultz Park

Parks and Recreation Master Plan

Paducah, Kentucky





Robert Cherry Civic Center

Parks and Recreation Master Plan
Paducah, Kentucky



Legend

 Park Boundary

 City-Owned Properties





Source: MAP-GIS, USGS

Robert Coleman Park

Parks and Recreation Master Plan
Paducah, Kentucky



Legend

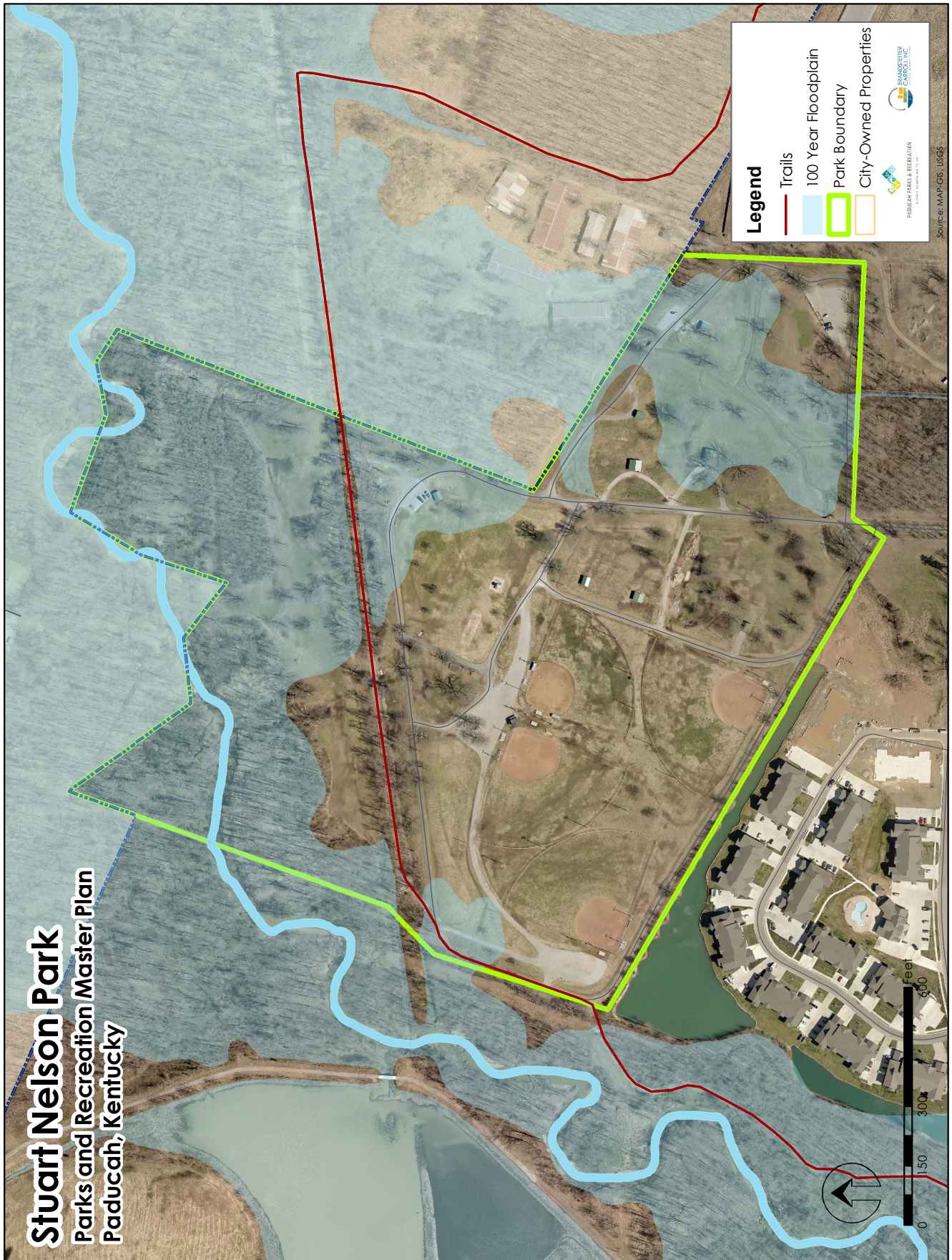
-  Park Boundary
-  City-Owned Properties

BRANDSTETER CONSULTING
PUBLIC WORKS & RECREATION
A DIVISION OF
SOULIER, MANN & ASSOCIATES, INC.



Stuart Nelson Park

Parks and Recreation Master Plan
Paducah, Kentucky



Voor Park

Parks and Recreation Master Plan
Paducah, Kentucky



Legend

 Park Boundary

 City-Owned Properties



Source: MAP-GIS, USGS



APPENDIX C - PUBLIC INPUT SUMMARIES

CONFERENCE MEMORANDUM
PUBLIC OPEN HOUSE SUMMARY
PADUCAH PARKS AND RECREATION MASTER PLAN
PADUCAH, KENTUCY
PROJECT NO. 18140

BY: Patrick D. Hoagland, ASLA, Brandstetter Carroll Inc.



January 31, 2019

A Public Workshop Open House was held on January 31 from 6:00 p.m. to 8:00 p.m. at the Robert Cherry Civic Center. Approximately 180 residents attended this meeting. As people entered, they were given a dot to place on a map to illustrate where they lived. They were shown to three stations where they could provide input and then given three dots to vote on their most important features in parks and another three dots to place on a board illustrating recreation center features. Participants were also given \$1,000 in play money to vote for improvements that should be made to parks.

Stations

The following are the written comments at each of the three stations. The number in parentheses indicates the number of checkmarks where a person seconded a comment.

Parks and Facilities

1. What makes them great now?
 - Many ball fields (2)
 - Very good facilities – tennis, skatepark, spray park, etc. (2)
 - Pickleball courts are nice
 - That many are free – access open to public
 - Well maintained
 - Variety of areas for different activity and age levels
 - Provides Quality of Life activities for whole community
 - They got stuff for all ages (5)
 - Very diverse offerings
 - All abilities are normally accommodated
 - Open to community and remain clean (2)
 - Many fields that are free to the public (3)
 - Health Park is great (3)
 - Love the funky fitness instructor (Suzanne)
 - Love the belly dancing instructor (Beverly)
 - Fitness to improve general well being
 - Greenway Trail is not boring

-
- The community partnership with the Health Park
 - Great Staff
 - Build community and community spirit
2. What would make them better?
- Soccer complex (indoor/outdoor) (3)
 - Fitness complex at Exec Inn property (walking, tennis dome, pool)
 - Indoor 50-meter pool with a diving well (3)
 - Year-round 50-meter swim lanes to develop nationally and internationally competitive athletes in swimming
 - Expand Greenway Trail to I-24 (3)
 - More covered picnic spaces
 - Variety of playground activities for residents with physical and mental limitations
 - Bicycle lanes along roadways
 - Extend Greenway
 - Need updated ballfields (6)
 - Need a new outdoor aquatic center with a lazy river (2)
 - Parks need updating, maintenance, lighting, promotion (4)
 - Increase public involvement, public ownership/pride (2)
 - Update ballfields and soccer to attract higher level tournaments (15)
 - Restrooms (5)
 - Full-time positions to ensure passionate employees to host events and programs in the City
 - Updated dog park with equipment similar to Murray's parks
 - State-of-the-art baseball and softball complex. Our city would bring in money all year round.
 - Indoor or outdoor 50-meter lap lanes for long distance training (1)
 - Build another shelter at riverfront- back of the floodwall, no the river side. By Amerisource Building and rent for \$75
 - Put a play water park in all low income (1)
 - Indoor pool
 - Indoor lap pool and water exercise pool
 - Soccer complex
 - Finish the Marina
 - "Natural" materials that help children
 - Bright colors – experience nature (wood-not metal)
 - More community activities at the parks (Boy Scouts, Girl Scouts Jamboree (1)

-
- West Kentucky has the most competitive soccer program in our area. We have staff from college, even professionals, and we spend tons of money in other states and other parts of Ky. We can easily bring millions of \$\$ to our businesses here. Pumas Futbol Club (Soccer) Coach Steve (21)
 - Ice skating rink (in or outdoor) (2)
 - Parking at Stuart Nelson to lessen cars parked on the Disc Golf course (hole 4 and 13)
 - Needs to be taken care of and cleaned up better (1)
 - Cleaner restrooms (2)
 - Aquatic Center, Recreation Center, walking track, weights, programs (2)
 - More fields on existing property (2)
 - New indoor turf fields (soccer, baseball, softball) (1)
 - Indoor gym facility
 - Bring back Noble Park Baseball
 - Indoor walking track
 - We need pickleball courts outdoor, either on existing tennis courts or on basketball courts. Easy to learn, great way for all ages to stay active and very inexpensive. Check out Cape Girardeau pickleball offerings compared to Paducah!
 - More soccer fields (2)
 - Offer evening classes at Rec Center
 - Trailhead with parking at Coleman Rd. (1)
 - Continue to expand the length of the Greenway Trail!!
 - Improve Parks and Rec (1)
 - Senior center is very dated (1)
 - Restrooms (not portable) at playground areas
 - A medium skill disc golf course
 - Restrooms at Stuart Nelson due to length of disc golf and softball events.
 - More handicapped access
 - Restroom in Stuart Nelson Park (1)
 - Expanded sports programming
 - Updated water parks - more activities
 - Soccer, Soccer, Soccer – ditch the landfill
 - Soccer complex (2)
 - FootGolf Course
 - Indoor facility – soccer fields (5)
 - Soccer facilities (2)
 - P3 expanded plan (multi-year); Soccer facilities
 - Outdoor pickleball courts

-
- We need pickleball courts outdoor, either on existing tennis courts or on basketball courts. Easy to learn, great way for all ages to stay active and very inexpensive. Fastest growing sport in America. (1)
 - Indoor lap pool/exercise pool (1)
 - Better athletic fields (1)
 - Better soccer fields (2)
 - Water and restrooms at soccer fields (5)
 - Indoor swimming facility (1)
 - Year-round basketball court for girls/women league (Walter Jetton)
 - Better soccer fields (2)
 - Lap pool for swimmers
 - Having a facility to hold travel tournaments to bring \$\$ to the community and so our youth/families do not have to travel so far to compete (3)
 - Indoor 50-meter/25-yard pool to attract teams, triathletes from all areas. (1)
 - Make Senior Center more inviting (1)
 - Multi-sports park – See Elizabethtown Sports Park (3)
 - Year-round pool w/ 50-meter lanes to train in the Olympic and internationally competitive disciplines
 - Maintenance – area around playground at Noble Park, railings at Greenway Trail entrance, Riverfront cut weeds
 - 50 Meter pool
 - Indoor soccer facility with track
 - Multi-sport/soccer complex

Programs and Events

1. What makes them great now?
 - Lots to do. Many existing opportunities (3)
 - Lover Farmers' Market, Rec Center, music and cultural events (3)
 - Variety
 - Free to the public (most events, concerts, egg dash, etc.) (1)
 - Customer service (1)
 - City support services
 - Bring in Little League Baseball
 - Paxton Golf Course
 - Danny Mullen does a great job on a shoestring budget
 - Love music downtown and Farmers Market (1)
 - Everyone can find something they like and enjoy
 - Noble Park/ Farmers Market / Keiler Park (1)

-
- City Golf Danny Mullin does a great job on a shoe string budget
 - Free to everyone
 - Do a lot with a few resources
 - Great trail system
 - Splash Pad (1)
 - Great Park Team (1)
 - Summer youth program and teen (1)
 - Christmas display
 - All the great family events, happy memories, community spirit
 - Organization in youth/tot baseball

2. What would make them better?

- Bring in Little League for girls
- More money for Paxton Park improvements (3)
- Archery
- Host tournaments for youth sports (6)
- Increased awareness, inclusion, advertising, promotion (2)
- More staff = more programs and events
- More funding (1)
- Senior programs (3)
- Paxton Golf Park – more funding (combined used)
- Facilities equal to other visited areas
- More opportunities for inner-city schools (2)
- More promotion of activities
- More fields to host tournaments for economic development
- Better quality and quantity softball/baseball fields (1)
- Increase activities for folks with medical limitations (2)
- Increase evening activities (1)
- Host youth athletic tournaments (1)
- Evening classes (yoga, exercise, etc. (2)
- Handicapped accessible
- Paxton Park Golf 0 More \$ needed
- Accessible to all (1)
- Bring tennis tournaments to our great new courts (1)
- Tournaments and facilities for soccer (1)
- Year round soccer programs

-
- More amphitheater shows (3)
 - Dance classes (1)
 - More outdoor concerts (2)
 - Farmers Market upgrade or move pavilion; year-round option (3)
 - Expand Farmers Market to Health Park
 - Dance classes at the amphitheater (2)
 - Video game tournament at amphitheater (4)
 - More movies at the amphitheater (2)
 - More great fun and creative events for all ages (1)
 - Year-round indoor basketball league/gym for girls/women development
 - Add more fitness classes on Mondays at 5:15 pm.
 - Add tennis lessons or group lessons for all levels!

Trails and Natural Areas

1. What makes them great now?
 - Safe, accessible access to outdoor recreation
 - Open to public, wide range of hours (1)
 - Clean, safe, green spaces w away from traffic (2)
 - Clean, safe, very diverse offering
 - Facilities for all abilities
 - Trees in parks (the one on 13th)
 - There is one made out of gravel and are out of pavement
 - Wheelchair/walker friendly
 - Trees/sidewalks
 - Love the trails (2)
 - Walking trail at Health Park (1)
 - Expand the Greenway
 - Running/walking trail around Info Park
 - Place to walk, run, buke, skate (1)
 - Beautiful (1)
 - Wide – by the river
 - Restrooms (1)
 - Options
 - Gorgeous parks
 - Unique Ohio River Valley native plants, wildflowers, and ecology (1)
 - Parks and Rec Staff are Awesome!! (1)

-
- The Newberry Trail really makes bike riding great
 - Lots of greens pace
 - You can go places. From one end of town to the other. (2)
2. What would make them better?
- Bike lanes on streets to parks
 - More wooded bike paths
 - \$ for trees and walking trails
 - Shade on the trails!
 - Continue trail/park connectors to entertainment and neighborhoods (9)
 - Organized events shared over the media, education
 - Connecting park system with trails (1)
 - Bathrooms (2)
 - Water, bathrooms, organized morning bike rides (4)
 - Allow golf carts and side by sides on Greenway Trail. Speed limit is 15 mph senior or disabled with a \$15 sticker to keep up with insured and safe driver.
 - Primitive areas vs more public (2)
 - Extend Greenway Trail, or add more wooded links
 - Connector trail from Mid-city to easily access trail
 - More water fountains in the walking trails (1)
 - Lengthen trails (3)
 - Bike paths (3)
 - Extend to Clarks River railway
 - Native species Rock!! Reduce turf (2)
 - More trees (2)
 - More trails (5)
 - Add education signs along nature trail (1)
 - Finish paving trails for wheelchairs/walker access (1)
 - Dog park in Lone Oak area
 - More trees / more sidewalks (2)
 - More trees / More athletic Fields
 - More smooth sidewalks leading to parks (1)
 - Safe trees to climb on (1)
 - Trees in the Health Park
 - Paved walkways for wheelchairs, safe transitions into pavilions and to restrooms
 - Encourage people to pick up after themselves
 - Safer crossings across Park Ave. (2)

-
- Walking trail in wooded area directly behind Civic Center
 - Interactive nature areas for young children (1)
 - Additional paving for Greenway (1)
 - Shade on Greenway (2)
 - Longer and connect with other cities (2)
 - Make parks the destination (1)
 - More trails bike/run/walk
 - Continue to develop McCracken Dump as a recreation area
 - Trash cans/dog stations (1)
 - Paint the rail
 - Connect to Illinois (1)
 - Another restroom
 - Plant trees at every park (1)
 - More gardens (2)
 - More off-road trails
 - Bike path all the way to the lake
 - Lake needs cleaned out periodically
 - More trash cans
 - Lights for night walks (2)
 - Enforce picking up pet waste on the trails
 - Use Madison as a spine through Fountain Ave and Downtown. Pave it well! For bicycles. Sidewalks for strollers (2)
 - Add bike lane through Noble Park Circle and Jefferson back to Noble (4)
 - Develop walking trail inside Noble Park in area inside the circle drive
 - Noble has had accidents that destroyed at least one career – easy to avoid.
 - Connect Greenway to Downtown/Farmers Market (2)
 - Connect Greenway to MidTown neighborhood and businesses
 - Need tree plantings – old oaks won't be here forever.
 - More trails connecting neighborhoods along roads
 - More connections through the City
 - Native plantings for Riverfront parks (Willow Oak, Bald Cypress, etc.)
 - Minimally managed prairie to replace unused swaths of turf (particularly to side of Greenway)
 - Short urban trail across from Minnich Lane into Pines
 - Trail lighting (1)
 - Dog park at Health Park Downtown

- Loop all trails to add distance
- Greenway across the state
- Find people to help mow and clean up backside of Noble Park
- Paint railings - maintain what we have (example – bike tool kit is torn up)
- Connecting different parts of town. Shade!!

Dollar Voting

Participants were given \$1,000 in play money to place in boxes with the following categories:

Action (Box Title)	Event	Total
	Open House 1/31/2019	
Build new parks (including land acquisition)	\$9,200	\$9,200
	5%	5%
Build new walking and biking trails	\$25,300	\$25,300
	15%	15%
Upgrade existing parks and facilities	\$15,600	\$15,600
	9%	9%
Build new athletic fields	\$44,500	\$44,500
	26%	26%
Restore natural areas	\$8,800	\$8,800
	5%	5%
Develop a recreation center	\$14,600	\$14,600
	8%	8%
Upgrade Noble Park Pool	\$6,400	\$6,400
	4%	4%
Develop an indoor pool	\$26,500	\$26,500
	15%	15%
Expand program offerings	\$7,200	\$7,200
	4%	4%
Other	\$21,100	\$21,100
	12%	12%
Total	\$172,000	\$172,000

Other

Paxton Park	\$3,600
Wall for public art	\$2,500
Indoor/outdoor turf fields	\$1,800
Pickleball Courts	\$1,600
Soccer fields/complex	\$1,500
Clean restrooms	\$1,300

Other

Drinking fountains on Greenway	\$1,200
Amphitheater	\$1,000
Outdoor fitness stations	\$1,000
Outdoor pool options	\$900
Archery range	\$800
More dog parks	\$600
Upgrade Noble Park facilities	\$500
Outdoor drawing class	\$500
Use Noble Amphitheater	\$500
Upgrade Brooks Stadium	\$500
Dark Sky initiative	\$500
Mountain bike trails/obstacles	\$300
Maintain what we have	\$200
Health programming	\$100
Farmers Market	\$100
Water fountains	\$100
COMMENTS WITH NO DOLLAR AMOUNT	
Open up river boat launch area to back road for fishing and camping	
More community gardens	
Build another shelter like #16 in Noble Park	
Tournament facilities	
Indoor Rec Center with pool	
Rec Center at Executive inn site	
Pickleball	
Downtown Parks	
New baseball complex	
Allow golf carts on Greenway Trail	
Play equipment at Independence Park	
Landscape Independence Park-Not a dog park	
	\$21,100

Park Features Board

Participants were given three dots to place on 16 park amenities (represented by pictures). The results in the table below include both the Open House and the follow-up input opportunities.

Feature	Event	Total
	Open House 1/31/19	
Trails	103	103
Multipurpose Fields	103	103
Recreation Centers	45	45
Ball Diamonds	39	39
Natural Areas	37	37
Restrooms/Concessions	30	30
Aquatics	25	25

Feature	Event	Total
	Open House 1/31/19	
Playgrounds	25	25
Dog Parks	16	16
Game Courts	16	16
Community Gardens	12	12
Event Space	11	11
Outdoor Fitness Equipment	10	10
Picnic Shelters	9	9
Disc Golf	8	8
Other	2	2
Total	491	491
Participants	164	164

Recreation Center Features Board

Participants were given three dots to place on 16 recreation center features (represented by pictures). The results in the table below include both the Open House and the follow-up input opportunities.

Recreation Center Feature	Event	Total
	Open House 1/31/19	
Indoor Field Space	132	132
Lap Pool	68	68
Walking Track	57	57
Game Courts/Gymnasiums	46	46
Family Activity Pool	35	35
Fitness Equipment	24	24
Warm Water Therapy Pool	22	22
Aerobics/Dance Rooms	17	17
Free Weights	15	15
Game Room	15	15
Senior Area	14	14
Theater	8	8
Multipurpose Meeting Rooms	7	7
Banquet Room	7	7
Kitchen	6	6
Other	2	2
Total	475	475
Participants	158	158

Patrick D. Hoagland

Patrick D. Hoagland, ASLA 2/9/2019

PDH/pdh

cc: File

APPENDIX D - CORE PROGRAM CATEGORIES AND TABLES

CORE PROGRAM CATEGORY DESCRIPTIONS

D.1 ATHLETICS

Definition: Leisure activities which focus on skill development and athletic enjoyment.

1. Formats:

- Seasonal
- Team
- Individual
- Participant & Spectator
- Competitive
- Progressive levels of skill development

2. Athletic activities provide the opportunity to:

- Have fun
- Develop and maintain an effective level of physical fitness
- Utilize a positive outlet for aggressive behavior
- Provide an opportunity to feel connected to and participate with a group (socialization).
- Compete
- Develop sportsmanship and character

3. Types of Activities Include (not limited to):

- | | | |
|-----------------------|-----------------|---------------------------|
| ▪ Badminton | ▪ Fencing | ▪ Ice Hockey |
| ▪ Baseball | ▪ Flag Football | ▪ Skating |
| ▪ Basketball | ▪ Golf | ▪ Soccer |
| ▪ Bocce | ▪ Lacrosse | ▪ Softball |
| ▪ Bowling | ▪ Martial Arts | ▪ Swim team |
| ▪ Cricket | ▪ Pickleball | ▪ Tennis |
| ▪ Cycling | ▪ Racquet Ball | ▪ Ultimate Frisbee |
| ▪ Equestrian Programs | ▪ Roller Hockey | ▪ Volleyball |
| | | ▪ Evolving and new sports |

D.2 HEALTH, FITNESS, AND WELLNESS ACTIVITIES

Definition: Leisure activities which focus on body movement oriented in direction of fitness, skill development, and physical enjoyment.

1. Formats:

- Seasonal
- Team
- Individual
- Participant & Spectator

-
- Progressive levels of skill development

2. Activities provide the opportunity to:

- Have fun
- Develop and maintain an effective level of physical fitness
- Utilize a positive outlet for aggressive behavior
- Provide an opportunity to feel connected to and participate with a group (socialization)
- Compete
- Develop sportsmanship and character

3. Types of Activities Include (not limited to):

- | | | |
|------------------------|-----------------------------------|-------------------------------|
| ▪ Aerobics | ▪ Therapeutic Horseback Riding | ▪ Cardio Hikes |
| ▪ Cycling | ▪ Movement Fitness | ▪ 5/10K Runs |
| ▪ Fitness Activities | ▪ Silver Sneakers/Senior programs | ▪ Snowshoeing |
| ▪ Boot Camp | ▪ Yoga | ▪ Water aerobics and exercise |
| ▪ Cross Country Skiing | ▪ Paddling | ▪ Swimming |
| ▪ Walking Clubs | ▪ Walking | ▪ Weight lifting |

D.3 HEALTH AND WELLNESS EDUCATION

Definition: These programs go beyond the traditional view of recreation and promote the individual's optimal well being physically, emotionally, socially and intellectually.

1. Format:

- Testing/Screening
- Instructional Workshops and Classes
- Speakers
- Community Forums
- Partnerships/Programs with Other Agencies

2. Health, Wellness and Educational Programs provide opportunities to:

- Enhanced self-esteem
- Extend and continue the learning process
- Create public awareness and understanding
- Allow the individual to feel connected to his/her community

3. Types of Activities Include (not limited to):

- | | |
|------------------------------|---------------------|
| ▪ Stress Management | ▪ Medicare |
| ▪ Substance Abuse | ▪ Personal Training |
| ▪ Smoke Enders | ▪ Diabetes |
| ▪ Nutrition & Weight Control | ▪ Arthritis |
| ▪ Vision Screening | ▪ A fib |
| | ▪ Heart |

D.4 CREATIVE ARTS

Definition: Activities that result in the creation of something tangible. The process usually involves artistic or imaginable effort:

1. Format:

- Progressive Skill Development
- Individual and/or Group Projects
- Exhibits, Shows, Displays
- Classes and Workshops

2. Creative Arts provide the opportunity to:

- Express creativity
- Work with hands
- Develop fine motor skills
- Enhance the appreciation for the arts
- Give personal satisfaction and pride in accomplishment

3. Types of Activities Include (not limited to):

- Ceramics/Glass
 - Glazing & Staining
 - Greenware
 - Hand Building
- Crafts
 - Copper Foil
 - Paper Making
 - Decoupage
 - Paper Mache
 - Enameling
 - Plaster Crafts
 - Jewelry Making
- Drawing/Painting-Calligraphy
 - Pastels
 - Cartooning
 - Pen & Ink
 - Charcoal
- Fabric
 - Batik
 - Needle Point
 - Crochet
- Raku
- Stained Glass
- Wheel (Throwing)
- Plastic Crafts
- Mobiles
- Print Making
- Mosaics
- Silk Screening
- Paper Crafts
- Wood Working
- Sketching
- Mixed Media
- Water Colors
- Oil
- Pre-School Drawing
- Quilting
- Knitting
- Sewing

-
- Photography
 - Composition
 - Pinhole Cameras
 - Sculpture
 - Casting
 - Plaster
 - Clay
 - Weaving
 - Basketry
 - Dyeing
- Using 35mm Cameras
 - Digital Workshops
 - Soft (Fabric)
 - Mobiles
 - Wire
 - Paper
 - On or Off the Loom
 - Spinning

D.5 PERFORMING ARTS

Definition: The type of activity that allows the participant to use himself/herself as the medium of expression. The “Doing” process is important whether or not an audience is involved.

1. Format:

- Progressive skill level development
- Classes and Workshops
- Special Events
- Neighborhood Projects

2. Creative Arts provide the opportunity to:

- Provide the participant with the opportunity to discover himself/herself as a person, by being creatively involved in learning new skills, exploring and expressing talents
- Allows the participant to create his/her own entertainment
- May be enjoyed by people of all ages
- Serves to develop and enrich cultural appreciation

3. Types of Activities:

- Dance
 - Ballet
 - Ballroom Dance
 - Clogging
 - Creative Movement
 - Folk Dance
 - Jazz Dance
 - Modern Dance
 - Square Dance
 - Tap Dance
 - Line Dancing
- Drama
 - Acting
 - Backstage Crafts
 - Games, Charades, Stunts, and Skits
 - Pantomime and Improvisation
 - Poetry Readings
 - Puppetry
 - Storytelling
 - Theater Groups

-
- Music
 - Choral Groups
 - Guitar
 - Piano
 - Recorder
 - Singing
 - Talent/Variety Shows
 - Special Needs Music Program
 - Music Fundamentals
 - Rhythm Instruments (Bells, triangles, blocks, Drums)

D.6 CULTURAL PERFORMANCES

Definition: Activities in which the person is a spectator of a cultural performance.

1. Format:

- Progressive skill level development
- Special Events

2. Cultural Performances provide the opportunity to:

- Provide the participant with the opportunity to discover and appreciate various forms of performing arts
- Serves to develop and enrich cultural appreciation

3. Types of Activities:

- Ballet
- Musical performances
- Concerts, recitals
- Theater - Plays
- Musicals
- Talent shows

D.7 EDUCATION AND LIFE SKILLS

Definition: These programs offer fun and educational activities which can be enjoyed for a lifetime

1. Format:

- Individual
- Families
- Group
- Instructional Workshops and Classes
- Speakers
- All ages

2. Education and Life Skills Programs provide opportunities to:

- Enhance a skill
- Improve safety and awareness
- Learn

3. Types of Activities Include (not limited to):

- Informational Referrals
- CPR & First Aid
- Parenting Skills
- G.E.D. Programs
- Tutoring
- Personal Safety
- Kids Computer
- Baby Sitting Classes
- Financial
- Computer
- Bicycle Maintenance
- Tax Assistance
- Social Meetings
- Movies
- Guide to Social Security
- Computer
- Scout Programs
- Aquatics
 - Swim Lessons
 - Red Cross Courses
 - Scuba

D.8 COMMUNITY EVENTS

Definition: Activities that bring the community together to celebrate holidays, traditions, etc. May overlap with Cultural Performances.

1. Formats:

- Large gatherings in parks or along parade routes
- May or many not charge an admission fee

2. Events provide opportunities to:

- Gather with your community to celebrate holidays, events and traditions
- Meet your neighbors
- Build a sense of community

3. Types of Activities:

- Festivals
- Parades
- Fairs
- Concerts
- Cultural celebrations
- July 4th Fireworks
- Holiday events

D.9 GAMES

Definition: Activities of play that are governed by specific rules and intended to provide challenges, diversion and enjoyment.

1. Formats:

- Active or Semi active Group Games
- Social Games, Mixers, Ice Breakers
- Mental Games, Quizzes, Puzzles, Paper & Pencil Games
- Table and Equipment Games
- Quiet Games

2. Games provide the opportunity to:

- Develop ability to cooperate effectively with others
- Learn to accept and abide by the rules of the game
- Accept victory and/or defeat in good spirit
- Learn to persevere and keep trying
- Develop good sportsmanship and consideration for the rights of others
- Learn to take turns and accept boundary limits (either in a physical sense, or in terms of personal behavior)

3. Types of Activities Include (not limited to):

- Air Hockey
- Billiards
- Board & Table Games
- Cards
- Checkers
- Chess
- Dominoes
- Foosball
- Horse Shoes
- Low Organized Games (Lead-Up, Relays, Tag, Dodge ball)
- Magic Stunts & Tricks
- Table Tennis
- Skittles
- Word Games
- World Wide Games

D.10 NATURE/OUTDOOR PROGRAMS

Definition: Those recreational activities that can best be carried on outdoors and that have, in some way, a direct relationship or dependence on nature or that place the participant in direct contact with the elements.

1. Format:

- Individual or Group Activities/Classes/Workshops
- Teambuilding
- Partnerships and Programs with Other Agencies
- Role Playing
- Outing and Field Trips
- Sensory Awareness Activities
- School Groups / Summer Camps

2. Outdoor education activities provide the opportunity to:

- Develop an awareness and appreciation of our natural resources
- Develop skills for adaptation to vocational or leisure pursuits

3. Types of Activities Include (not limited to):

- Bird Feeding & Watching
- Snowshoeing
- Sledding
- Archery

-
- Orienteering
 - Canoeing
 - Cross Country Skiing
 - Nature Play
 - Camping
 - Glamping (Glamour Camping)
 - Paddling (Canoe and Kayak)
 - Hiking
 - Fishing / Fishing Derby
 - Geocaching
 - Pet Shows
 - Repelling/Climbing
 - Survival Skills

D.11 GREEN LIVING/ENVIRONMENTAL EDUCATION

Definition: Programs and activities which help the individual or group minimize the impact on the environment while providing for a sustainable future.

1. Formats:

- Seasonal
- Family
- Individual
- Participant
- School Groups / Summer Camps

2. Activities provide the opportunity to:

- Learn methods to minimize our footprint on the environment
- Participate with others toward a goal of a more sustainable future
- Learn methods which can be practiced at home and in parks at a larger scale

3. Types of Activities Include (not limited to):

- Land/Wildlife Conservation
- Recycling
- Gardening
- Rain Barrel Making
- Small Footprint Spring Cleaning
- Landscaping with Native Plants
- Earth Day Celebrations
- Butterfly Gardens
- Backyard Conservation Workshops
- Composting
- Invasive Species Removal
- Weather, Climate

D.12 HERITAGE AND HISTORY

Definition: These programs offer educational opportunities to interpret the heritage and history of a community, location, environment, or culture.

1. Format:

- Individual
- Families
- Group
- Instructional Workshops and Classes
- Speakers
- School Groups

2. Heritage and History Programs provide opportunities to:

- Understand and celebrate the natural and cultural history
- Enjoy nature as a family or group
- Allow the individual to feel connected to the environment

3. Types of Activities Include (not limited to):

- Heritage Walks
- Maple Sugaring
- Heritage Farming Methods
- Native American Studies
- Storytelling

D.13 VOLUNTEER TRAINING

Definition: The parks and recreation department staff cannot possibly perform all of the tasks needed to accomplish its Mission. Volunteers are necessary to assist in fulfilling the Mission. These programs coordinate, educate, and supervise the volunteers to work in an efficient and effective manner.

1. Format:

- Individual
- Families
- Group
- Partners

2. Volunteer Training Programs provide opportunities to:

- Learn methods to participate toward the overall goals of the department
- Assist in tasks that are beyond the staff limitations of the agency in terms of the quantity of people necessary to accomplish the task in a timely and efficient manner
- Allow the individual to feel part of an organization to protect the environment and the facilities and programs offered
- Gain experience using a wide array of skills
- Share your interests with people of all ages
- Improve the quality of life in the community
- Get professional training on a variety of topics
- Learn more about the natural world
- Develop friendships
- Interact with park visitors
- Get exercise in the great outdoors
- Use creativity

3. Types of Activities Include (not limited to):

- Orientations
- Park Cleanups
- Educational Session Leader Training
- Nature Center Hosts
- Naturalist Training
- Invasive Species Removal
- Adopt a Park/Trail
- Trail Patrol and Maintenance
- Sustainable Trail Building
- Conservation Orientation

APPENDIX E - STARTING A PARK FOUNDATION, NONPROFIT ORGANIZATION, OR FRIENDS GROUP - A STEP BY STEP APPROACH

E.1 OVERVIEW

For most public park and recreation professionals, budget discussions start shortly after a new budget is adopted. Usually, the scenario is the same. The direction from Mayor, Council, City Administration to the Recreation Director is quite clear. Do more with less. Again!

For those waiting for things to get “better,” you may have a very long wait. There are no indicators that there will be magic tax dollars infused within your park and recreation agency. If you study the situation, the reasons that cities have less money is understandable. The costs of doing business within a city, like the costs of doing business in the private sector, increase each year. It is hard to find voters that want to raise taxes, and even harder to find elected officials that will prioritize money for park and recreation programs over police, fire, and other government services. Cities are forced to deal with unfunded pensions to the point where the Federal Government has issued mandates to cities to escrow funds for post-employment benefits.

One solution to long term financial sustainability is the formulation of a Park and Recreation Foundation.

E.2 WHY START A PARK AND RECREATION FOUNDATION OR NON-PROFIT ORGANIZATION?

It is important that a park and recreation agency knows why it should consider the formulation of a park foundation. The main reason that most park and recreation agencies contemplate this action is to take advantage of the growing generosity within the philanthropic community. Simply put, funding opportunities for the expansion of park programs and services in public park and recreation departments is shrinking. Progressive agencies with an entrepreneurial spirit, are becoming more aggressive with developing and seeking out their own funding.

If you cannot answer this question with a strong conviction, you may want to wait to take the first step. Just by taking the appropriate steps to create a 501 C (3) park foundation does not mean that money and donations will start to flow to your organization. A foundation or nonprofit must be prepared to commit to a plan and appropriate resources, both through personnel and monetary allocations, to treat your organization as the “business,” that it is.

Some reasons that a park system may enter into an undertaking to create a foundation or nonprofit are as follows:

- The park system may have financial needs beyond what the governing body may be able to provide. The opportunity to tap into the philanthropic community is a funding source that they may have not ever considered.
- The funding for the core services, traditionally provided by a park system, are diminishing each year.
- The public is interested in expanded services outside the scope of traditional park services that have no existing funding source.
- The community in which you operate has a robust philanthropic community that you are not currently tapped in to.
- The park system is experiencing budget cuts.

E.3 UNDERSTAND THE ADVANTAGES AND DISADVANTAGES OF HAVING A FOUNDATION

When stacking the many advantages to having a park foundation, the main advantage is a properly managed park foundation will provide an additional funding source to accomplish the mission and vision for your agency. The disadvantage is that a park foundation is a separate organization from your park agency, managed by a separate Board of Directors. Your park foundation will be managed by a written set of by-laws that place the management of your foundation in the hands of a completely separate Board of Directors. This will not be a problem if the by-laws ensure that the resources obtained by the foundation stay within the park agency that created it. Having control of your foundation in the hands of an outside Board of Directors is not a bad thing.

E.4 SHOULD I CREATE A PARK FOUNDATION OR A NON-PROFIT ORGANIZATION?

The question should be a little broader than that. There are many options, and this document will never provide all of the information for you to make a final decision. I will highlight a general overview of the subject.

There are public charities, private foundations, private nonoperating foundations, private operating foundations, and public charities that appear to act as foundation. These are usually separated by how the IRS treats contributions. Many of you have heard a foundation known as a 501 C (3). That is the code in which the IRS places these organizations.

The term “foundation” can be confusing as a non-profit organization can use the word foundation in its name and simply be a non-profit. This is a common practice. In my professional career, I was the Executive Director of The Parklands Foundation of Charleston County, Inc. It was not a Foundation, it was a non-profit organization.

E.4.1 Public Non-Profit Charity

In simple terms, a public charity is a charitable organization that (a) has broad public support, and (b) actively exists to support another charitable organization, like a public park and recreation department. Donations to public charities are fully tax deductible. These nonprofits have a mission that usually support community issues. A public charity usually has support from a public entity, like a park and recreation department.

E.4.2 A Private Foundation

Private foundations are charitable organizations that do not qualify as public charities. In practice, they usually are nonprofits that were established with funds from a single source or specific dedicated source, such as family or corporate money – instead of funding from the general public.

Although contributions to private foundations technically are tax deductible, many of these nonprofits do not accept donations. Instead, private foundations usually invest their principal funding, then distribute the income from investments for charitable purposes. Many have endowments. A Park Foundation can grant this money to themselves, but in general a Park Foundation or nonprofit can obtain gifts from Private Foundations to fund their mission.

The term “foundation” is confusing because not every organization that uses the word “foundation” in its name is a private foundation, and the word “foundation” has no legal meaning in and of itself.

Chronological Order to Establishing your Foundation or Non-profit.

1. Why are you starting the Foundation?

- Mission
- Vision
- Values

2. Establish By-Laws to Support the Mission, Vision, and Values

The by-laws will state:

- Purpose
- Corporate Powers
- Member of the Corporation – Usually the Park and Recreation Agency
- Reservation of Powers
 - How to appoint Board Members
 - Meeting schedule and place
 - How to act
 - Voting
- Board of Director Authorities and Officers
 - Number and how long is the term
 - Attendance Requirement
 - Compensation, if any.
 - Special Meetings, Special Attendees, and meeting notices
 - Quorum and action by Directors
 - Meeting procedures and powers
 - Committee formulation and meeting procedure
 - Officers – Title, Duties, and Terms
 - Executive Director Duties, selection, and other staffing
 - General Provisions
 - Annual Statement, (Report)
 - Indemnification
 - Books and Records
 - Execution of Documents
 - Conflict of Interest
 - Dissolution and distribution of assets
 - Fiscal Year determination

Sample by-laws can be provided but it is recommended to use corporate counsel with Non-profit and Foundation experience to write your own by-laws.

3. Establishing Your Board of Directors

Most park foundations have an average board size of 10 members. When choosing board members, the most important component is that they believe in, and will support your mission. Board members' primary support is fund raising. Successful foundations make it very clear to prospective board members that there is an expectation to donate or raise a specific amount of money. Having 100% of your board members contributing to your cause is critical to making sure that there is support for your fund-raising projects.

4. Staffing Your Foundation

Depending upon the size of your foundation, the need for full time staff will vary. In the Park Foundation that I managed there was one employee, me. My title was the Executive Director. All support staff came from the agency that was receiving the funds. This worked well because although our Foundation was a separate entity, the close affiliation with our park agency, through the by-laws, made the staff vested partners in the

success of the Foundation. Since the Foundation's fund raising efforts all came back to the park agency, they knew that their efforts were helping the greater mission and vision of the park agency.

As foundations grow, the following could represent various future staff positions;

- Chief Executive Officer or Executive Director
- Chief Financial Officer
- Human Resource Officer
- Director of Marketing, Branding, and Public Relations
- Event Coordinator

5. Putting the Pieces Together

If a park agency has determined that starting a Park Foundation or nonprofit organization is something they want to do, we would recommend a one-day retreat with a combination of key park agency staff to include finance staff, park board representatives, and city or county oversight staff, to help set up the details of the by-laws and discuss board structure and potential board candidates. It will also be important to come to an agreement on how the Executive Director will be selected and supervised, as well as their association with the park agency the foundation will represent.

APPENDIX F - PARKS AND RECREATION NEEDS ASSESSMENT SURVEY

City of Paducah Parks and Recreation Needs Assessment Survey

Findings Report

...helping organizations make better decisions since 1982

2019

Submitted to the City of Paducah, Kentucky:

ETC Institute
725 W. Frontier Lane,
Olathe, Kansas
66061
April 2019





Contents

Executive Summary	i
Charts and Graphs	1
Priority Investment Rating.....	21
Benchmarking Analysis	29
Tabular Data	37
Survey Instrument	98

City of Paducah

Parks and Recreation Needs Assessment Survey

Executive Summary

Overview

ETC Institute administered a parks and recreation needs assessment survey for the City of Paducah during the spring of 2019. The survey was administered as part of the City's comprehensive study of its parks, recreation, trails, programs, events, and open space. The survey results will guide the City of Paducah in taking a resident-driven approach in evaluating current parks, facilities and programs, and planning for future needs.

Methodology

ETC Institute mailed a survey packet to a random sample of households throughout the City of Paducah and McCracken County. Each survey packet contained a cover letter, a copy of the survey, and a postage-paid return envelope. Residents who received the survey were given the option of returning the survey by mail or completing it on-line.

Ten days after the surveys were mailed, ETC Institute sent emails and placed phone calls to the households that received the survey to encourage participation. The emails contained a link to the on-line version of the survey to make it easy for residents to complete the survey. To prevent people who were not residents of the City of Paducah or McCracken County from participating, everyone who completed the survey on-line was required to enter their home address prior to submitting the survey. ETC Institute then matched the addresses that were entered on-line with the addresses that were originally selected for the random sample. If the address from a survey completed on-line did not match one of the addresses selected for the sample, the on-line survey was not counted.

The goal was to obtain completed surveys from a total of at least 600 households, including at least 400 from City of Paducah residents, and 200 from McCracken County residents living outside of the City of Paducah. These goals were far exceeded, with a total of 749 residents completing the survey; this includes 483 from City of Paducah residents, and 266 from McCracken County residents living outside of the City of Paducah. The overall results for the sample of 749 households have a precision of at least +/-3.6% at the 95% level of confidence.

This report contains the following:

- Charts showing the overall results of the survey (Section 1)
- Priority Investment Rating (PIR) that identifies priorities for facilities and programs (Section 2)
- Benchmarking analysis comparing the City's results to national results (Section 3)
- Tabular data showing the overall results for all questions on the survey (Section 4)
- A copy of the survey instrument (Section 5)

Major Findings

Usage and Ratings of Parks and Facilities

Eighty-eight percent (88%) of households have visited City of Paducah parks or facilities in the past year; 60% rated the parks/facilities they've visited as "good", 13% gave a rating of "excellent", 25% gave a rating of "fair", and only 2% gave a rating of "poor". Of those that have visited parks or facilities in the past year, the parks/facilities used by the highest percentage of households includes: Bob Noble Park (94%), Greenway Trail (54%), Riverfront Plaza (43%), and Stuart Nelson Park (37%).

Program Participation and Ratings

Twenty-one percent (21%) of households have participated in recreation programs offered by the City of Paducah during the past 12 months. Seventy-eight percent (78%) of households rated the quality of the programs they've participated in as either "excellent" or "good"; 18% gave a rating of "fair", and 5% gave a rating of "poor".

Organizations Used for Indoor and Outdoor Recreation

Twenty-seven percent (27%) of household have used the City of Paducah Parks and Recreation Department for parks and recreation activities during the past 12 months. The other organizations that households use the most include: churches (35%), Kentucky state parks (26%), and Paducah or McCracken County schools (24%).

Barriers to Using Parks, Facilities, Trails and Programs

Respondents were asked from a list of 19 potential reasons to identify what prevents them from using parks, recreation facilities, trails or programs of the City of Paducah more often. The most frequently mentioned reasons were: "Do not know what is offered" (35%) "Facility/program not offered" (21%), and "Security or safety concerns" (18%).

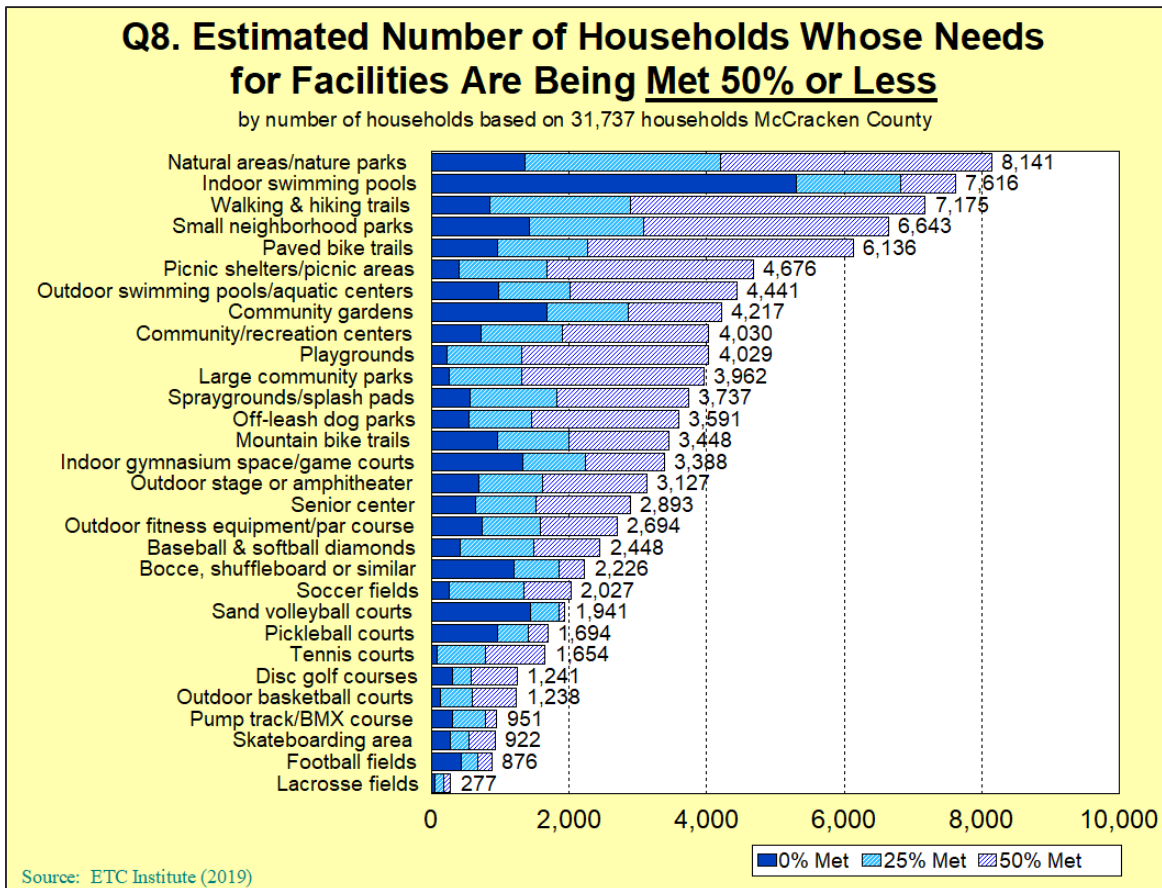
Ways Respondents Learn About Parks and Recreation Programs/Activities

The most frequently mentioned ways that households learn about City of Paducah parks and recreation programs and activities includes: word of mouth (56%), social networking (39%), newspaper (37%), and radio/television (34%).

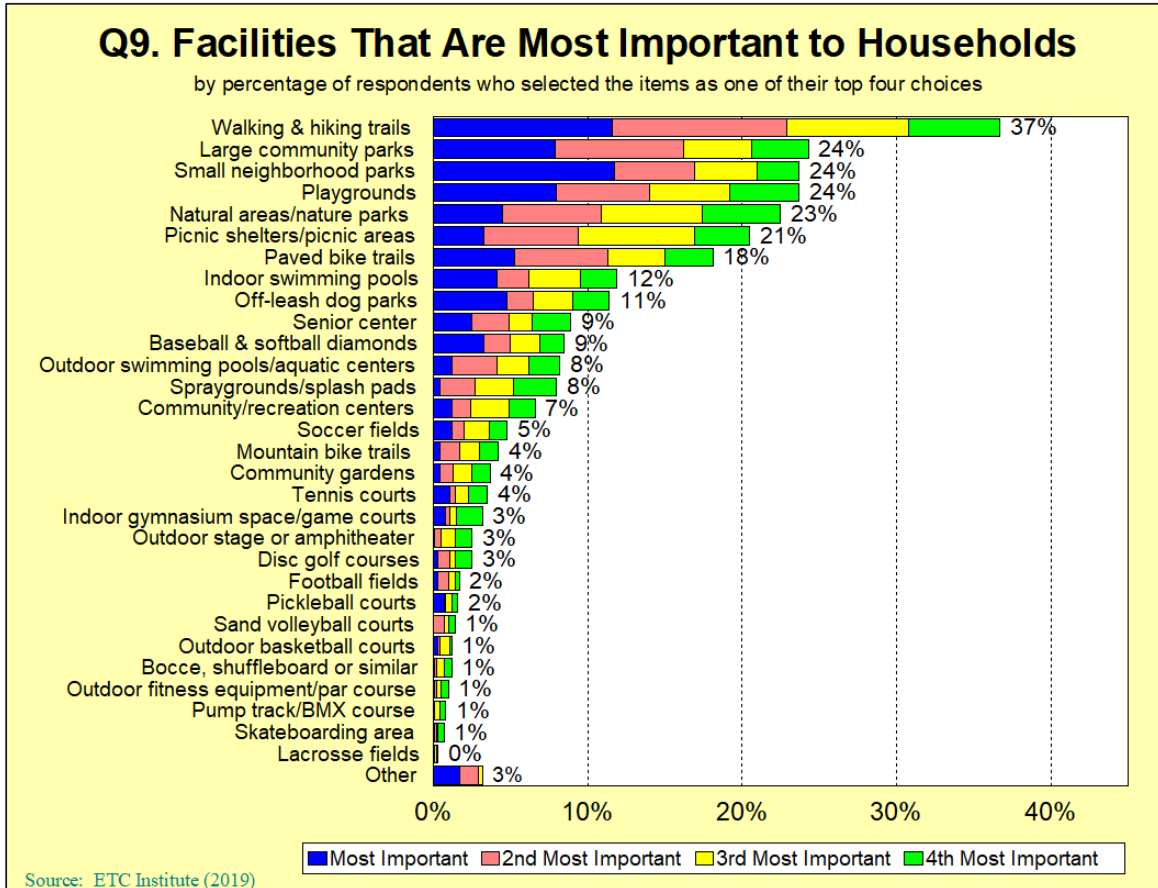
Facility Needs and Priorities

Facility Needs: Respondents were asked to identify if their household had a need for 30 various recreation facilities, and then rate how well their needs for each were currently being met. Based on this analysis, ETC Institute was able to estimate the number of households in the community that had the greatest “unmet” need for various facilities.

The recreation facilities with the highest percentage of households that indicated a need for the facility were: walking and hiking trails (63%), picnic shelters/picnic areas (57%), large community parks (52%), and natural areas/nature parks (51%). When analyzing the needs in the community, ETC Institute determined that the facilities with the highest level of unmet needs are: natural areas/nature parks (8,141 households), indoor swimming pools (7,616 households), walking and hiking trails (7,175 households), and small neighborhood parks (6,643 households). The estimated number of households that have unmet needs for each of the 30 facilities that were assessed is shown in the chart below.



Facility Importance: In addition to assessing the needs for each facility, ETC Institute also assessed the importance that residents placed on each facility. Based on the sum of respondents’ top four choices, the most important facilities to households were: walking and hiking trails (37%), large community parks (24%), small neighborhood parks (24%), playgrounds (24%), and natural areas/nature parks (23%). The percentage of residents who selected each facility as one of their top four choices is shown in the chart below.

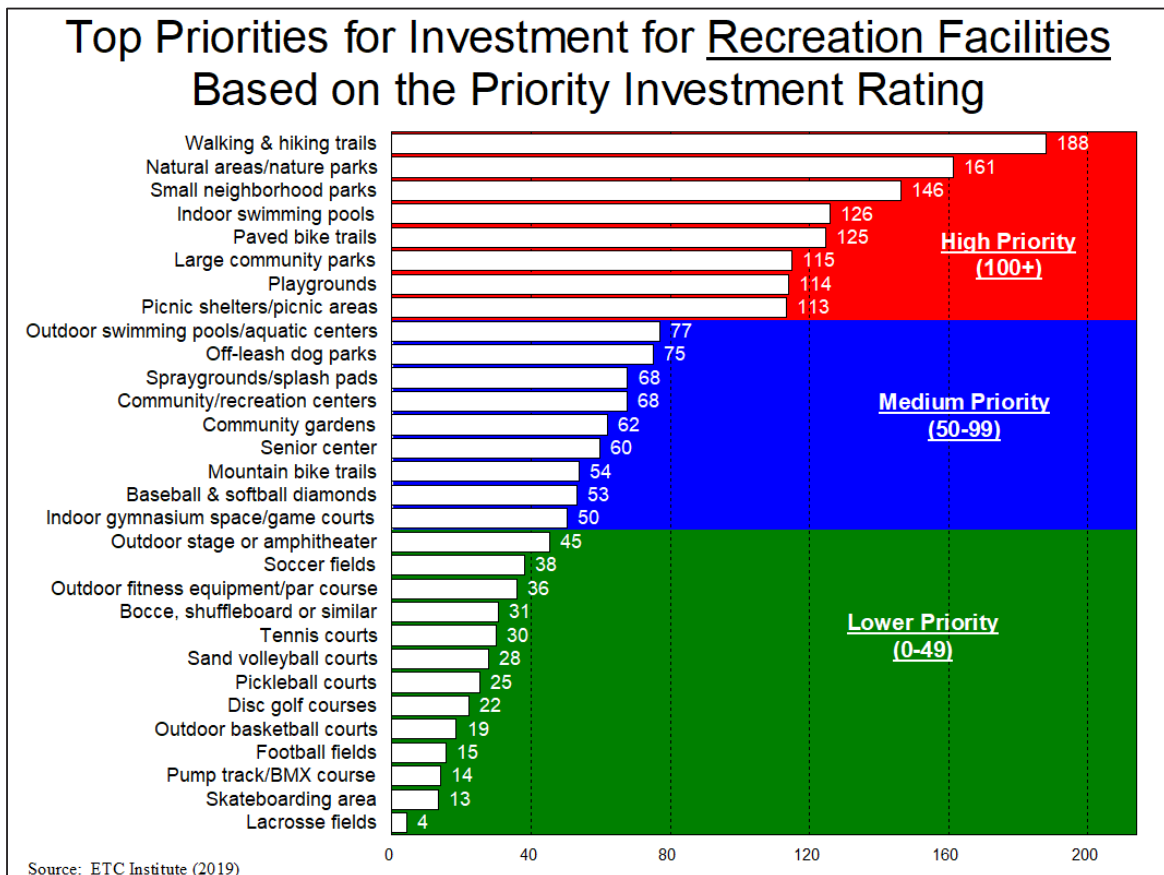


Priorities for Facility Investments: The **Priority Investment Rating (PIR)** was developed by ETC Institute to provide organizations with an objective tool for evaluating the priority that should be placed on Parks and Recreation investments. The Priority Investment Rating (PIR) equally weights (1) the importance that residents place on facilities and (2) how many residents have unmet needs for the facility. [Details regarding the methodology for this analysis are provided in Section 2 of this report.]

Based the Priority Investment Rating (PIR), the following eight facilities were rated as high priorities for investment:

- Walking and hiking trails (PIR=188)
- Natural areas/nature parks (PIR=161)
- Small neighborhood parks (PIR=146)
- Indoor swimming pools (PIR=126)
- Paved bike trails (PIR=125)
- Large community parks (PIR=115)
- Playgrounds (PIR=114)
- Picnic shelters/picnic areas (PIR=113)

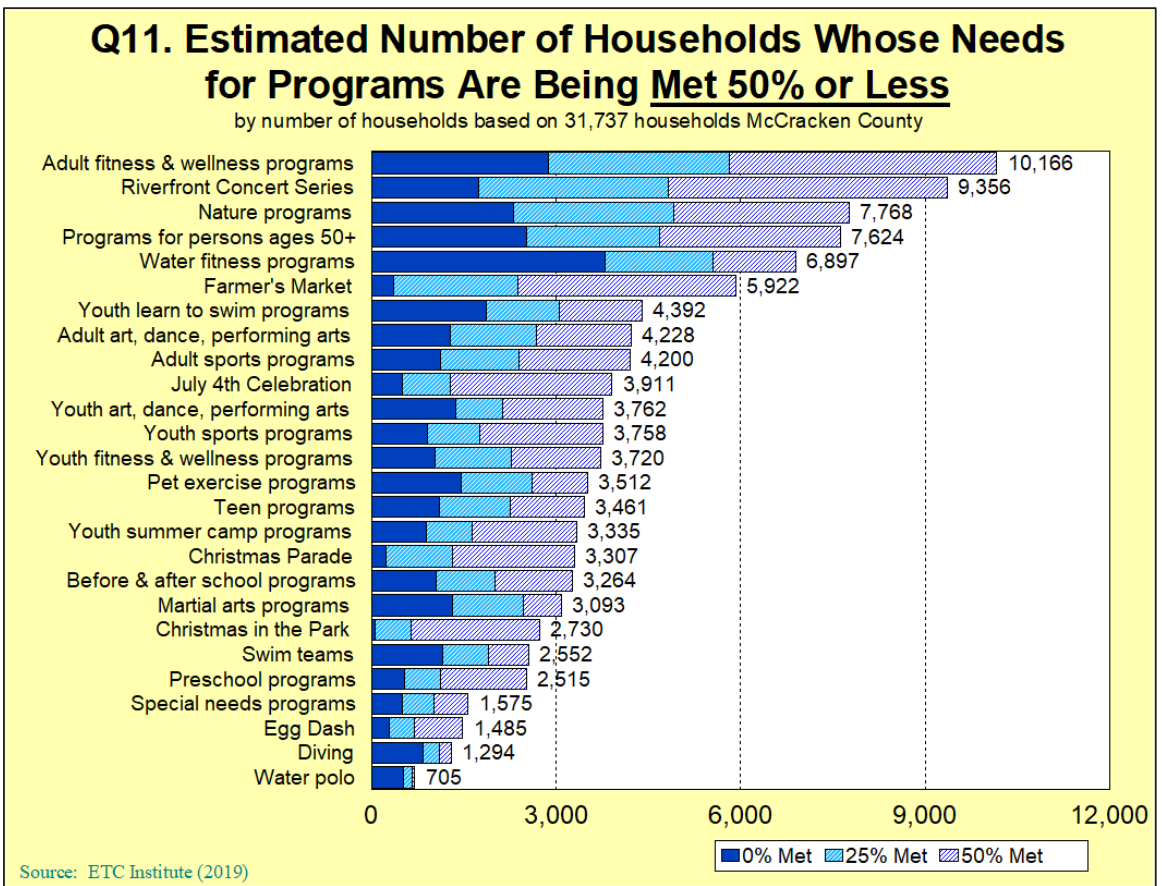
The chart below shows the Priority Investment Rating for each of the 30 facilities that were assessed on the survey.



Programming Needs and Priorities

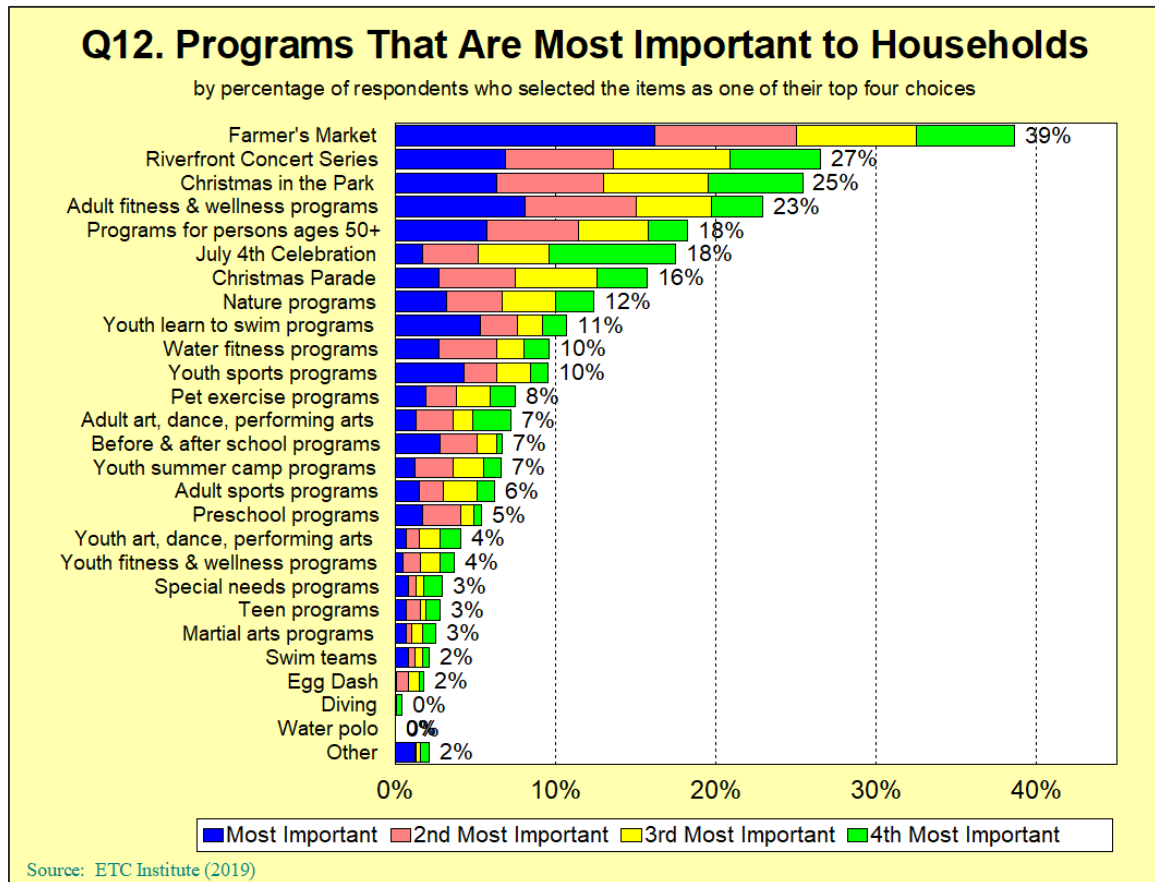
Programming Needs. Respondents were also asked to identify if their household had a need for 26 recreational programs, and then rate how well their needs for each program were currently being met. Based on this analysis, ETC Institute was able to estimate the number of households in the community that had “unmet” needs for each program.

The programs with the highest percentage of households that had needs were: Farmers’ market (66%), Christmas in the Park (56%), Riverfront Concert Series (52%), and July 4th Celebration (47%). When analyzing the needs in the community, ETC Institute determined that the programs with the highest level of unmet needs are: adult fitness and wellness programs (10,166 households), Riverfront Concert Series (9,356 households), nature programs (7,768 households), and programs for persons ages 50+ (7,624 households). The estimated number of households that have unmet needs for each of the 26 programs that were assessed is shown in the chart below.



Program Importance. In addition to assessing the needs for each program, ETC Institute also assessed the importance that residents place on each program. Based on the sum of respondents’ top four choices, the most important programs to households were: Farmers’ Market (39%), Riverfront Concert Series (27%), Christmas in the Park (25%), and adult fitness and wellness programs (23%).

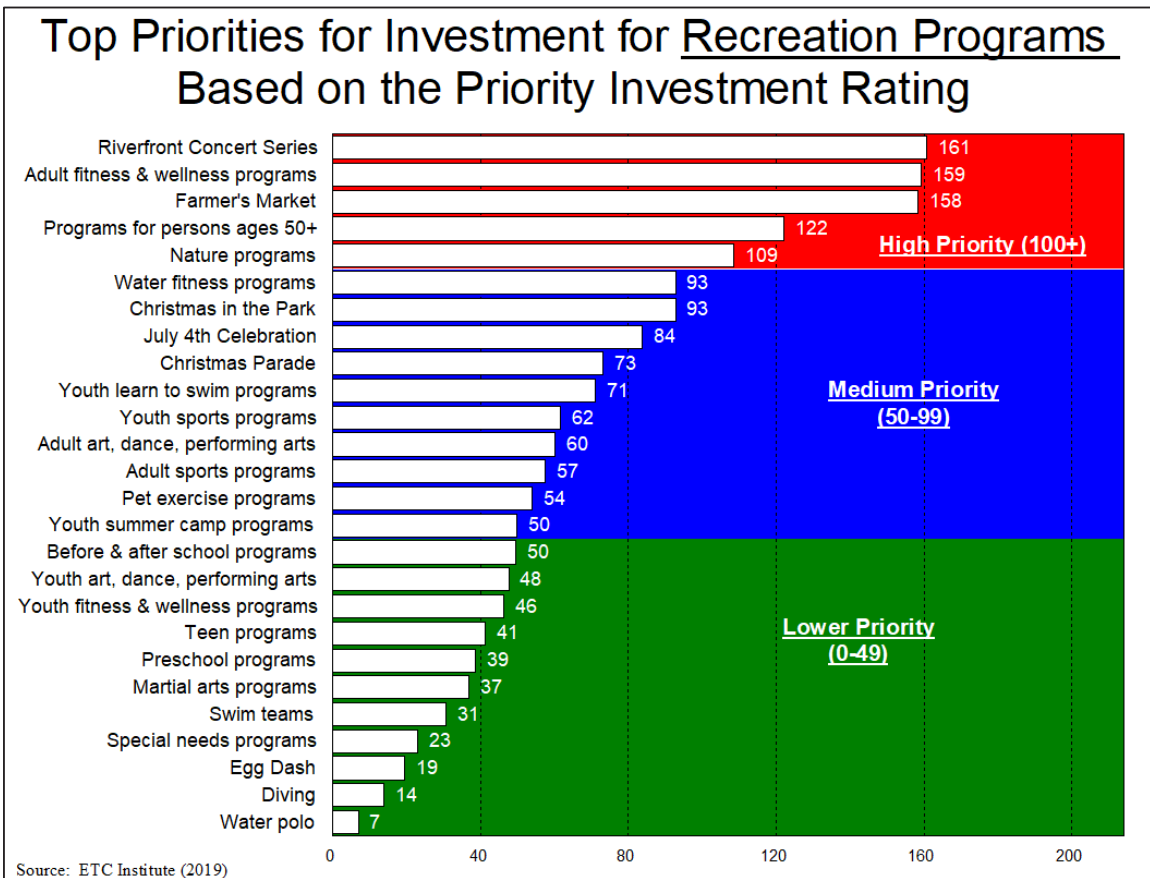
The percentage of residents who selected each program as one of their top four choices is shown in the chart below.



Priorities for Programming Investments. Based the priority investment rating (PIR), which was described briefly on page v of this Executive Summary and is described in more detail in Section 2 of this report, the following five programs were rated as “high priorities” for investment:

- Riverfront Concert Series (PIR=161)
- Adults fitness and wellness programs (PIR=159)
- Farmers’ Market (PIR=158)
- Programs for persons ages 50+ (PIR=122)
- Nature programs (PIR=109)

The chart below shows the Priority Investment Rating (PIR) for each of the 26 programs that were assessed on the survey.



New Indoor Recreation Center

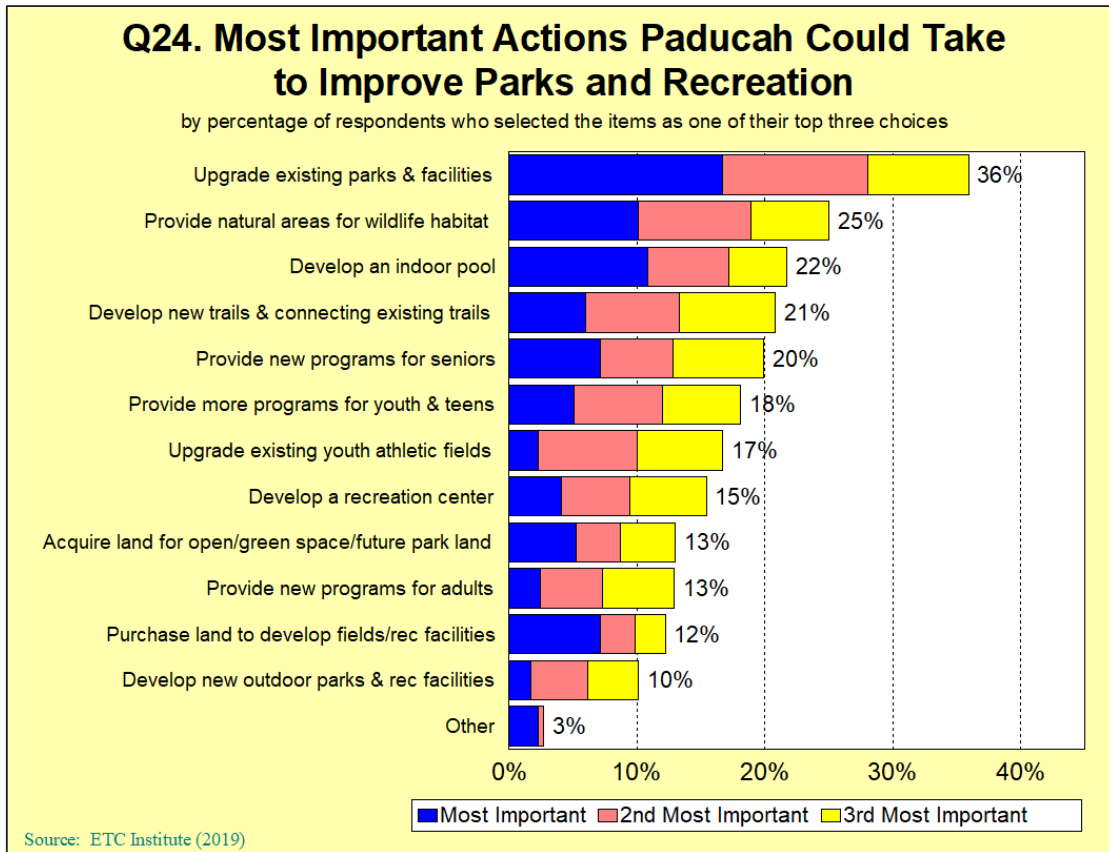
Residents were asked if they feel there is a need for a new indoor recreation center. Two-thirds (67%) indicated “yes”, 27% indicated “no”, and 7% didn’t provide a response. Of the 67% who feel there is a need for a new indoor recreation center, 73% indicated they would use a walking track in a new indoor recreation center. The other types of facilities that the highest percentage of households would use in a new recreation center were: cardio room with fitness equipment (57%), warm water therapeutic pool (53%), a family activity pool (47%), and a lap pool (43%).

New Sports Field Complex

Residents were asked if they feel there is a need for a new sports field complex and upgraded sports fields. Nearly half (49%) indicated “yes”, 42% indicated “no”, and 9% didn’t provide a response. Of the 49% who feel there is a need for a new sports field complex, 54% indicated they would use a baseball field, 53% would use a softball field, and 50% would use a soccer field.

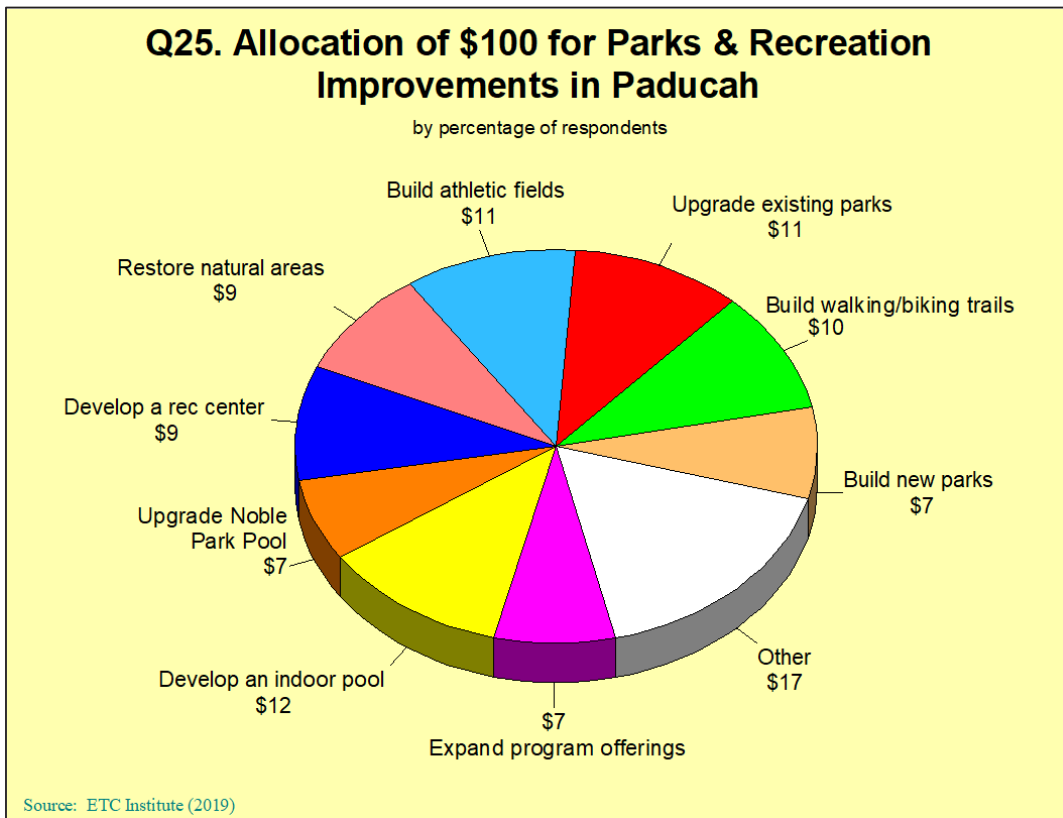
Actions to Improve Parks and Recreation

Based on the sum of their top three choices, respondents feel the most important actions the City can take to improve parks and recreation are: upgrade existing parks and facilities (36%), provide natural areas for wildlife habitat (25%), and develop an indoor pool (22%).



Additional Findings

- The types of recreation facilities that the highest percentage of households have used in the past year at Paducah parks are: greenway trails (49%), playgrounds (42%), and picnic shelters (36%).
- The upgrades that households would most like to see made at existing Paducah parks are: new/improved restrooms (52%), walking/hiking trails (39%), picnic shelters (38%), drinking fountains (36%), and security cameras and lighting (36%).
- Respondents were given a hypothetical situation where an extra \$100 is available for City of Paducah parks and recreation improvements. They were asked to indicate, among 10 categories, how they would allocate the funds. The pie chart below shows how respondents would allocate the funds among the 10 categories of funding.



- The City sponsored special events in which the highest percentage of households have used in the past year are: Farmer’s Market (68%) and Christmas in the Park (65%).

Conclusions

In order to ensure that the City of Paducah continues to meet the needs and expectations of the community, ETC Institute recommends that the City sustain and/or improve the performance in areas that were identified as “high priorities” by the Priority Investment Rating (PIR). The facilities and programs with the highest PIR ratings are listed below.

Facility Priorities

- Walking and hiking trails (PIR=188)
- Natural areas/nature parks (PIR=161)
- Small neighborhood parks (PIR=146)
- Indoor swimming pools (PIR=126)
- Paved bike trails (PIR=125)
- Large community parks (PIR=115)
- Playgrounds (PIR=114)
- Picnic shelters/picnic areas (PIR=113)

Programming Priorities

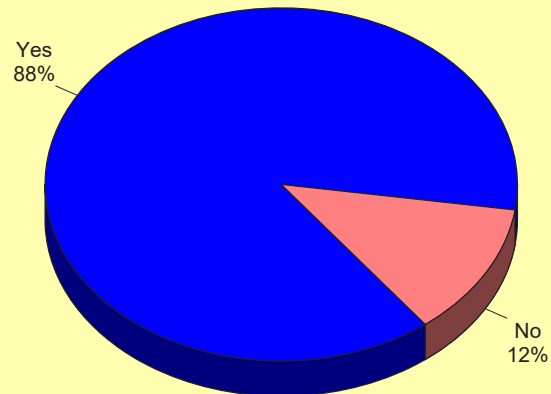
- Riverfront Concert Series (PIR=161)
- Adults fitness and wellness programs (PIR=159)
- Farmers’ Market (PIR=158)
- Programs for persons ages 50+ (PIR=122)
- Nature programs (PIR=109)

Section 1

Charts and Graphs

Q1. Have you or any member of your household visited any parks or recreation facilities offered by the City of Paducah in the past year?

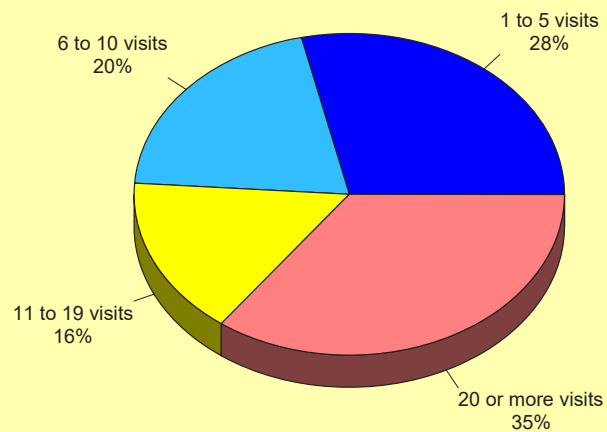
by percentage of respondents



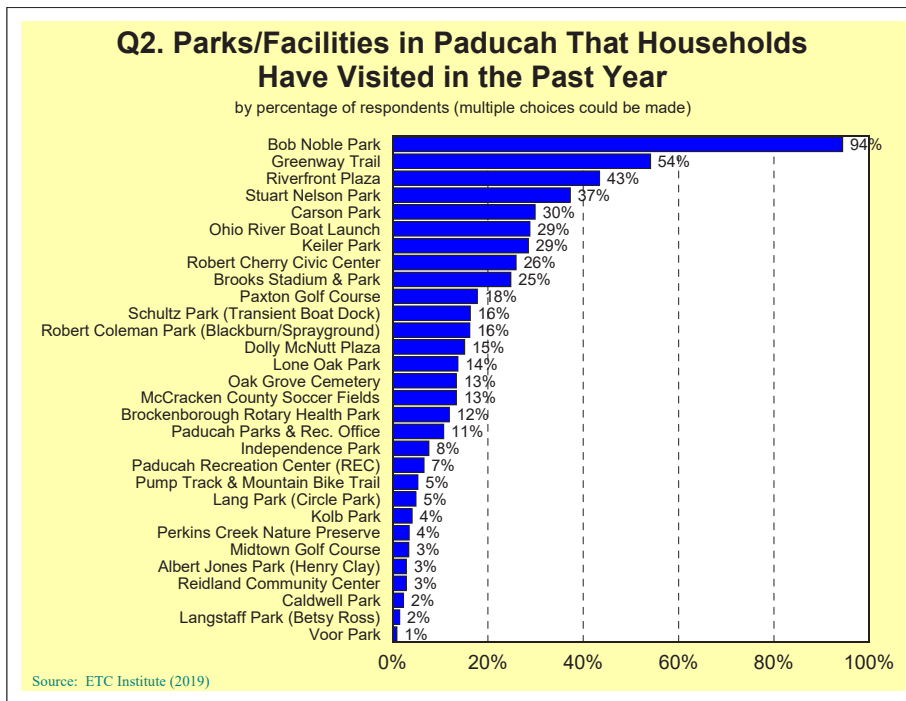
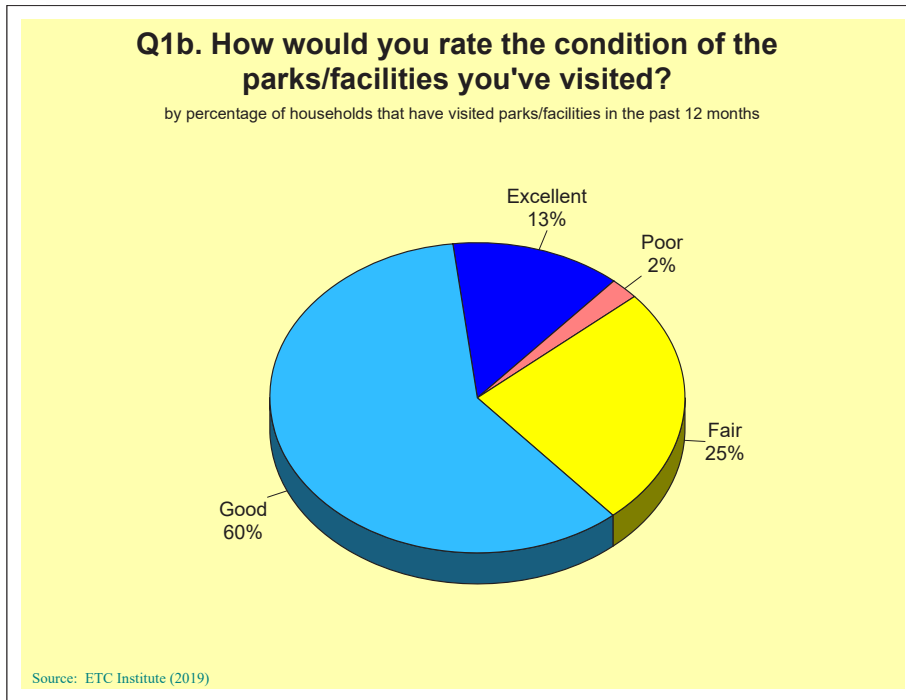
Source: ETC Institute (2019)

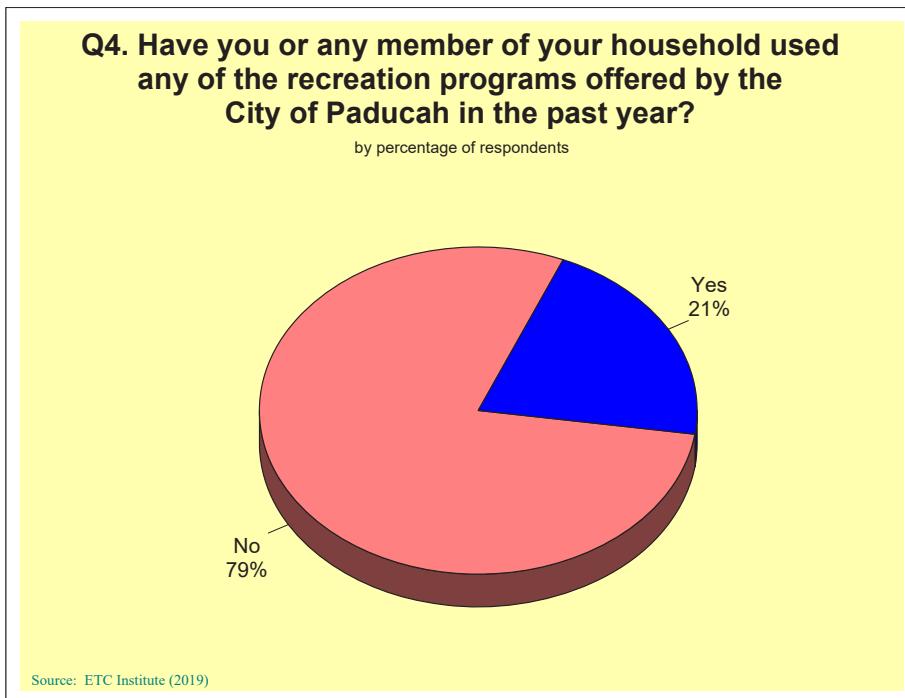
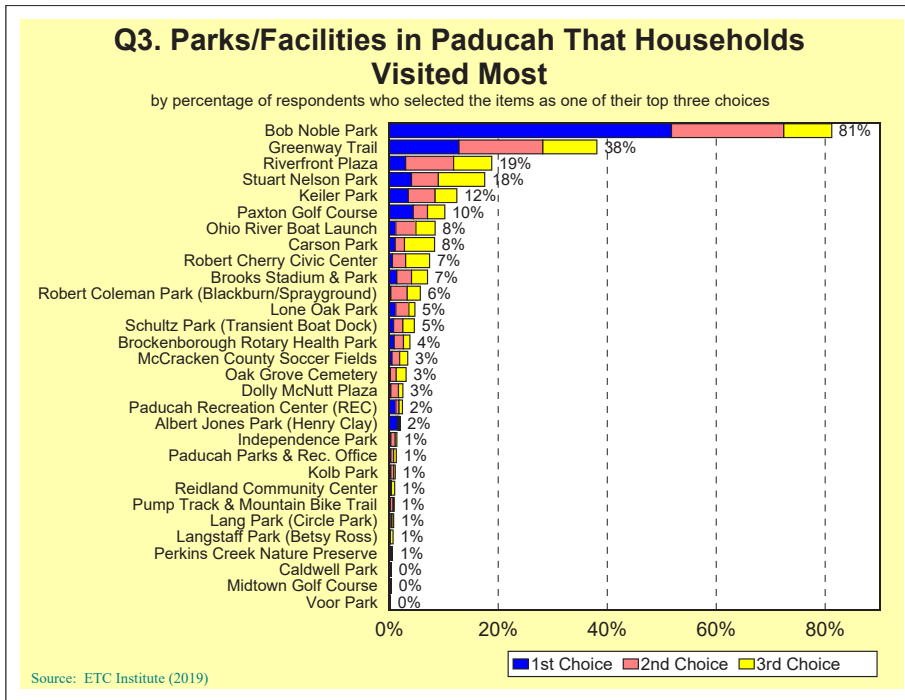
Q1a. How often did you or any member of your household visit parks/facilities during the past year?

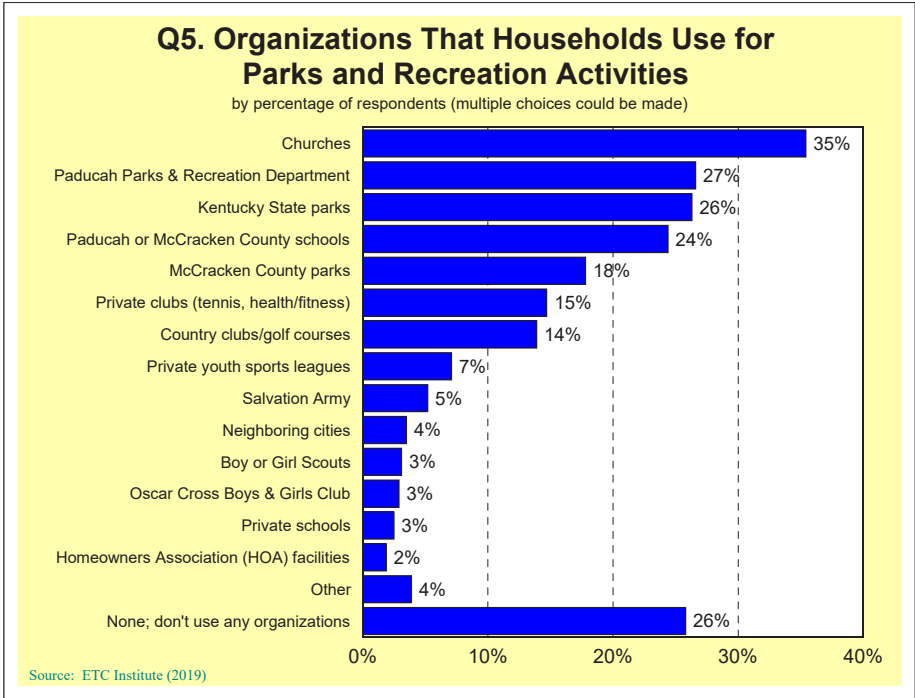
by percentage of households that have visited parks/facilities in the past 12 months

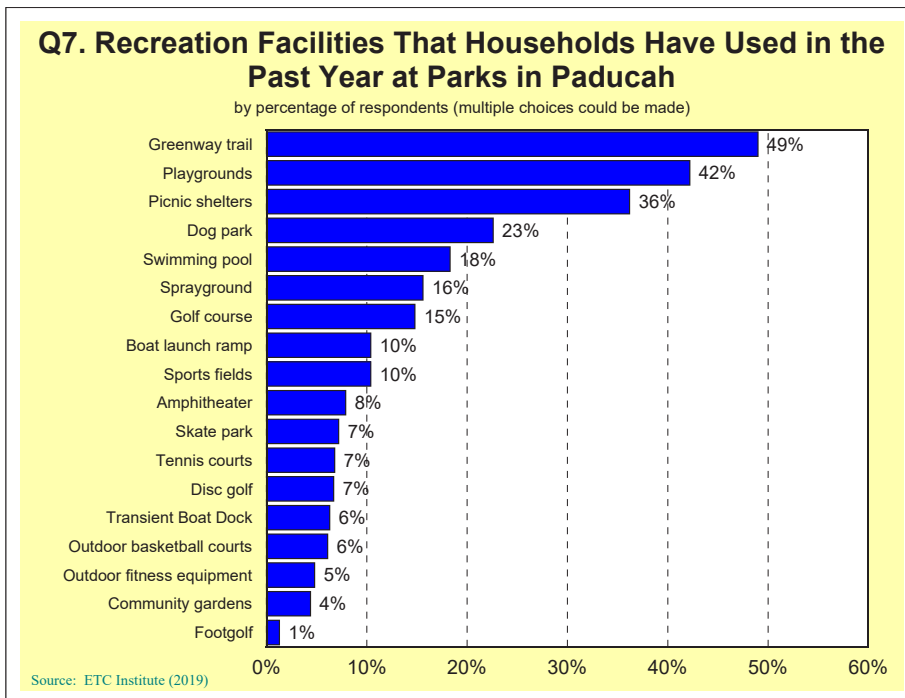
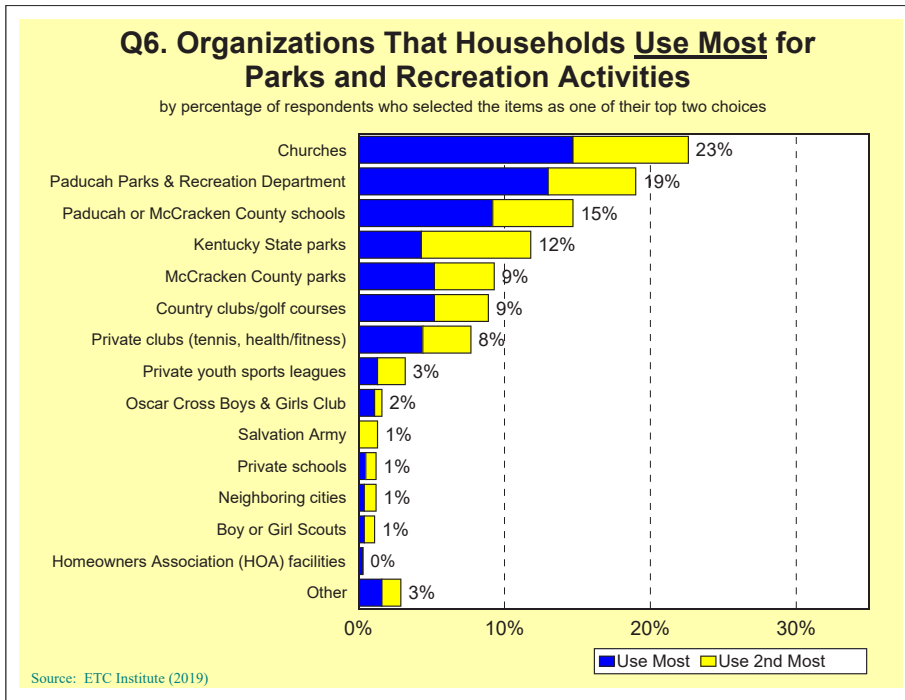


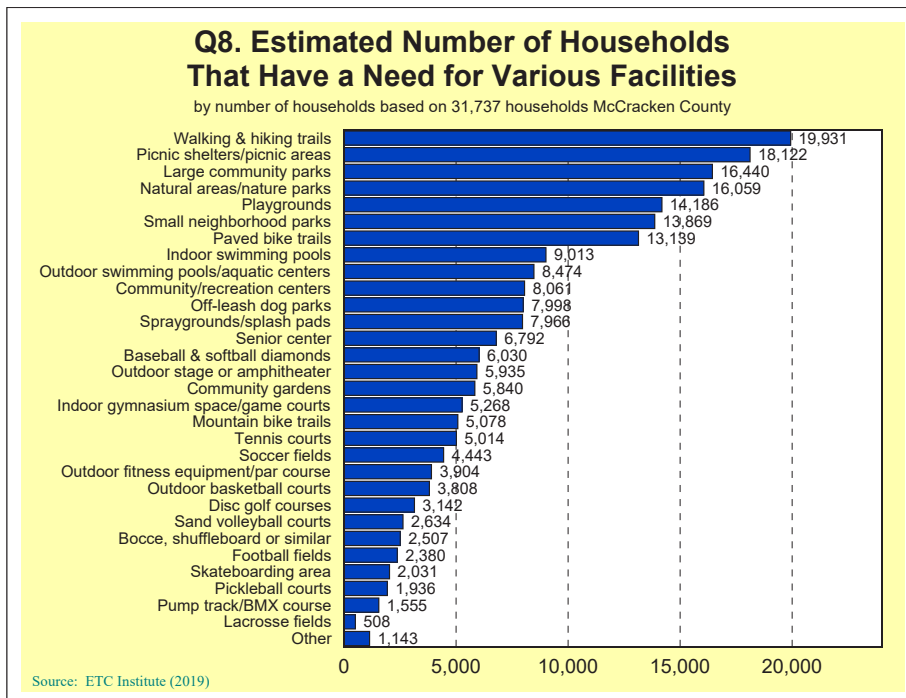
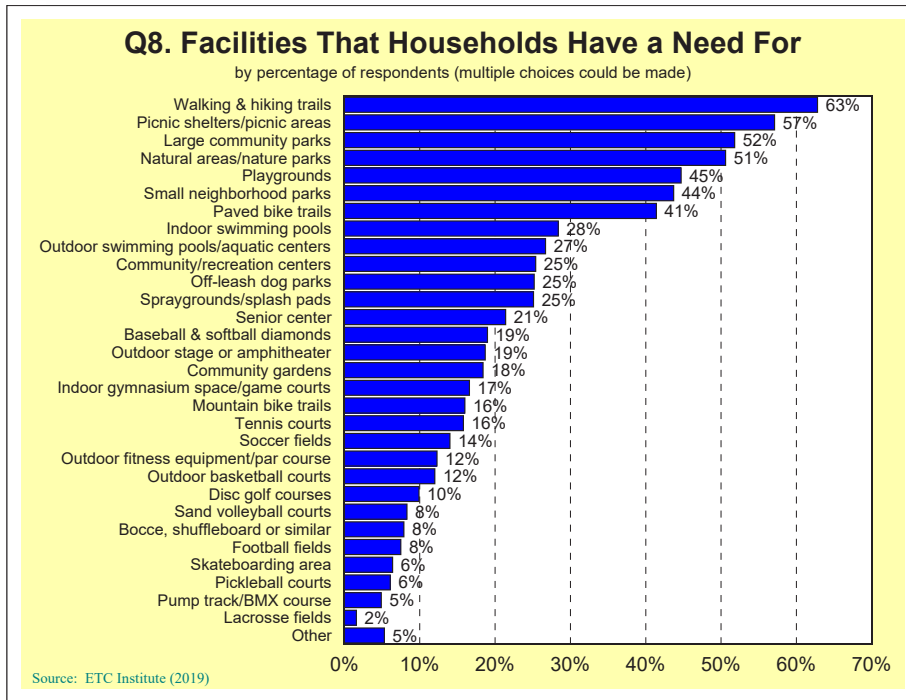
Source: ETC Institute (2019)



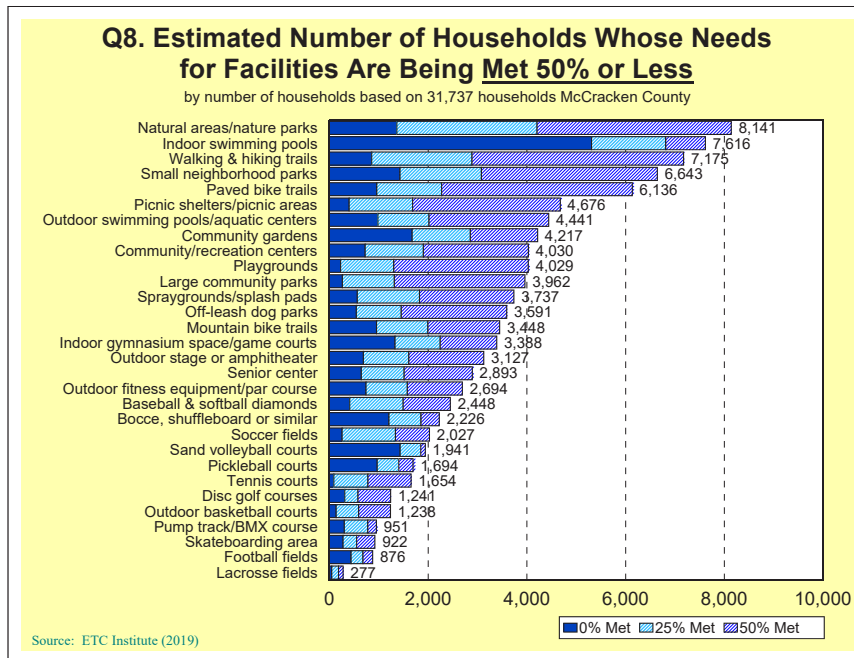
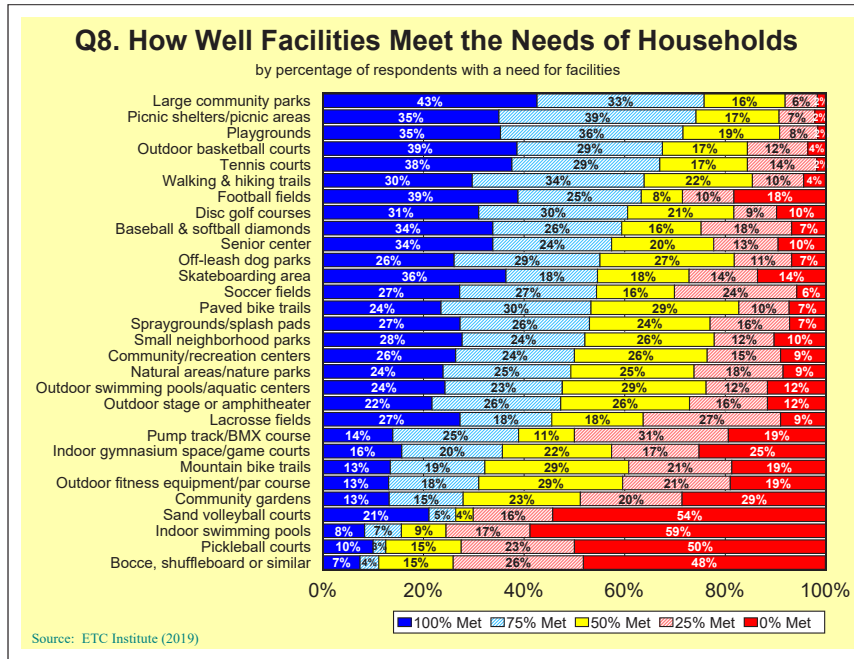


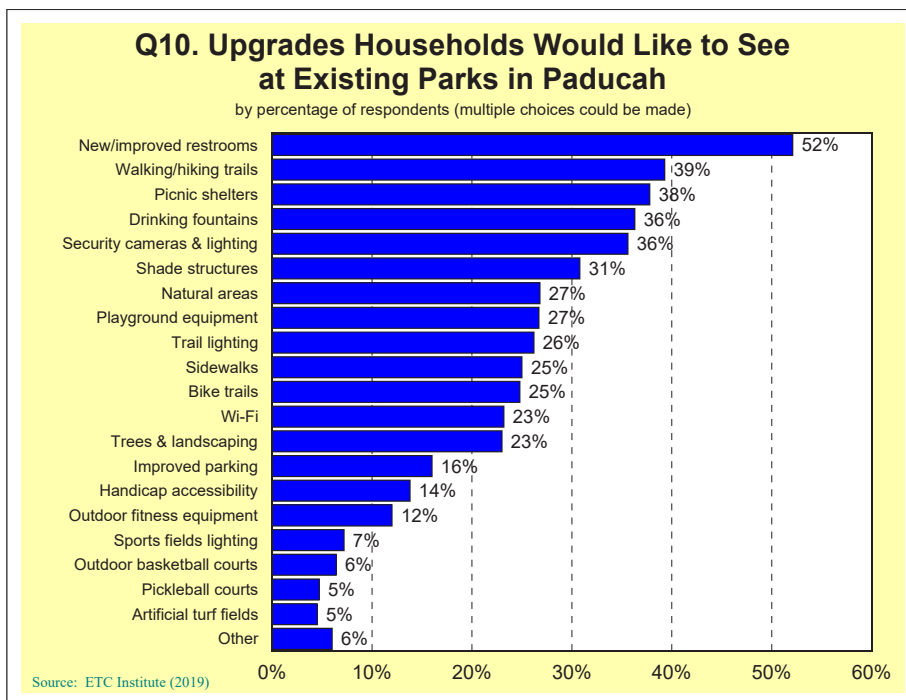
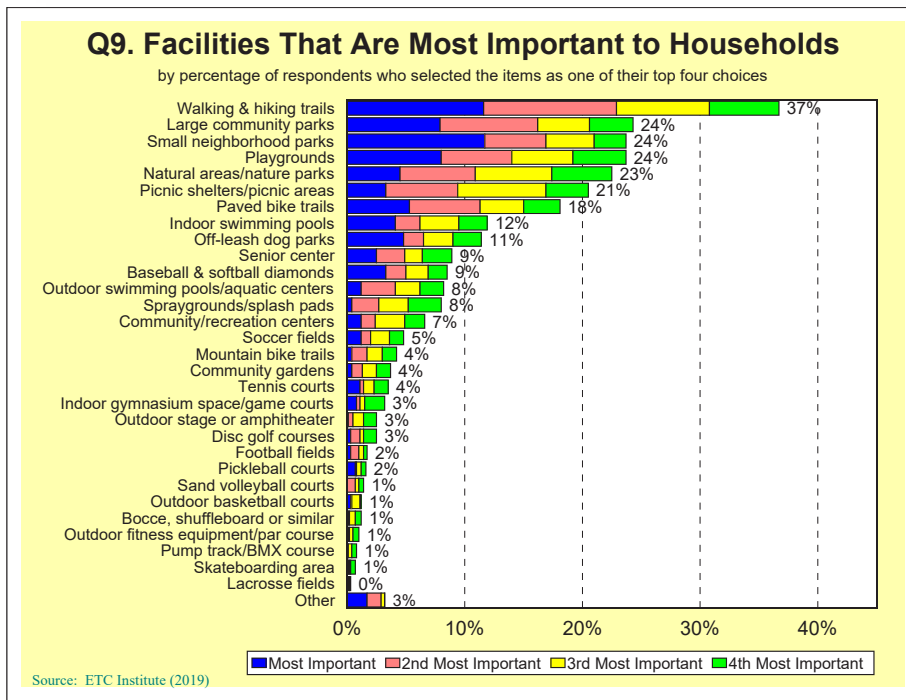




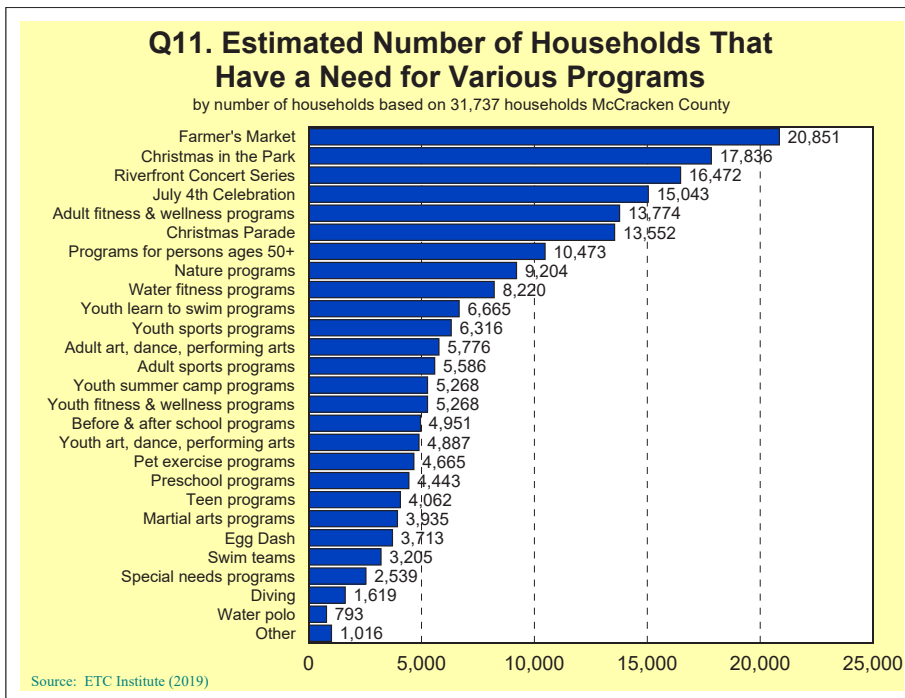
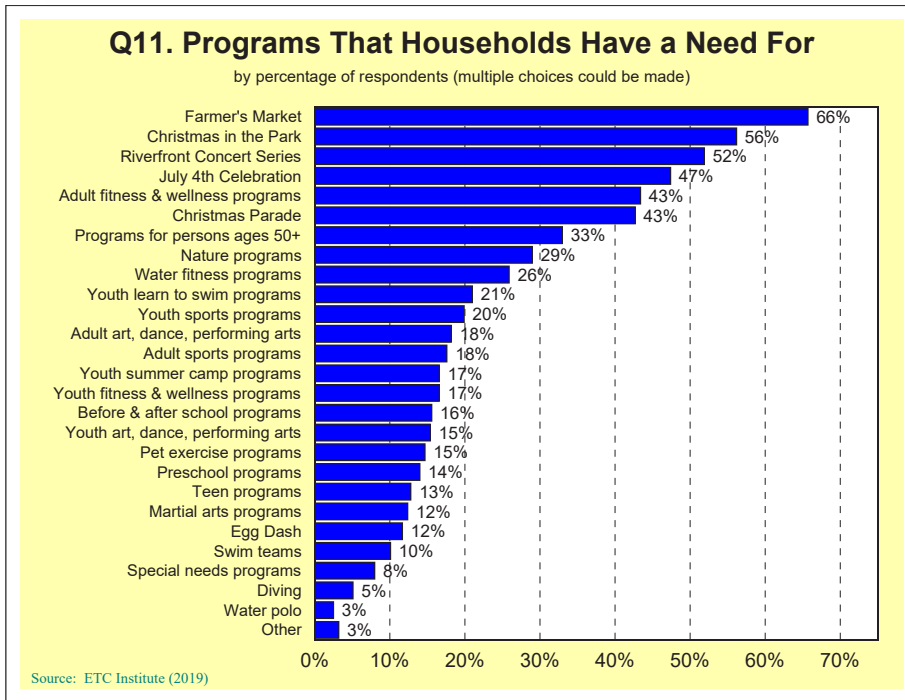


City of Paducah Parks and Recreation Needs Assessment Survey Findings Report

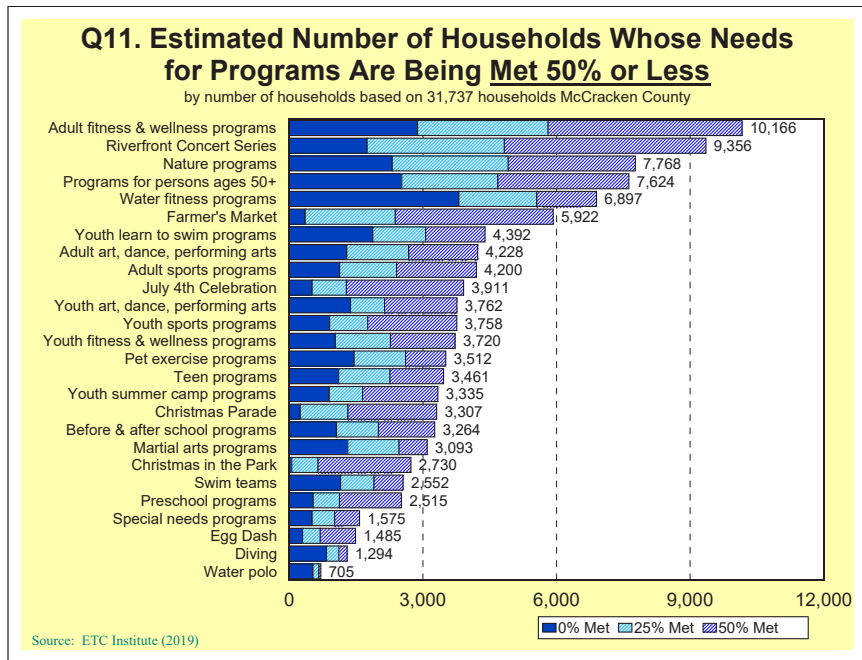
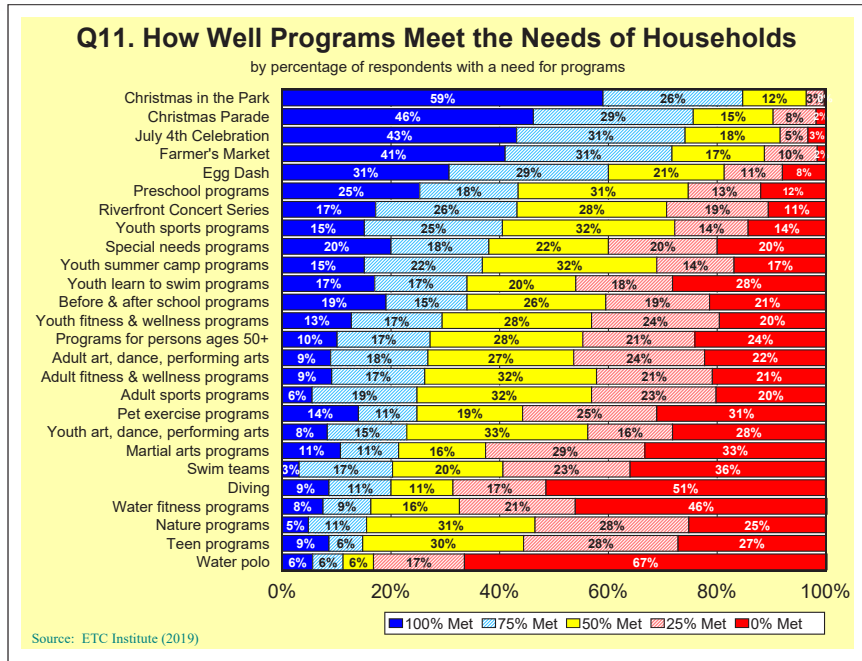


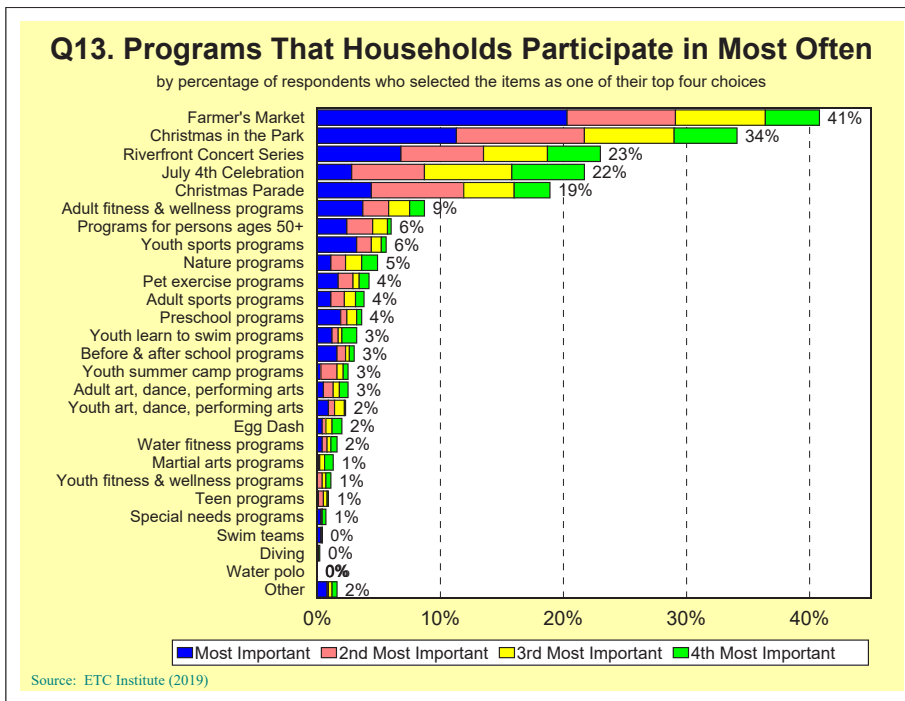
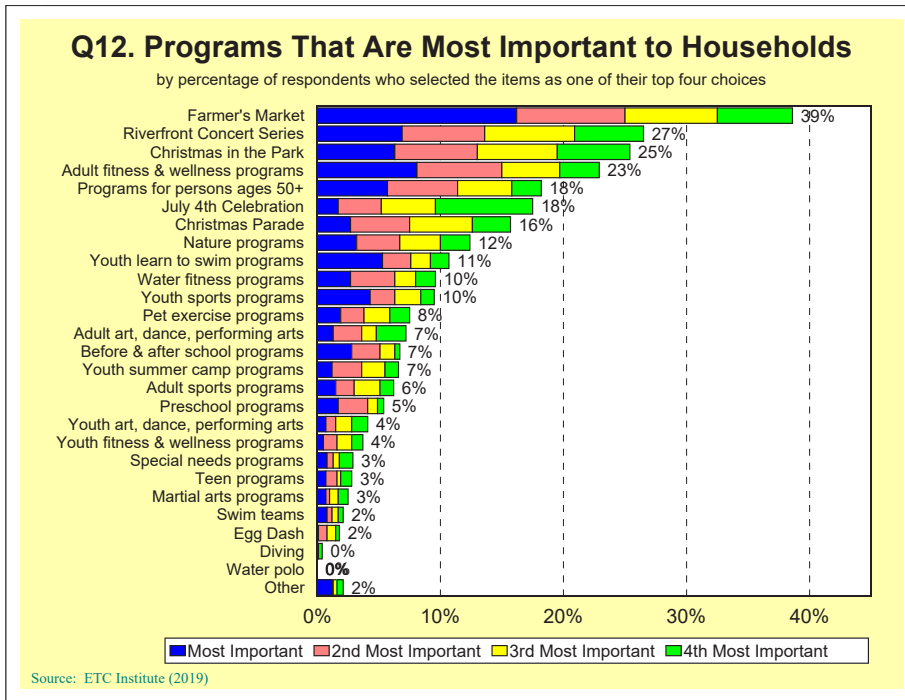


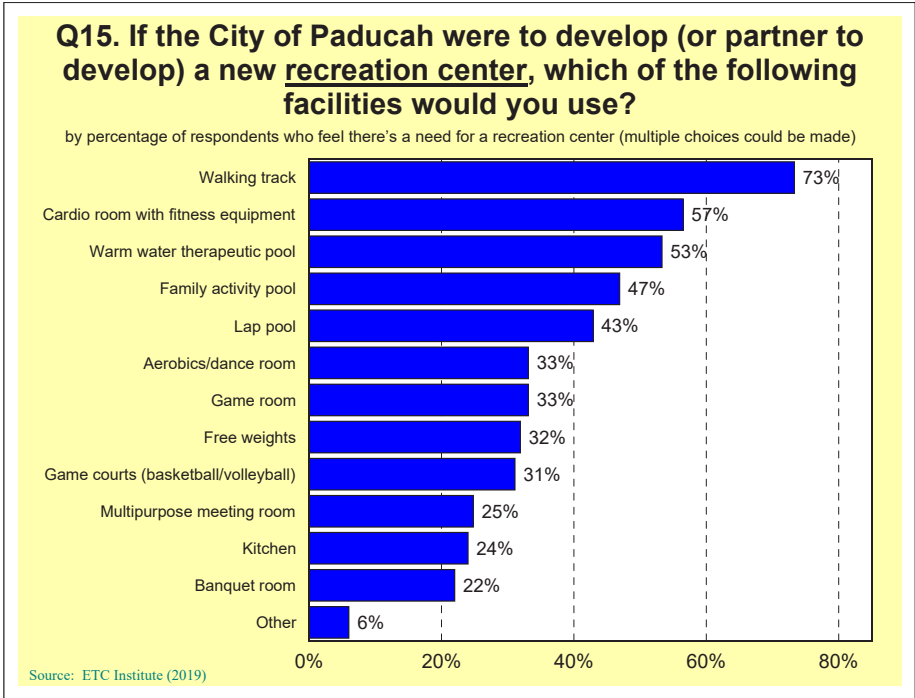
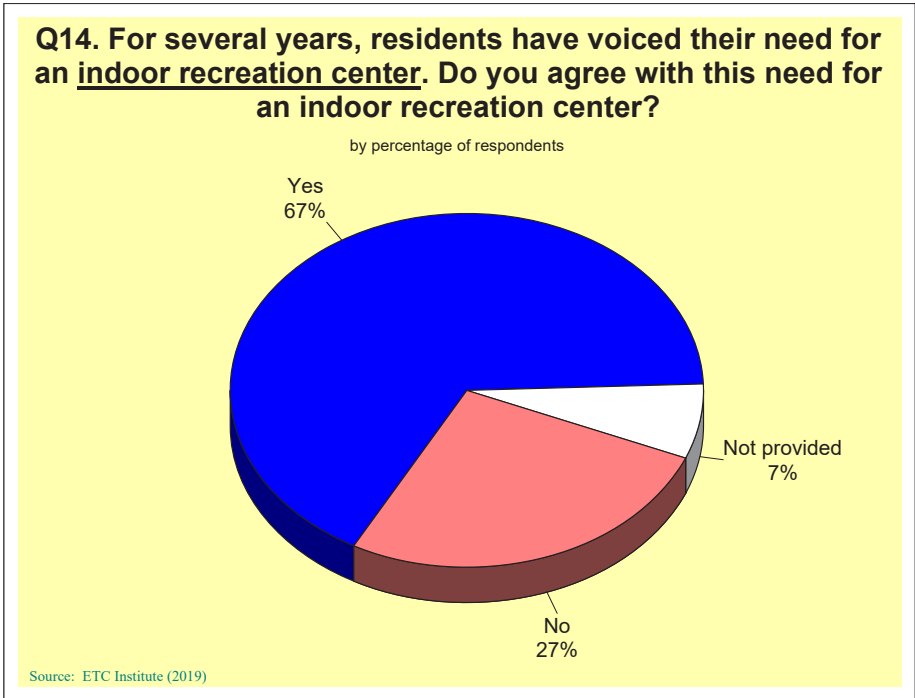
City of Paducah Parks and Recreation Needs Assessment Survey Findings Report

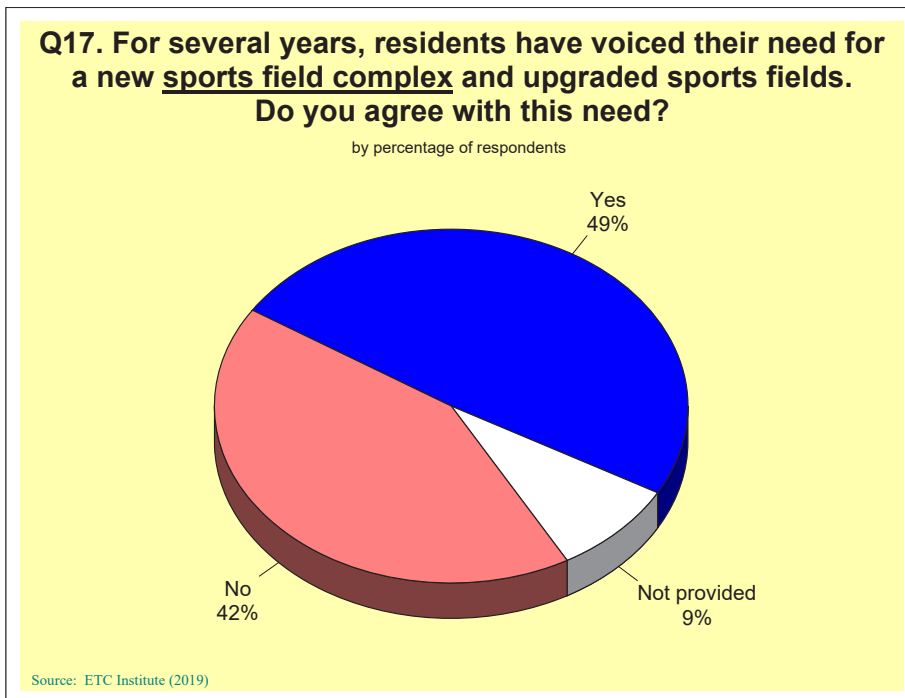
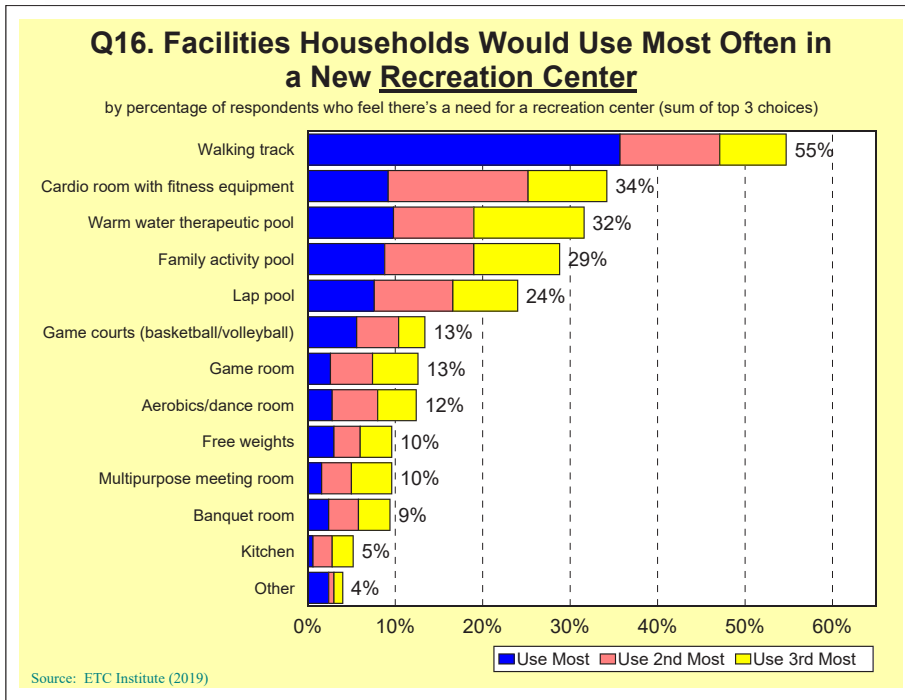


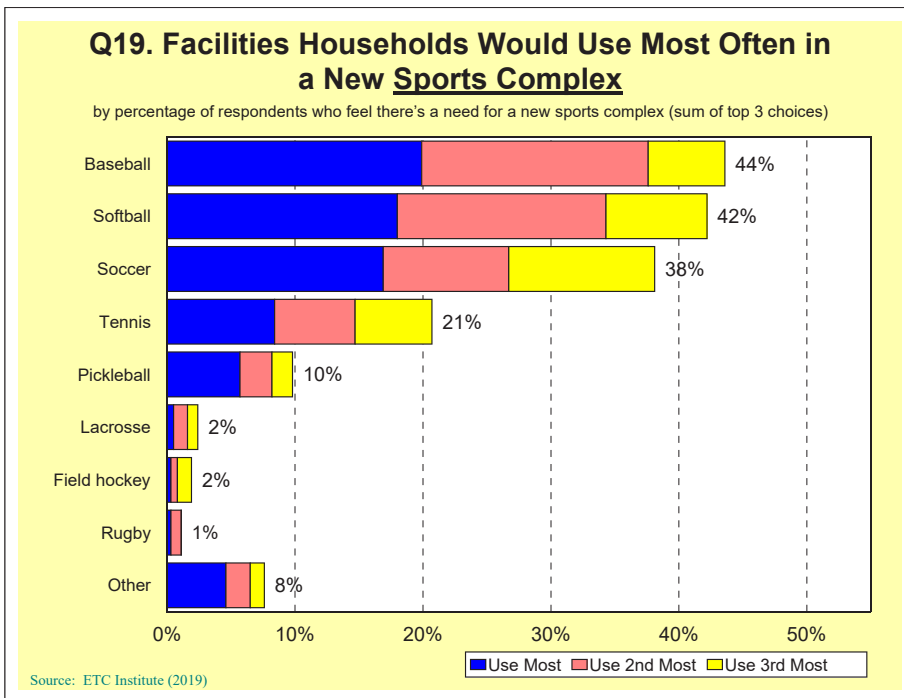
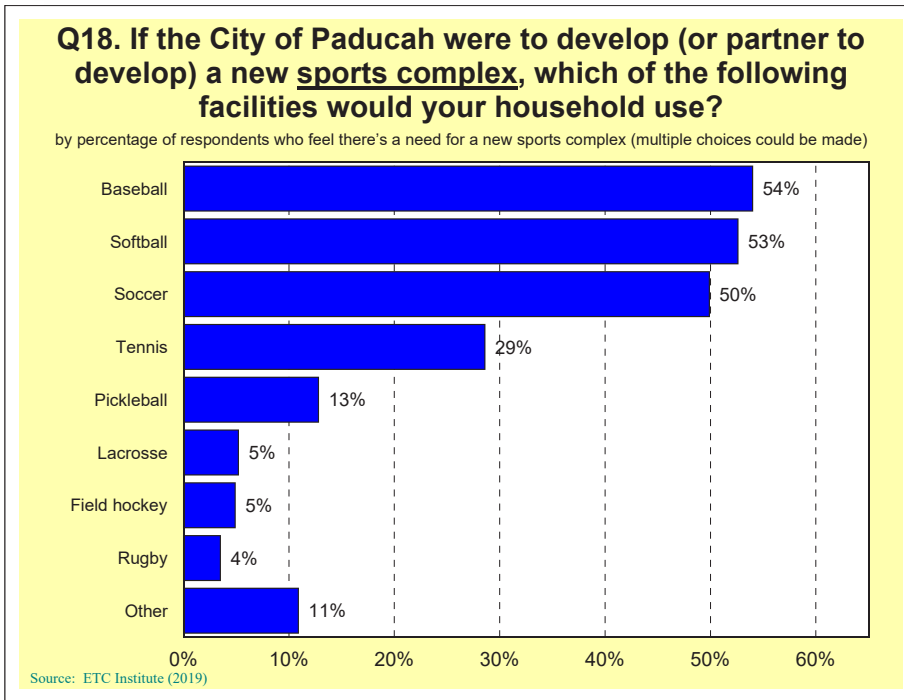
City of Paducah Parks and Recreation Needs Assessment Survey Findings Report

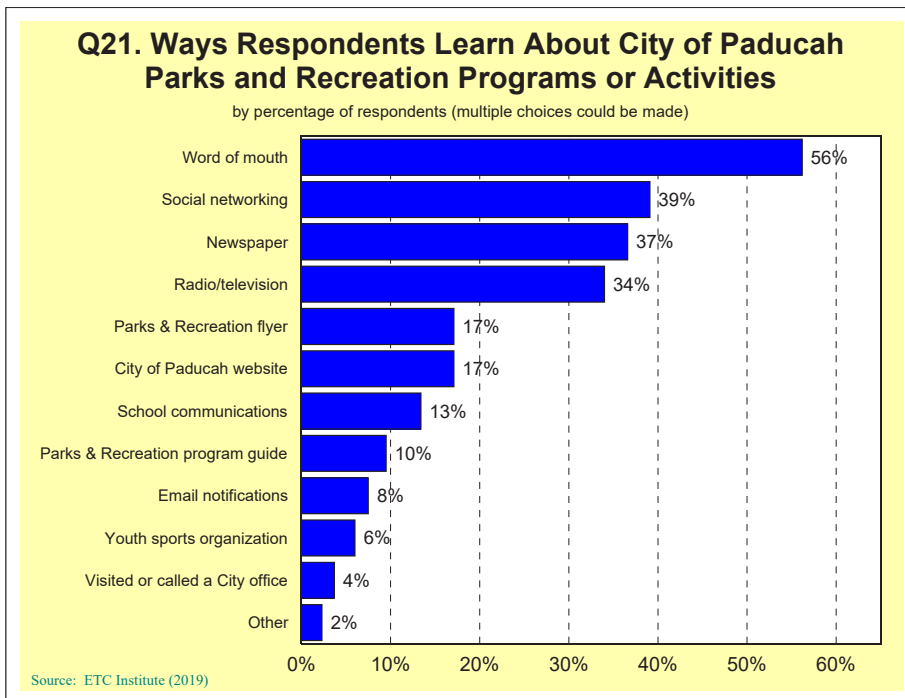
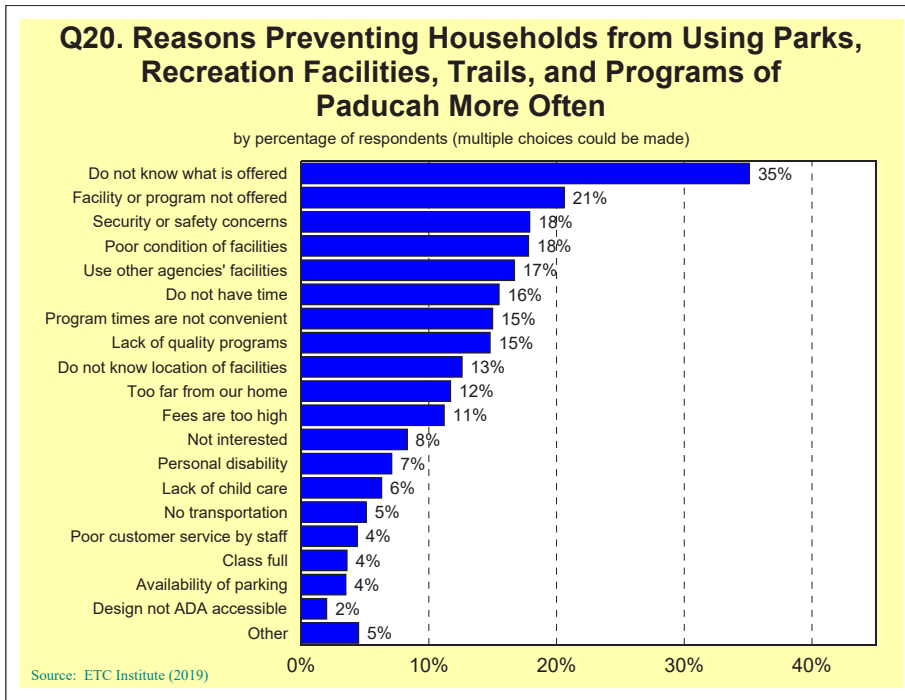




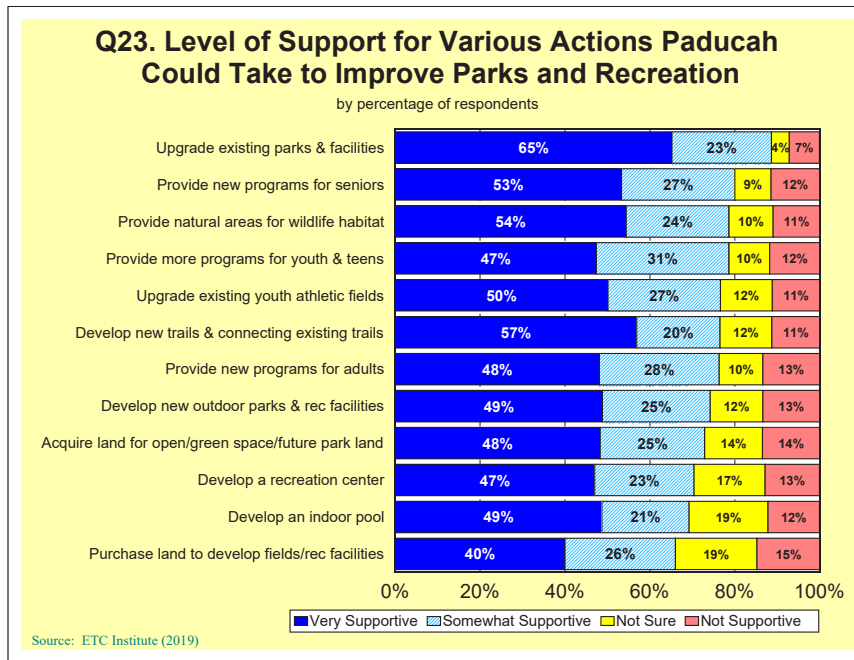
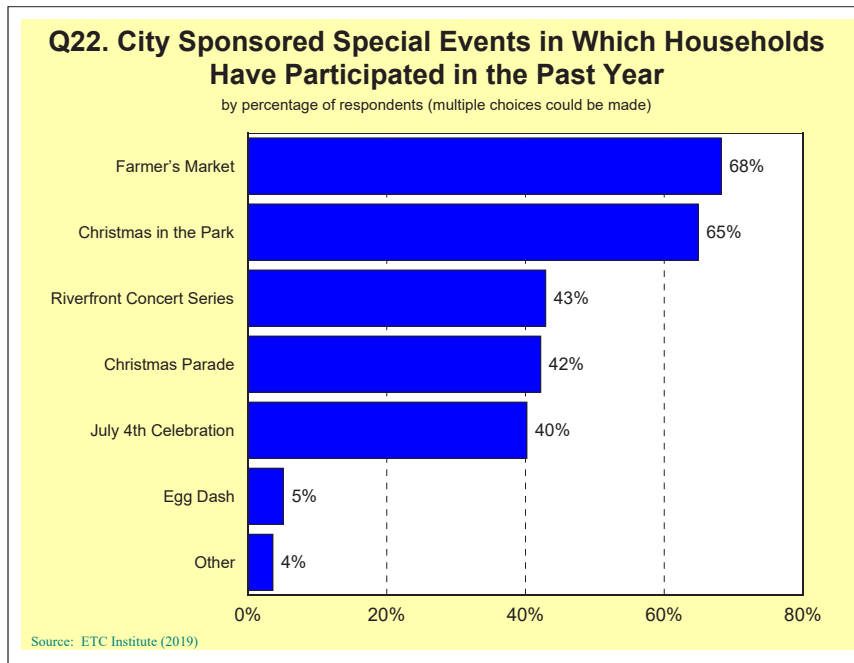


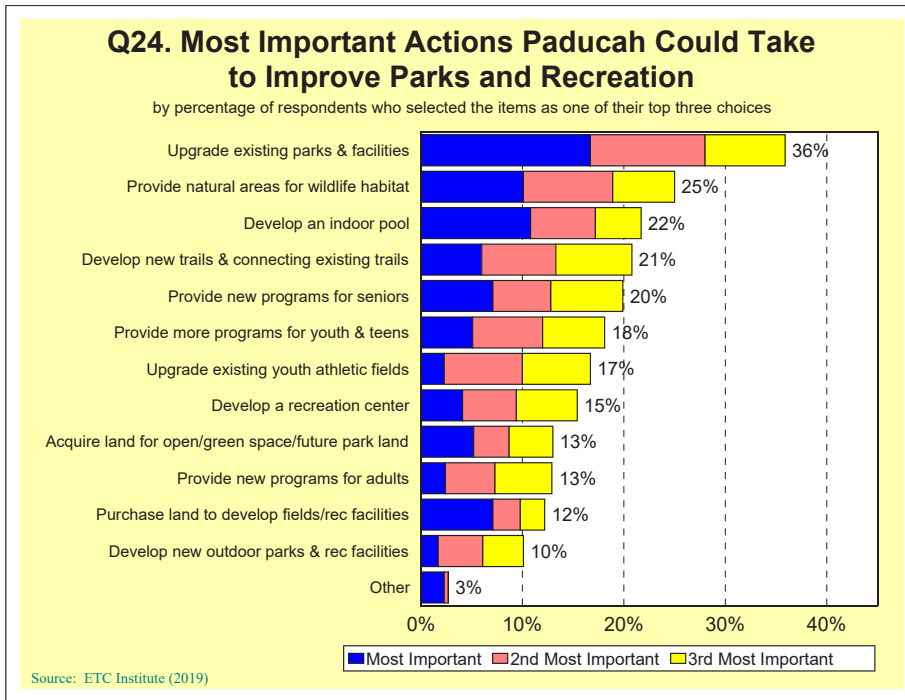


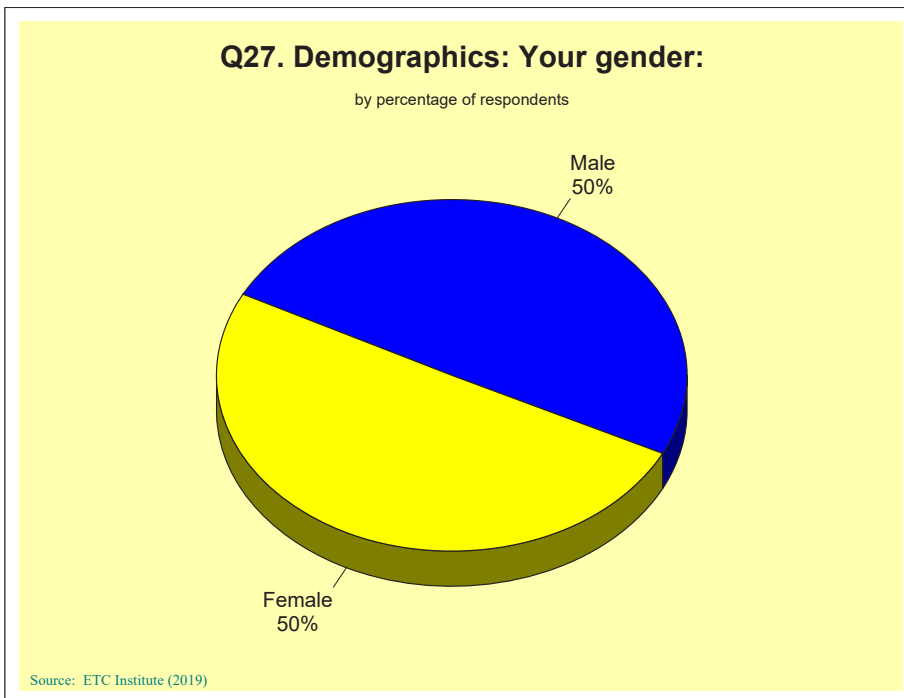
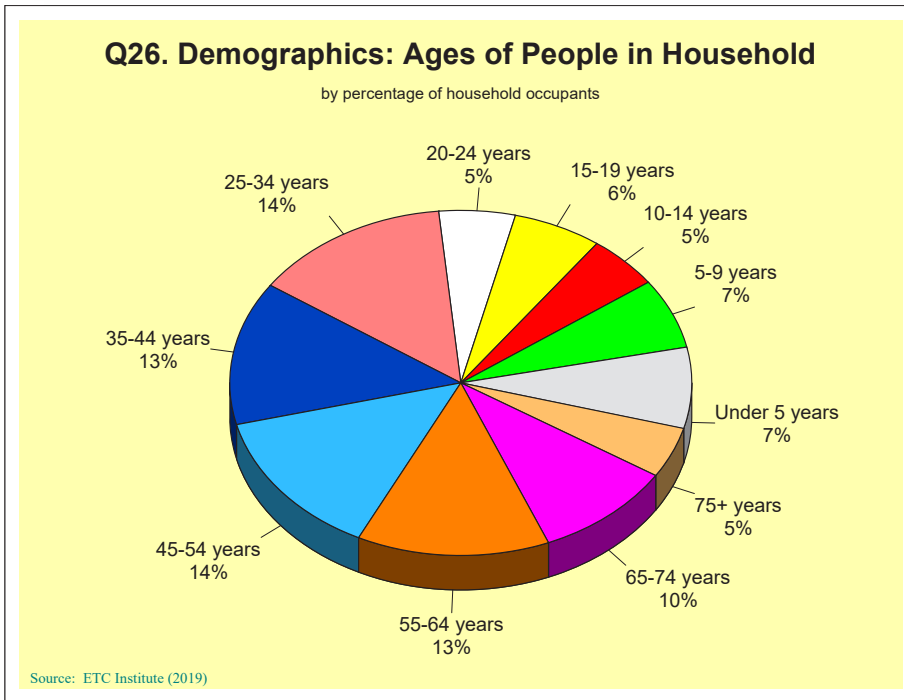


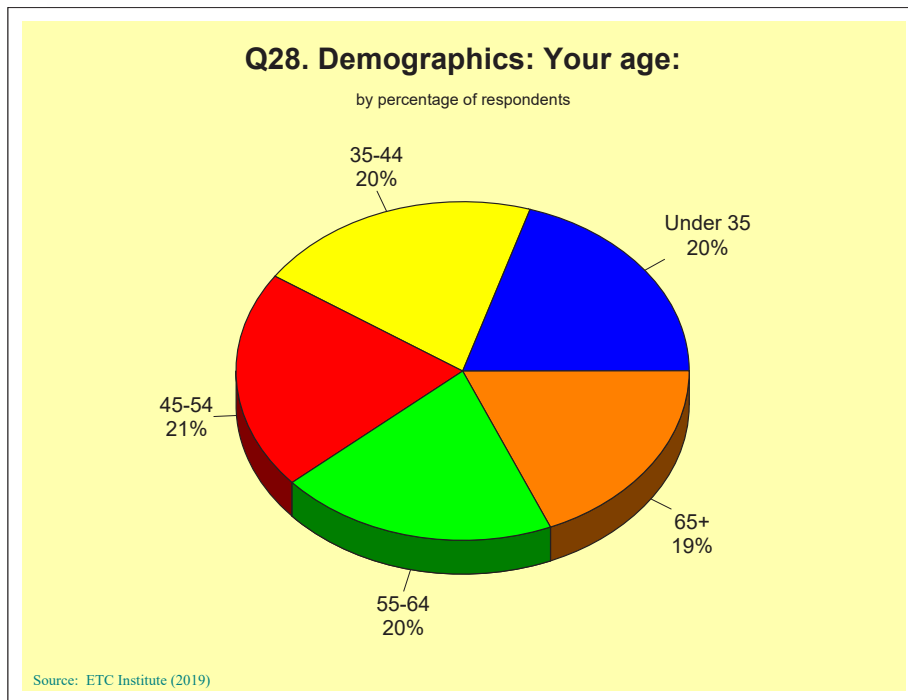


City of Paducah Parks and Recreation Needs Assessment Survey Findings Report









Section 2

Priority Investment Rating

Priority Investment Rating

City of Paducah, Kentucky

The **Priority Investment Rating (PIR)** was developed by ETC Institute to provide governments with an objective tool for evaluating the priority that should be placed on parks and recreation investments. The Priority Investment Rating was developed by ETC Institute to identify the facilities and programs residents think should receive the highest priority for investment. The priority investment rating reflects the importance residents place on items (sum of top 4 choices) and the unmet needs (needs that are only being partly or not met) for each facility/program relative to the facility/program that rated the highest overall. Since decisions related to future investments should consider both the level of unmet need and the importance of facilities and programs, the PIR weights each of these components equally.

The PIR reflects the sum of the Unmet Needs Rating and the Importance Rating as shown in the equation below:

$$\text{PIR} = \text{UNR} + \text{IR}$$

For example, suppose the Unmet Needs Rating for playgrounds is 26.5 (out of 100) and the Importance Rating for playgrounds is 52 (out of 100), the Priority Investment Rating for playgrounds would be 78.5 (out of 200).

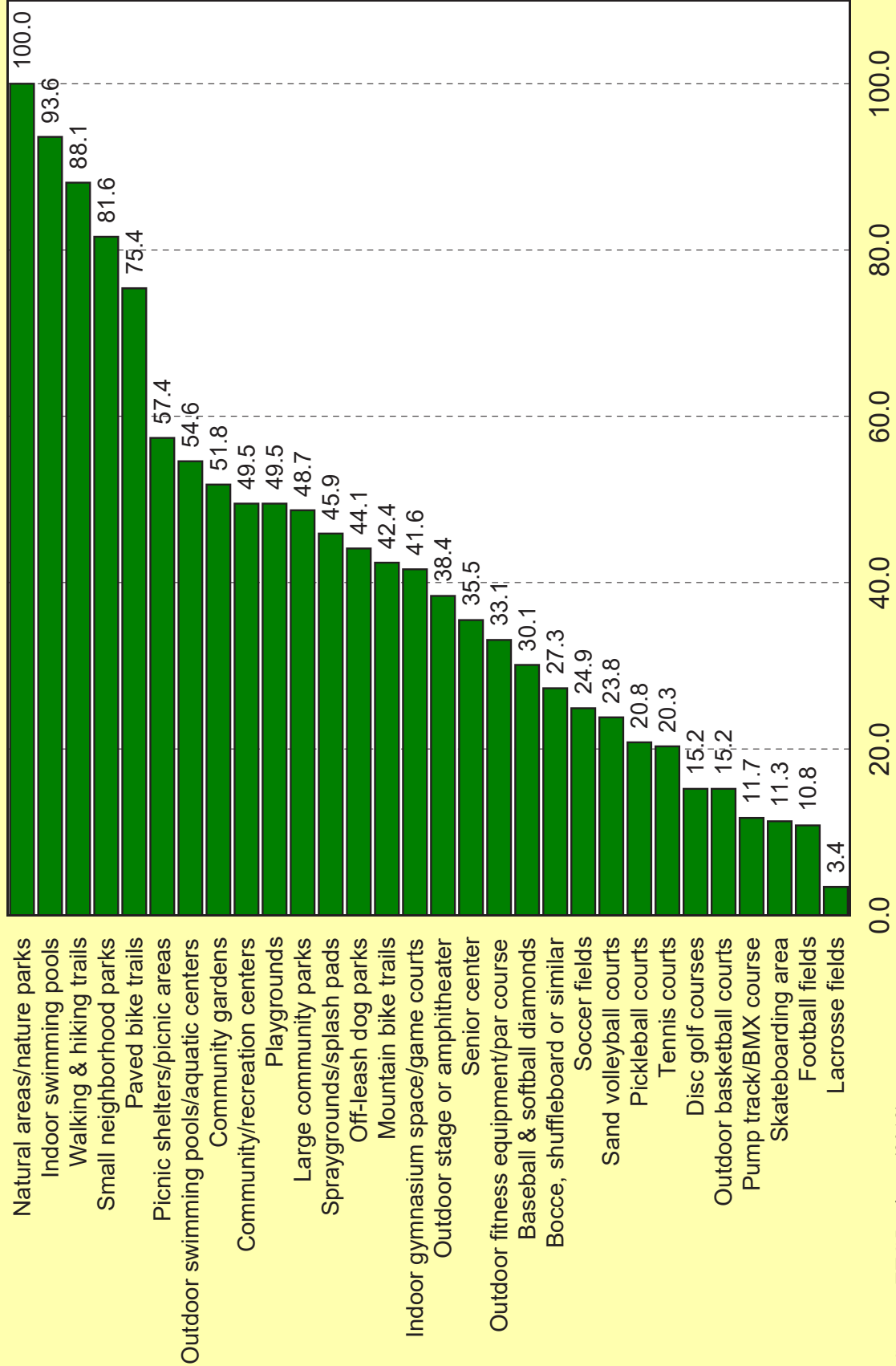
How to Analyze the Charts:

- **High Priority Areas** are those with a PIR of at least 100. A rating of 100 or above generally indicates there is a relatively high level of unmet need and residents generally think it is important to fund improvements in these areas. Improvements in this area are likely to have a positive impact on the greatest number of households.
- **Medium Priority Areas** are those with a PIR of 50-99. A rating in this range generally indicates there is a medium to high level of unmet need or a significant percentage of residents generally think it is important to fund improvements in these areas.
- **Low Priority Areas** are those with a PIR below 50. A rating in this range generally indicates there is a relatively low level of unmet need and residents do not think it is important to fund improvements in these areas. Improvements may be warranted if the needs of very specialized populations are being targeted.

The following pages show the Unmet Needs Rating, Importance Rating, and Priority Investment Rating for facilities and programs.

Unmet Needs Rating for Recreation Facilities

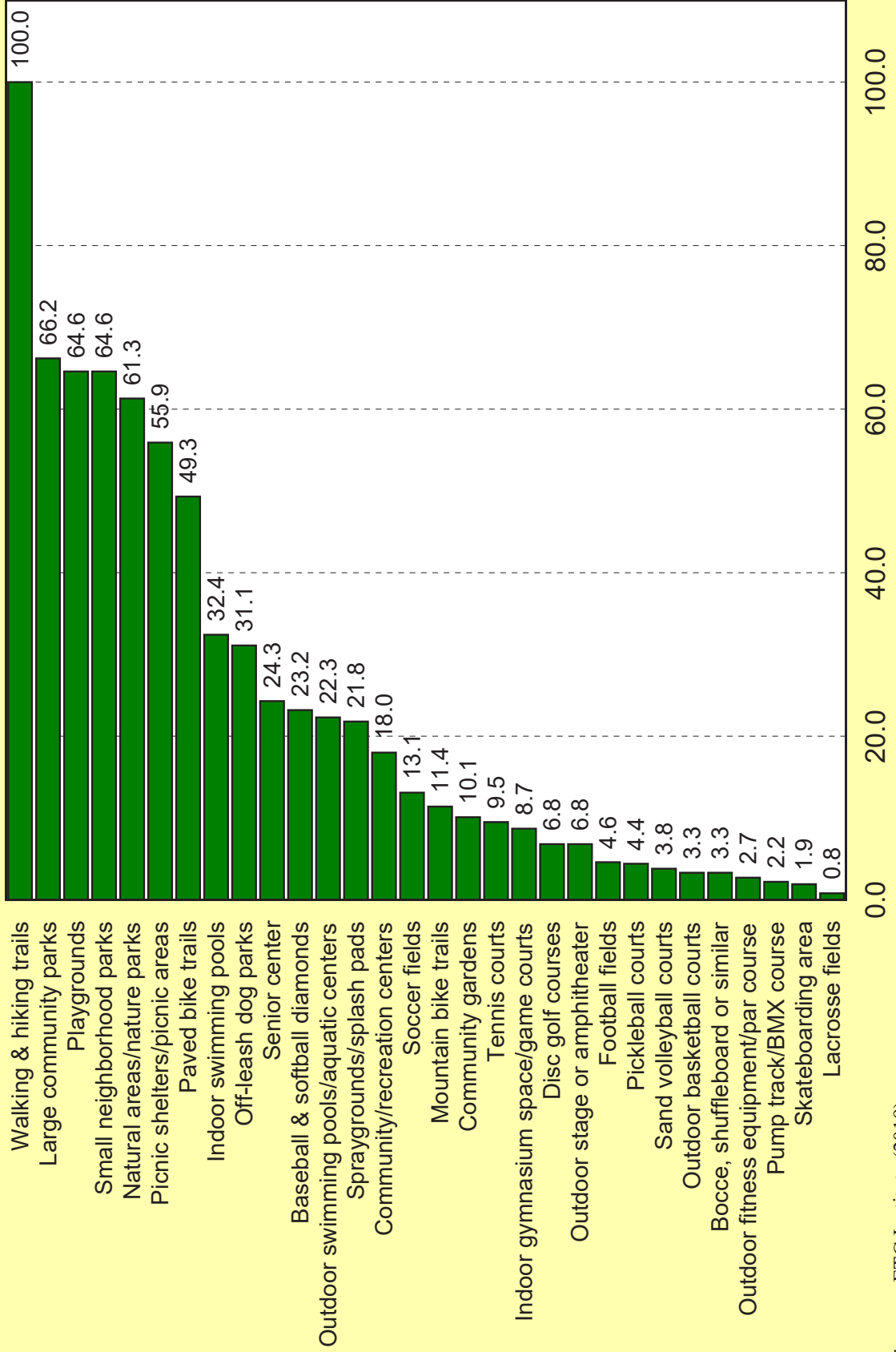
the rating for the item with the most unmet need=100
 the rating of all other items reflects the relative amount of unmet need for each item compared to the item with the most unmet need



Source: ETC Institute (2019)
 ETC Institute (2019)

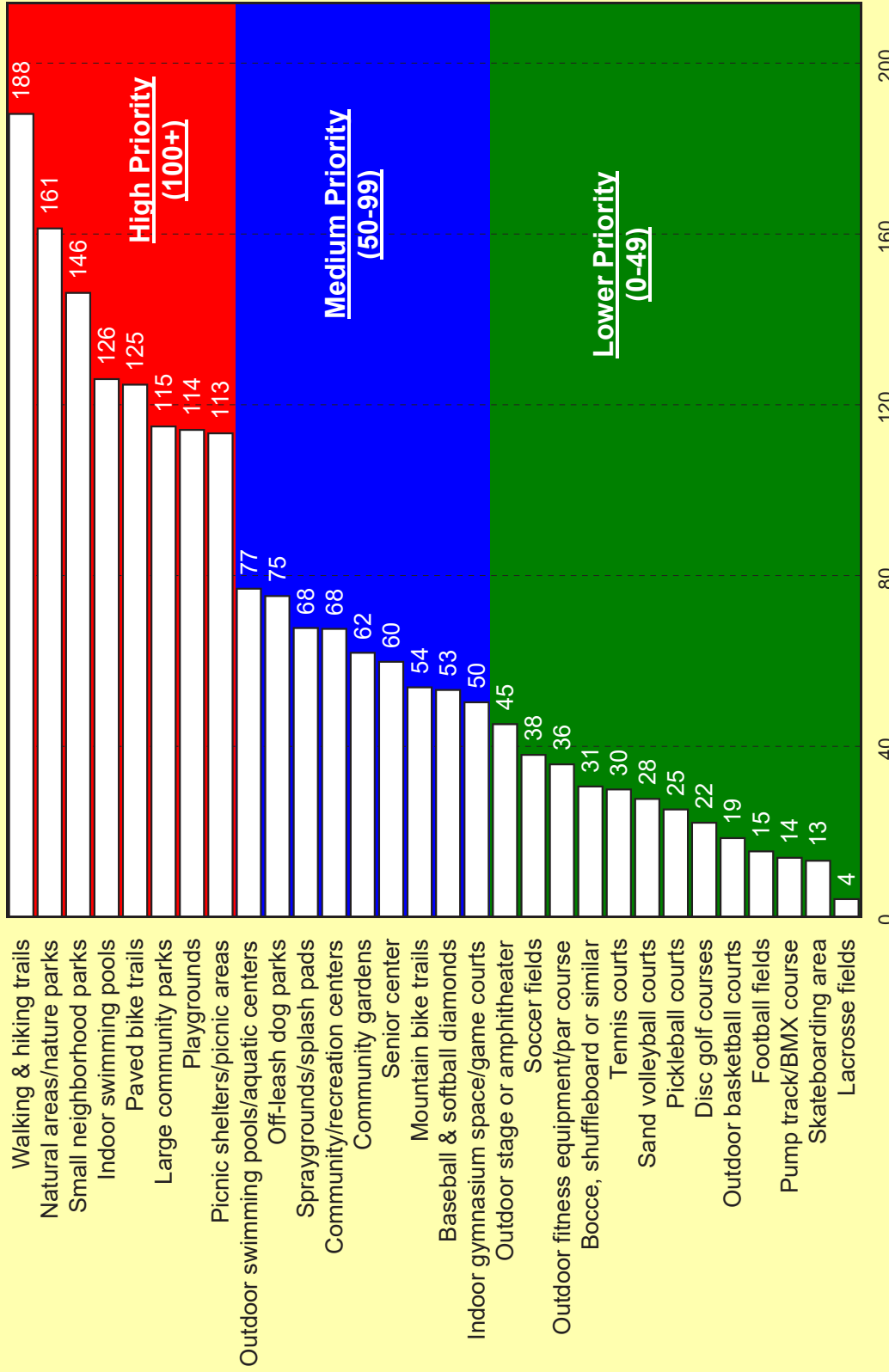
Importance Rating for Recreation Facilities

the rating for the item rated as the most important=100
 the rating of all other items reflects the relative level of importance for each item compared to the item rated as the most important



Source: ETC Institute (2019)
 ETC Institute (2019)

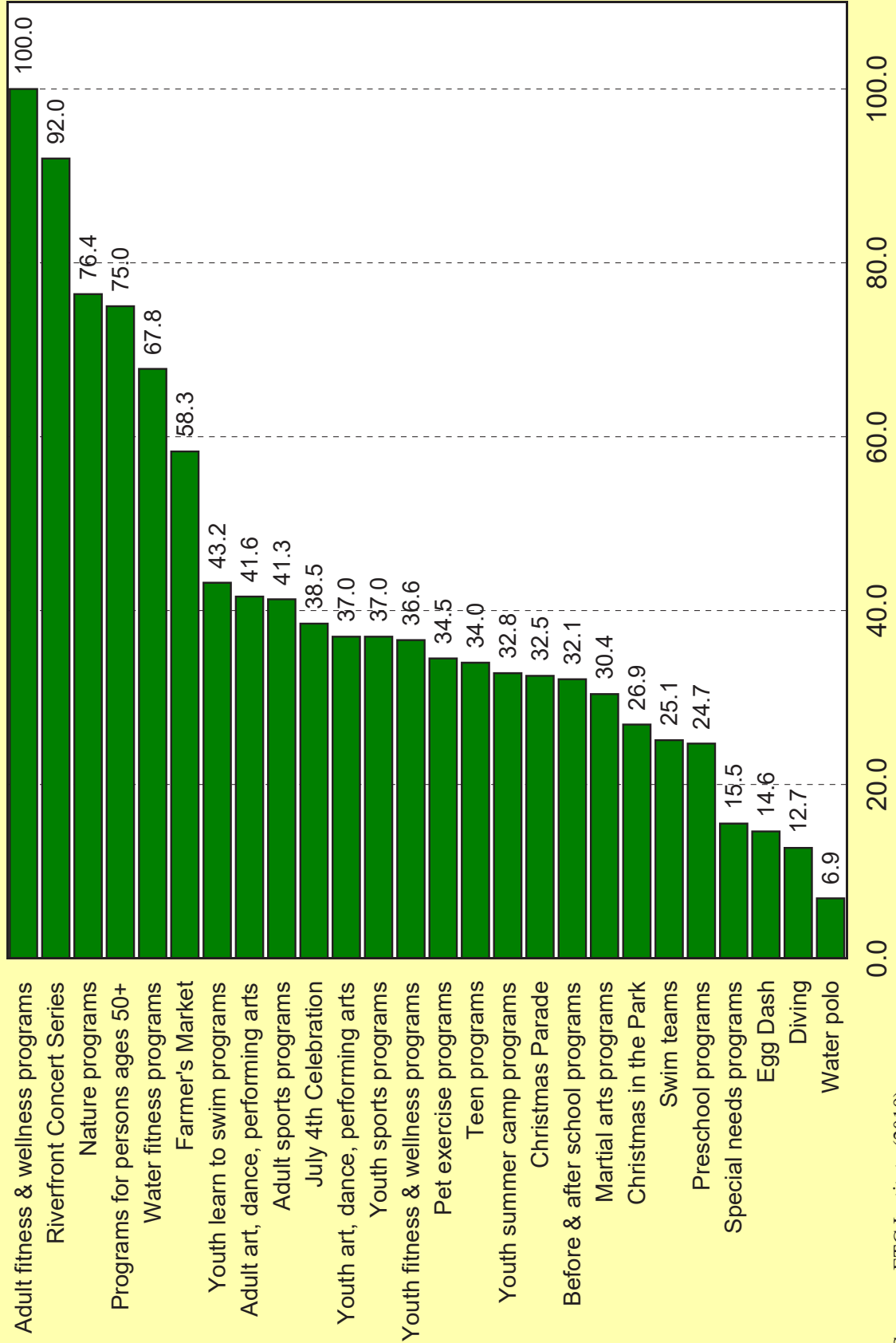
Top Priorities for Investment for Recreation Facilities Based on the Priority Investment Rating



Source: ETC Institute (2019)
ETC Institute (2019)

Unmet Needs Rating for Recreation Programs

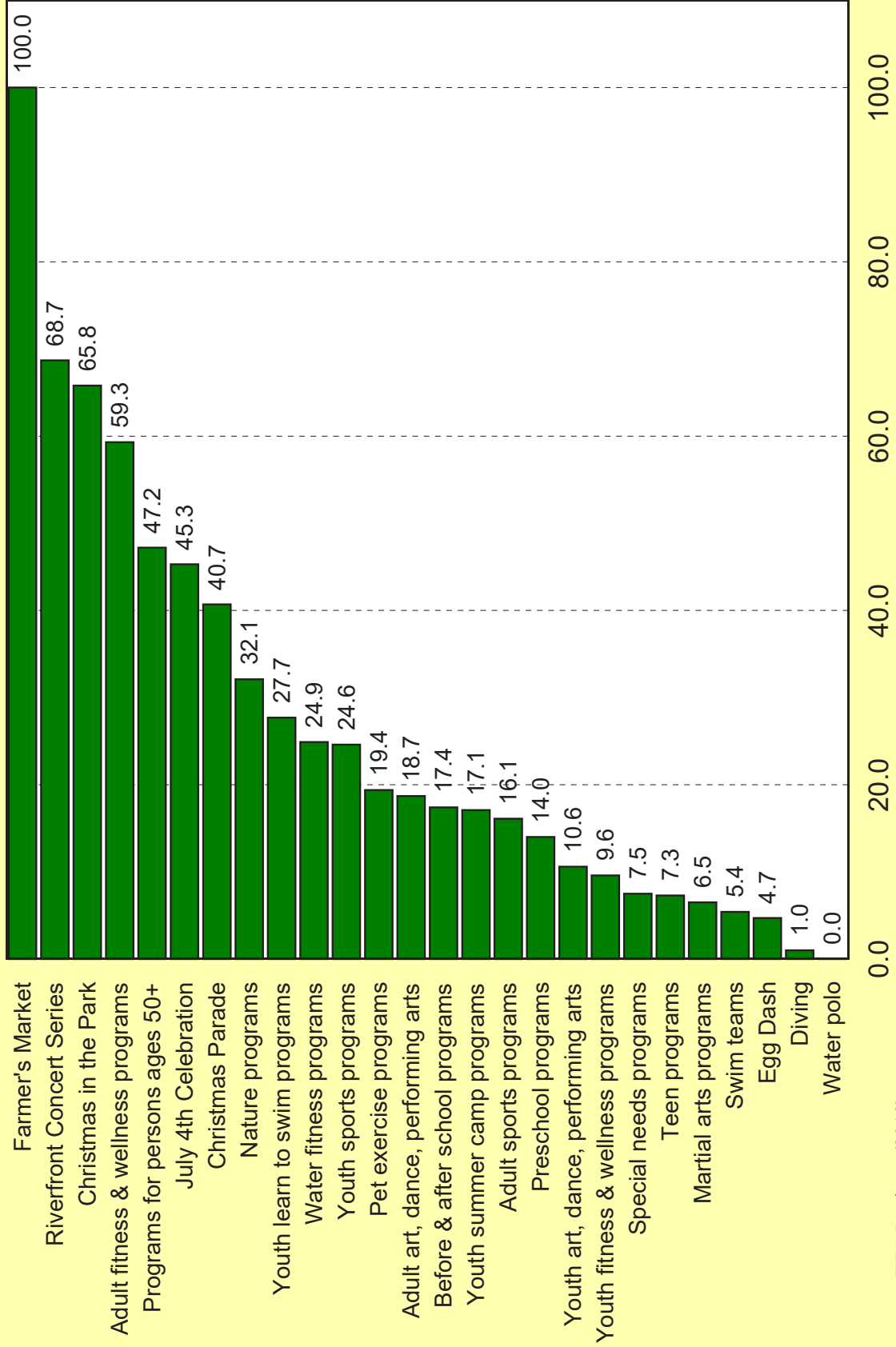
the rating for the item with the most unmet need for each item compared to the item with the most unmet need



Source: ETC Institute (2019)
ETC Institute (2019)

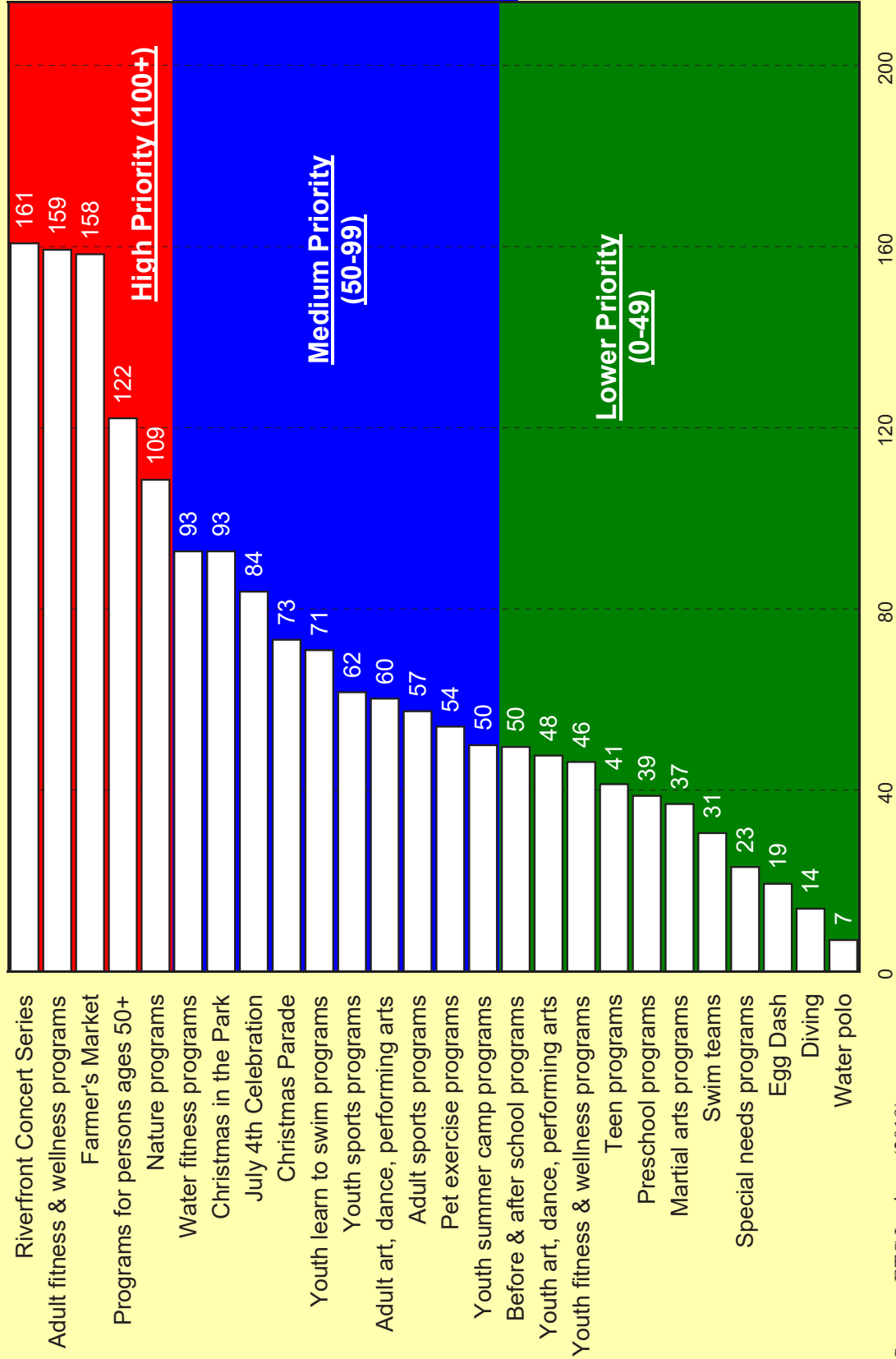
Importance Rating for Recreation Programs

the rating for the item rated as the most important=100
 the rating of all other items reflects the relative level of importance for each item compared to the item rated as the most important



Source: ETC Institute (2019)
 ETC Institute (2019)

Top Priorities for Investment for Recreation Programs Based on the Priority Investment Rating



Source: ETC Institute (2019)

ETC Institute (2019)

Section 3

Benchmarking Analysis

Benchmarking Summary Report

City of Paducah, Kentucky

Since 1998, ETC Institute has conducted household surveys for needs assessments, feasibility studies, customer satisfaction, fees and charges comparisons, and other parks and recreation issues in more than 400 communities in 49 states across the country.

The results of these surveys have provided an unparalleled data base of information to compare responses from household residents in client communities to “National Averages” and therefore provide a unique tool to “assist organizations in better decision making.”

Communities within the data base include a full-range of municipal and county governments from 20,000 in population through over 1 million in population. They include communities in warm weather climates and cold weather climates, mature communities and some of the fastest growing cities and counties in the country.

“National Averages” have been developed for numerous strategically important parks and recreation planning and management issues including: customer satisfaction and usage of parks and programs; methods for receiving marketing information; reasons that prevent members of households from using parks and recreation facilities more often; priority recreation programs, parks, facilities and trails to improve or develop; priority programming spaces to have in planned community centers and aquatic facilities; potential attendance for planned indoor community centers and outdoor aquatic centers; etc.

Results from household responses for the City of Paducah were compared to National Benchmarks to gain further strategic information. A summary of all tabular comparisons are shown on the following pages.

Note: The benchmarking data contained in this report is protected intellectual property. Any reproduction of the benchmarking information in this report by persons or organizations not directly affiliated with the City of Paducah is not authorized without written consent from ETC Institute.

Benchmarking for the City of Paducah, Kentucky		
	National Average	Paducah, KY
Have you or members of your household visited City/County/Park District parks in the past year?	Yes	34%
	No	65%
How would you rate the quality of all the <u>parks</u> you've visited?	Excellent	36%
	Good	53%
	Fair	9%
	Poor	1%
Have you or members of your household participated in City/County/Park District recreation programs during the past year?	Yes	34%
	No	65%
How would you rate the quality of all the recreation programs you've participated in?	Excellent	36%
	Good	53%
	Fair	9%
	Poor	1%
Ways respondents learn about recreation programs and activities	Word of Mouth/Friends/Coworkers	43%
	Social media	13%
	Newspaper Advertisements	24%
	Website	31%
	Flyers/Materials at City/County/Park District facilities	18%
	School flyers (Program fliers at school)	14%
	Departmental Brochure (Seasonal program guide)	54%
	E-mail bulletins/notification (Email)	11%
	Conversations with City/County/Park District staff	6%
		56%
	39%	
	37%	
	17%	
	17%	
	13%	
	10%	
	8%	
	4%	

Benchmarking for the City of Paducah, Kentucky		
	National Average	Paducah, KY
Organizations used for parks and recreation programs and facilities		
Churches	28%	35%
City of Paducah Parks & Rec Dept.	46%	27%
School District	30%	24%
County parks	24%	18%
Private sports clubs	18%	15%
Homeowners Associations/Similar	13%	2%
Reasons preventing the use of parks and recreation facilities and programs more often		
I do not know what is being offered	24%	35%
Programs I am interested in are not offered	16%	21%
Facilities are not well maintained	7%	18%
Security is insufficient	9%	18%
Use services of other agencies	10%	17%
Program times are not convenient	16%	15%
Lack of quality programs	8%	15%
I do not know location of facilities	12%	13%
Too far from residence	12%	12%
Fees are too expensive	15%	11%
Lack of parking	6%	4%
Poor customer service by staff	3%	4%

Benchmarking for the City of Paducah, Kentucky		
	National Average	Paducah, KY
Recreation programs that respondent households have a need for		
Adult fitness and wellness programs	46%	43%
Programs for 50 years and older	25%	33%
Nature programs	31%	29%
Water fitness programs	29%	26%
Youth Learn to Swim programs	25%	21%
Youth sports programs	26%	20%
Adult sports programs	22%	18%
Adult arts, dance, performing arts	21%	18%
Youth summer camp programs	19%	17%
Youth fitness and wellness programs	19%	17%
Before and after school programs	16%	16%
Youth art, dance, performing arts	18%	15%
Preschool programs	14%	14%
Teen programs	17%	13%
Programs for people with disabilities	12%	8%

Benchmarking for the City of Paducah, Kentucky		
	National Average	Paducah, KY
Most important recreation programs (sum of top choices)		
Adult fitness and wellness programs	30%	23%
Programs for 50 years and older	15%	18%
Nature programs	13%	12%
Youth Learn to Swim programs	14%	11%
Water fitness programs	14%	10%
Youth sports programs	14%	10%
Adult arts, dance, performing arts	8%	7%
Before and after school programs	7%	7%
Youth summer camp programs	9%	7%
Adult sports programs	9%	6%
Preschool programs	8%	5%
Youth fitness and wellness programs	7%	4%
Youth art, dance, performing arts	6%	4%
Teen programs	7%	3%
Programs for people with special needs/disabled	5%	3%

Benchmarking for the City of Paducah, Kentucky		
	National Average	Paducah, KY
Parks and recreation facilities that respondent households have a need for		
Walking & Biking Trails	70%	63%
Picnic Areas and Shelters	52%	57%
Large Multi Use Community Parks	56%	52%
Natural Areas/Nature Parks	50%	51%
Playground Equipment for Children	43%	45%
Small neighborhood parks	59%	44%
Indoor Swimming Pools/Aquatic Center	41%	28%
Outdoor Swimming Pools/Aquatic Center	43%	27%
Splash park/pad	28%	25%
Off-leash dog parks	28%	25%
Community/Recreation Centers	41%	25%
Senior Center	22%	21%
Indoor Gymnasium Space	23%	17%
Tennis Courts	26%	16%
Mountain bike trails	21%	16%
Soccer Fields	21%	16%
Outdoor basketball courts	23%	12%
Disc Golf	15%	10%
Football Fields	14%	8%
Skateboarding Park/Area	12%	6%

Benchmarking for the City of Paducah, Kentucky		
	National Average	Paducah, KY
Most important parks and recreation facilities (sum of top choices)		
Walking and Biking Trails	44%	37%
Playground Equipment for Children	18%	24%
Small Neighborhood Parks	26%	24%
Large Community Parks	19%	24%
Natural Areas/Nature Parks	17%	23%
Picnic Areas and Shelters	15%	21%
Indoor Swimming Pools/Aquatic Facilities	16%	12%
Off-Leash Dog Park	14%	11%
Senior Centers	9%	9%
Outdoor Swimming Pools/Aquatic Facilities	19%	8%
Splash park/pad	9%	8%
Community/Recreation Centers	13%	7%
Soccer Fields	8%	5%
Tennis Courts	7%	4%
Mountain bike trails	6%	4%
Disc Golf	3%	3%
Indoor Gymnasium Space	6%	3%
Football fields	3%	2%
Outdoor Basketball Courts	4%	1%
Skateboarding Area	2%	1%

Section 4

Tabular Data

Q1. Have you or any member of your household visited any parks or recreation facilities offered by the City of Paducah in the past year?

Q1. Have you visited any parks or recreation facilities in past year	Number	Percent
Yes	656	87.6 %
No	93	12.4 %
Total	749	100.0 %

Q1a. If "yes," how often did you or any member of your household visit parks/facilities during the PAST YEAR?

Q1a. How often did you visit parks/facilities during past year	Number	Percent
1 to 5 visits	182	27.7 %
6 to 10 visits	131	20.0 %
11 to 19 visits	102	15.5 %
20+ visits	224	34.1 %
Don't know	17	2.6 %
Total	656	100.0 %

WITHOUT "DON'T KNOW"

Q1a. If "yes," how often did you or any member of your household visit parks/facilities during the PAST YEAR? (without "not provided")

Q1a. How often did you visit parks/facilities during past year	Number	Percent
1 to 5 visits	182	28.5 %
6 to 10 visits	131	20.5 %
11 to 19 visits	102	16.0 %
20+ visits	224	35.1 %
Total	639	100.0 %

Q1b. If "yes," how would you rate the condition of the parks/facilities you've visited?

Q1b. How would you rate condition of parks/
facilities you visited

	Number	Percent
Excellent	79	12.0 %
Good	357	54.4 %
Fair	150	22.9 %
Poor	14	2.1 %
Not provided	56	8.5 %
Total	656	100.0 %

WITHOUT "NOT PROVIDED"

Q1b. If "yes," how would you rate the condition of the parks/facilities you've visited? (without "not provided")

Q1b. How would you rate condition of parks/
facilities you visited

	Number	Percent
Excellent	79	13.2 %
Good	357	59.5 %
Fair	150	25.0 %
Poor	14	2.3 %
Total	600	100.0 %

City of Paducah Parks and Recreation Needs Assessment Survey Findings Report

Q2. Please check ALL of the following parks in Paducah that you or any member of your household have visited in the PAST YEAR.

Q2. All City & McCracken County parks you have visited in past year	Number	Percent
Albert Jones Park (Henry Clay)	19	2.9 %
Bob Noble Park	619	94.4 %
Brockenborough Rotary Health Park	78	11.9 %
Brooks Stadium & Park	163	24.8 %
Caldwell Park	15	2.3 %
Dolly McNutt Plaza	99	15.1 %
Greenway Trail	355	54.1 %
Independence Park	50	7.6 %
Keiler Park	187	28.5 %
Kolb Park	27	4.1 %
Lang Park (Circle Park)	32	4.9 %
Langstaff Park (Betsy Ross)	10	1.5 %
Midtown Golf Course	22	3.4 %
Oak Grove Cemetery	88	13.4 %
Ohio River Boat Launch	189	28.8 %
Paducah Parks & Rec. Office	70	10.7 %
Paducah Recreation Center (REC)	43	6.6 %
Paxton Golf Course	117	17.8 %
Perkins Creek Nature Preserve	23	3.5 %
Riverfront Plaza	285	43.4 %
Robert Cherry Civic Center	170	25.9 %
Robert Coleman Park (Blackburn/Sprayground)	106	16.2 %
Schultz Park (Transient Boat Dock)	107	16.3 %
Stuart Nelson Park	245	37.3 %
Voor Park	6	0.9 %
Carson Park	196	29.9 %
McCracken County Soccer Fields	88	13.4 %
Pump Track & Mountain Bike Trail	35	5.3 %
Reidland Community Center	19	2.9 %
Lone Oak Park	90	13.7 %
Total	3553	

Q3. Which THREE of the parks/facilities listed in Question 2 did you or any member of your household VISIT MOST?

Q3. Top choice	Number	Percent
Albert Jones Park (Henry Clay)	10	1.5 %
Bob Noble Park	340	51.8 %
Brockenborough Rotary Health Park	6	0.9 %
Brooks Stadium & Park	9	1.4 %
Dolly McNutt Plaza	2	0.3 %
Greenway Trail	84	12.8 %
Independence Park	2	0.3 %
Keiler Park	23	3.5 %
Kolb Park	2	0.3 %
Lang Park (Circle Park)	2	0.3 %
Langstaff Park (Betsy Ross)	1	0.2 %
Oak Grove Cemetery	1	0.2 %
Ohio River Boat Launch	8	1.2 %
Paducah Parks & Rec. Office	2	0.3 %
Paducah Recreation Center (REC)	8	1.2 %
Paxton Golf Course	29	4.4 %
Perkins Creek Nature Preserve	1	0.2 %
Riverfront Plaza	20	3.0 %
Robert Cherry Civic Center	4	0.6 %
Robert Coleman Park (Blackburn/Sprayground)	2	0.3 %
Schultz Park (Transient Boat Dock)	5	0.8 %
Stuart Nelson Park	27	4.1 %
Carson Park	7	1.1 %
McCracken County Soccer Fields	3	0.5 %
Pump Track & Mountain Bike Trail	1	0.2 %
Reidland Community Center	1	0.2 %
Lone Oak Park	8	1.2 %
None chosen	48	7.3 %
Total	656	100.0 %

Q3. Which THREE of the parks/facilities listed in Question 2 did you or any member of your household VISIT MOST?

<u>Q3. 2nd choice</u>	<u>Number</u>	<u>Percent</u>
Albert Jones Park (Henry Clay)	2	0.3 %
Bob Noble Park	135	20.6 %
Brockenborough Rotary Health Park	11	1.7 %
Brooks Stadium & Park	18	2.7 %
Caldwell Park	1	0.2 %
Dolly McNutt Plaza	9	1.4 %
Greenway Trail	101	15.4 %
Independence Park	5	0.8 %
Keiler Park	32	4.9 %
Kolb Park	3	0.5 %
Lang Park (Circle Park)	1	0.2 %
Midtown Golf Course	1	0.2 %
Oak Grove Cemetery	7	1.1 %
Ohio River Boat Launch	24	3.7 %
Paducah Parks & Rec. Office	3	0.5 %
Paducah Recreation Center (REC)	4	0.6 %
Paxton Golf Course	17	2.6 %
Perkins Creek Nature Preserve	1	0.2 %
Riverfront Plaza	58	8.8 %
Robert Cherry Civic Center	16	2.4 %
Robert Coleman Park (Blackburn/Sprayground)	20	3.0 %
Schultz Park (Transient Boat Dock)	11	1.7 %
Stuart Nelson Park	32	4.9 %
Carson Park	11	1.7 %
McCracken County Soccer Fields	9	1.4 %
Pump Track & Mountain Bike Trail	3	0.5 %
Reidland Community Center	1	0.2 %
Lone Oak Park	16	2.4 %
<u>None chosen</u>	<u>104</u>	<u>15.9 %</u>
Total	656	100.0 %

Q3. Which THREE of the parks/facilities listed in Question 2 did you or any member of your household VISIT MOST?

Q3. 3rd choice	Number	Percent
Albert Jones Park (Henry Clay)	1	0.2 %
Bob Noble Park	58	8.8 %
Brockenborough Rotary Health Park	8	1.2 %
Brooks Stadium & Park	19	2.9 %
Caldwell Park	1	0.2 %
Dolly McNutt Plaza	5	0.8 %
Greenway Trail	65	9.9 %
Independence Park	2	0.3 %
Keiler Park	26	4.0 %
Kolb Park	2	0.3 %
Lang Park (Circle Park)	2	0.3 %
Langstaff Park (Betsy Ross)	3	0.5 %
Midtown Golf Course	1	0.2 %
Oak Grove Cemetery	12	1.8 %
Ohio River Boat Launch	23	3.5 %
Paducah Parks & Rec. Office	3	0.5 %
Paducah Recreation Center (REC)	4	0.6 %
Paxton Golf Course	21	3.2 %
Perkins Creek Nature Preserve	1	0.2 %
Riverfront Plaza	46	7.0 %
Robert Cherry Civic Center	29	4.4 %
Robert Coleman Park (Blackburn/Sprayground)	16	2.4 %
Schultz Park (Transient Boat Dock)	14	2.1 %
Stuart Nelson Park	56	8.5 %
Voor Park	1	0.2 %
Carson Park	36	5.5 %
McCracken County Soccer Fields	10	1.5 %
Pump Track & Mountain Bike Trail	1	0.2 %
Reidland Community Center	4	0.6 %
Lone Oak Park	7	1.1 %
None chosen	179	27.3 %
Total	656	100.0 %

SUM OF TOP 3 CHOICES

Q3. Which THREE of the parks/facilities listed in Question 2 did you or any member of your household VISIT MOST? (top 3)

Q3. Sum of top 3 choices	Number	Percent
Albert Jones Park (Henry Clay)	13	2.0 %
Bob Noble Park	533	81.3 %
Brockenborough Rotary Health Park	25	3.8 %
Brooks Stadium & Park	46	7.0 %
Caldwell Park	2	0.3 %
Dolly McNutt Plaza	16	2.4 %
Greenway Trail	250	38.1 %
Independence Park	9	1.4 %
Keiler Park	81	12.3 %
Kolb Park	7	1.1 %
Lang Park (Circle Park)	5	0.8 %
Langstaff Park (Betsy Ross)	4	0.6 %
Midtown Golf Course	2	0.3 %
Oak Grove Cemetery	20	3.0 %
Ohio River Boat Launch	55	8.4 %
Paducah Parks & Rec. Office	8	1.2 %
Paducah Recreation Center (REC)	16	2.4 %
Paxton Golf Course	67	10.2 %
Perkins Creek Nature Preserve	3	0.5 %
Riverfront Plaza	124	18.9 %
Robert Cherry Civic Center	49	7.5 %
Robert Coleman Park (Blackburn/Sprayground)	38	5.8 %
Schultz Park (Transient Boat Dock)	30	4.6 %
Stuart Nelson Park	115	17.5 %
Voor Park	1	0.2 %
Carson Park	54	8.2 %
McCracken County Soccer Fields	22	3.4 %
Pump Track & Mountain Bike Trail	5	0.8 %
Reidland Community Center	6	0.9 %
Lone Oak Park	31	4.7 %
None chosen	48	7.3 %
Total	1685	

Q4. Have you or any member of your household used any of the recreation programs offered by the City of Paducah in the PAST YEAR?

Q4. Have you used any City recreation programs in past year	Number	Percent
Yes	157	21.0 %
No	592	79.0 %
Total	749	100.0 %

Q4a. If "yes," how would you rate the quality of these programs?

Q4a. How would you rate quality of these programs	Number	Percent
Excellent	28	17.8 %
Good	89	56.7 %
Fair	27	17.2 %
Poor	7	4.5 %
Not provided	6	3.8 %
Total	157	100.0 %

WITHOUT "NOT PROVIDED"

Q4a. If "yes," how would you rate the quality of these programs? (without "not provided")

Q4a. How would you rate quality of these programs	Number	Percent
Excellent	28	18.5 %
Good	89	58.9 %
Fair	27	17.9 %
Poor	7	4.6 %
Total	151	100.0 %

Q5. Please check ALL of the following organizations that you or any member of your household use for parks and recreation activities.

Q5. All organizations you use for parks & recreation activities	Number	Percent
Paducah Parks & Recreation Department	199	26.6 %
Paducah or McCracken County schools	183	24.4 %
McCracken County parks	133	17.8 %
Kentucky State parks	197	26.3 %
Homeowners Association (HOA) facilities	14	1.9 %
Private schools	19	2.5 %
Private youth sports leagues	53	7.1 %
Churches	265	35.4 %
Private clubs (tennis, health/fitness)	110	14.7 %
Country clubs/golf courses	104	13.9 %
Oscar Cross Boys & Girls Club	22	2.9 %
Salvation Army	39	5.2 %
Boy or Girl Scouts	23	3.1 %
Neighboring cities	26	3.5 %
Other	29	3.9 %
None. Do not use any organizations	193	25.8 %
Total	1609	

Q5-14. Neighboring cities:

Q5-14. Neighboring cities	Number	Percent
Benton, Calvert	1	4.8 %
Calvert City	1	4.8 %
Carbondale	1	4.8 %
Draffenville	2	9.5 %
Elizabeth Town Sports Park and Lakeside Swim Facility in Louisville	1	4.8 %
Fort Massac	1	4.8 %
LBL Trails	1	4.8 %
Land Between Lakes	1	4.8 %
Massac Park	1	4.8 %
Mayfield	1	4.8 %
Metropolis	4	19.0 %
Murray	1	4.8 %
Nashville	1	4.8 %
Owensboro	1	4.8 %
St Louis	1	4.8 %
Tennessee	1	4.8 %
Vienna, Grand Rivers	1	4.8 %
Total	21	100.0 %

City of Paducah Parks and Recreation Needs Assessment Survey Findings Report

Q5-15. Other

<u>Q5-15. Other</u>	<u>Number</u>	<u>Percent</u>
AMPA	1	3.6 %
BOB NOBLE PARK	1	3.6 %
Bridge Center	1	3.6 %
Brooks Swimming Pool	1	3.6 %
COMPANY RETIRED FROM	1	3.6 %
CRCC	1	3.6 %
Cemetery	1	3.6 %
FCA	1	3.6 %
First Baptist Church	1	3.6 %
HC Mathis Sr Center	1	3.6 %
LBL	3	10.7 %
LBL AND FERN CLIFF	1	3.6 %
MARKET HOUSE THEATRE	1	3.6 %
MO and Il State parks	1	3.6 %
McCracken Youth Soccer	1	3.6 %
Moose Lodge	1	3.6 %
PATCH HOMESCHOOL ORGANIZATION	1	3.6 %
Pool	1	3.6 %
SENIOR CITIZENS	1	3.6 %
SHAWNEE NATIONAL PARK	1	3.6 %
Shawnee National Forest	1	3.6 %
Travel volleyball	1	3.6 %
Tunnel Hill	1	3.6 %
VETERAN ORGS	1	3.6 %
W C Young Center/Metropolitan Hotel	1	3.6 %
<u>Work</u>	<u>1</u>	<u>3.6 %</u>
Total	28	100.0 %

Q6. From the list in Question 5, which TWO organizations do you and members of your household use the MOST?

<u>Q6. Top choice</u>	<u>Number</u>	<u>Percent</u>
Paducah Parks & Recreation Department	97	13.0 %
Paducah or McCracken County schools	69	9.2 %
McCracken County parks	39	5.2 %
Kentucky State parks	32	4.3 %
Homeowners Association (HOA) facilities	2	0.3 %
Private schools	4	0.5 %
Private youth sports leagues	10	1.3 %
Churches	110	14.7 %
Private clubs (tennis, health/fitness)	33	4.4 %
Country clubs/golf courses	39	5.2 %
Oscar Cross Boys & Girls Club	8	1.1 %
Boy or Girl Scouts	3	0.4 %
Neighboring cities	3	0.4 %
Other	12	1.6 %
<u>None chosen</u>	<u>288</u>	<u>38.5 %</u>
Total	749	100.0 %

Q6. From the list in Question 5, which TWO organizations do you and members of your household use the MOST?

<u>Q6. 2nd choice</u>	<u>Number</u>	<u>Percent</u>
Paducah Parks & Recreation Department	45	6.0 %
Paducah or McCracken County schools	41	5.5 %
McCracken County parks	31	4.1 %
Kentucky State parks	56	7.5 %
Private schools	5	0.7 %
Private youth sports leagues	14	1.9 %
Churches	59	7.9 %
Private clubs (tennis, health/fitness)	25	3.3 %
Country clubs/golf courses	28	3.7 %
Oscar Cross Boys & Girls Club	4	0.5 %
Salvation Army	10	1.3 %
Boy or Girl Scouts	5	0.7 %
Neighboring cities	6	0.8 %
Other	10	1.3 %
<u>None chosen</u>	<u>410</u>	<u>54.7 %</u>
Total	749	100.0 %

SUM OF TOP 2 CHOICES

Q6. From the list in Question 5, which TWO organizations do you and members of your household use the MOST? (top 2)

<u>Q6. Sum of top 2 choices</u>	<u>Number</u>	<u>Percent</u>
Paducah Parks & Recreation Department	142	19.0 %
Paducah or McCracken County schools	110	14.7 %
McCracken County parks	70	9.3 %
Kentucky State parks	88	11.7 %
Homeowners Association (HOA) facilities	2	0.3 %
Private schools	9	1.2 %
Private youth sports leagues	24	3.2 %
Churches	169	22.6 %
Private clubs (tennis, health/fitness)	58	7.7 %
Country clubs/golf courses	67	8.9 %
Oscar Cross Boys & Girls Club	12	1.6 %
Salvation Army	10	1.3 %
Boy or Girl Scouts	8	1.1 %
Neighboring cities	9	1.2 %
Other	22	2.9 %
<u>None chosen</u>	<u>288</u>	<u>38.5 %</u>
Total	1088	

Q7. Please check ALL recreation facilities you or a member of your household used in the PAST YEAR in parks in Paducah.

Q7. All recreation facilities you used in past year in Paducah parks	Number	Percent
Swimming pool	137	18.3 %
Sprayground	117	15.6 %
Golf course	111	14.8 %
Disc golf	50	6.7 %
Footgolf	10	1.3 %
Dog park	169	22.6 %
Transient Boat Dock	47	6.3 %
Boat launch ramp	78	10.4 %
Amphitheater	59	7.9 %
Community gardens	33	4.4 %
Playgrounds	316	42.2 %
Skate park	54	7.2 %
Greenway trail	367	49.0 %
Outdoor basketball courts	46	6.1 %
Tennis courts	51	6.8 %
Picnic shelters	271	36.2 %
Sports fields	78	10.4 %
Outdoor fitness equipment	36	4.8 %
Total	2030	

City of Paducah Parks and Recreation Needs Assessment Survey Findings Report

Q8. Please indicate if you or any member of your household have a need for each of the facilities listed below.

(N=749)

	Yes	No
Q8-1. Small neighborhood parks	43.7%	56.3%
Q8-2. Large community parks	51.8%	48.2%
Q8-3. Natural areas/nature parks	50.6%	49.4%
Q8-4. Baseball & softball diamonds	19.0%	81.0%
Q8-5. Soccer fields	14.0%	86.0%
Q8-6. Football fields	7.5%	92.5%
Q8-7. Lacrosse fields	1.6%	98.4%
Q8-8. Playgrounds	44.7%	55.3%
Q8-9. Sand volleyball courts	8.3%	91.7%
Q8-10. Picnic shelters/picnic areas	57.1%	42.9%
Q8-11. Walking & hiking trails	62.8%	37.2%
Q8-12. Paved bike trails	41.4%	58.6%
Q8-13. Mountain bike trails	16.0%	84.0%
Q8-14. Outdoor basketball courts	12.0%	88.0%
Q8-15. Tennis courts	15.8%	84.2%
Q8-16. Pickleball courts	6.1%	93.9%
Q8-17. Bocce, shuffleboard or similar	7.9%	92.1%
Q8-18. Outdoor swimming pools/aquatic centers	26.7%	73.3%
Q8-19. Spraygrounds/splash pads	25.1%	74.9%
Q8-20. Community/recreation centers	25.4%	74.6%
Q8-21. Senior center	21.4%	78.6%

Q8. Please indicate if you or any member of your household have a need for each of the facilities listed below.

	Yes	No
Q8-22. Indoor gymnasium space/game courts	16.6%	83.4%
Q8-23. Indoor swimming pools	28.4%	71.6%
Q8-24. Outdoor stage or amphitheater	18.7%	81.3%
Q8-25. Off-leash dog parks	25.2%	74.8%
Q8-26. Community gardens	18.4%	81.6%
Q8-27. Disc golf courses	9.9%	90.1%
Q8-28. Outdoor fitness equipment/par course	12.3%	87.7%
Q8-29. Skateboarding area	6.4%	93.6%
Q8-30. Pump track/BMX course	4.9%	95.1%
Q8-31. Other	5.3%	94.7%

City of Paducah Parks and Recreation Needs Assessment Survey Findings Report

Q8. If "yes," please rate that facility using a scale of 5 to 1, where 5 means your needs are "100% met" and 1 means "0% met."

(N=664)

	100% met	75% met	50% met	25% met	0% met
Q8-1. Small neighborhood parks	27.7%	24.4%	25.7%	11.9%	10.3%
Q8-2. Large community parks	42.6%	33.2%	16.1%	6.4%	1.6%
Q8-3. Natural areas/nature parks	23.9%	25.4%	24.5%	17.7%	8.5%
Q8-4. Baseball & softball diamonds	33.8%	25.6%	15.8%	18.0%	6.8%
Q8-5. Soccer fields	27.2%	27.2%	15.5%	24.3%	5.8%
Q8-6. Football fields	38.8%	24.5%	8.2%	10.2%	18.4%
Q8-7. Lacrosse fields	27.3%	18.2%	18.2%	27.3%	9.1%
Q8-8. Playgrounds	35.3%	36.3%	19.2%	7.6%	1.6%
Q8-9. Sand volleyball courts	21.1%	5.3%	3.5%	15.8%	54.4%
Q8-10. Picnic shelters/picnic areas	35.0%	39.2%	16.5%	7.1%	2.2%
Q8-11. Walking & hiking trails	29.7%	34.2%	21.5%	10.2%	4.3%
Q8-12. Paved bike trails	23.5%	29.8%	29.4%	10.0%	7.3%
Q8-13. Mountain bike trails	13.4%	18.8%	28.6%	20.5%	18.8%
Q8-14. Outdoor basketball courts	38.6%	28.9%	16.9%	12.0%	3.6%
Q8-15. Tennis courts	37.6%	29.4%	17.4%	13.8%	1.8%
Q8-16. Pickleball courts	10.0%	2.5%	15.0%	22.5%	50.0%
Q8-17. Bocce, shuffleboard or similar	7.4%	3.7%	14.8%	25.9%	48.1%
Q8-18. Outdoor swimming pools/ aquatic centers	24.3%	23.3%	28.6%	12.2%	11.6%
Q8-19. Spraygrounds/splash pads	27.3%	25.7%	24.0%	15.8%	7.1%
Q8-20. Community/recreation centers	26.4%	23.6%	26.4%	14.6%	9.0%
Q8-21. Senior center	33.8%	23.6%	20.3%	12.8%	9.5%

City of Paducah Parks and Recreation Needs Assessment Survey Findings Report

Q8. If "yes," please rate that facility using a scale of 5 to 1, where 5 means your needs are "100% met" and 1 means "0% met."

	100% met	75% met	50% met	25% met	0% met
Q8-22. Indoor gymnasium space/game courts	15.7%	20.0%	21.7%	17.4%	25.2%
Q8-23. Indoor swimming pools	8.3%	7.3%	8.9%	16.7%	58.9%
Q8-24. Outdoor stage or amphitheater	21.7%	25.6%	25.6%	15.5%	11.6%
Q8-25. Off-leash dog parks	26.1%	29.0%	26.7%	11.4%	6.8%
Q8-26. Community gardens	13.2%	14.7%	23.3%	20.2%	28.7%
Q8-27. Disc golf courses	31.0%	29.6%	21.1%	8.5%	9.9%
Q8-28. Outdoor fitness equipment/par course	13.1%	17.9%	28.6%	21.4%	19.0%
Q8-29. Skateboarding area	36.4%	18.2%	18.2%	13.6%	13.6%
Q8-30. Pump track/BMX course	13.9%	25.0%	11.1%	30.6%	19.4%
Q8-31. Other	27.0%	5.4%	13.5%	13.5%	40.5%

City of Paducah Parks and Recreation Needs Assessment Survey Findings Report

Q8-31. Other

Q8-31. Other	Number	Percent
AMUSEMENT PARK	1	2.5 %
BETTER CONVENTION CTR	1	2.5 %
BROOKS STADIUM CHIEFS	1	2.5 %
Baseball	1	2.5 %
Baseball/softball complex	1	2.5 %
Benches/city	1	2.5 %
Boat ramps	1	2.5 %
Designated bike paths on City streets and connecting existing greenways	1	2.5 %
Dog trails	1	2.5 %
FISHING AT NOBLE PARK	1	2.5 %
Fishing	4	10.0 %
GOLF COURSE	6	15.0 %
HANDICAP SWIMMING POOL	1	2.5 %
HORSE BACK RIDING TRAILS	1	2.5 %
Hiking trail	1	2.5 %
ICE SKATING RINK	2	5.0 %
INDOOR DOG PARK/WALK	1	2.5 %
INDOOR OLYMPIC AND EXERCISE POOLS	1	2.5 %
INDOOR PARK FOR KIDS	1	2.5 %
INDOOR PLAYGROUND	1	2.5 %
INDOOR SWIMMING FOR SENIORS	1	2.5 %
Miniature golf course	1	2.5 %
Noble Park is a good area to have your children practice driving when it's not busy	1	2.5 %
RIVERFRONT	1	2.5 %
RUNNING TRAILS	1	2.5 %
SIDEWALKS	1	2.5 %
SPRAY PARK AT NOBLE	1	2.5 %
THERAPY POOL	1	2.5 %
Walley ball	1	2.5 %
YMCA	1	2.5 %
Yoga /meditation area	1	2.5 %
Total	40	100.0 %

Q9. Which FOUR of the facilities from the list in Question 8 are MOST IMPORTANT to your household?

<u>Q9. Top choice</u>	<u>Number</u>	<u>Percent</u>
Small neighborhood parks	88	11.7 %
Large community parks	59	7.9 %
Natural areas/nature parks	34	4.5 %
Baseball & softball diamonds	25	3.3 %
Soccer fields	9	1.2 %
Football fields	2	0.3 %
Playgrounds	60	8.0 %
Picnic shelters/picnic areas	25	3.3 %
Walking & hiking trails	87	11.6 %
Paved bike trails	40	5.3 %
Mountain bike trails	3	0.4 %
Outdoor basketball courts	2	0.3 %
Tennis courts	8	1.1 %
Pickleball courts	5	0.7 %
Bocce, shuffleboard or similar	1	0.1 %
Outdoor swimming pools/aquatic centers	9	1.2 %
Spraygrounds/splash pads	3	0.4 %
Community/recreation centers	9	1.2 %
Senior center	19	2.5 %
Indoor gymnasium space/game courts	6	0.8 %
Indoor swimming pools	31	4.1 %
Outdoor stage or amphitheater	1	0.1 %
Off-leash dog parks	36	4.8 %
Community gardens	3	0.4 %
Disc golf courses	2	0.3 %
Outdoor fitness equipment/par course	1	0.1 %
Skateboarding area	1	0.1 %
Other	13	1.7 %
<u>None chosen</u>	<u>167</u>	<u>22.3 %</u>
Total	749	100.0 %

Q9. Which FOUR of the facilities from the list in Question 8 are MOST IMPORTANT to your household?

<u>Q9. 2nd choice</u>	<u>Number</u>	<u>Percent</u>
Small neighborhood parks	39	5.2 %
Large community parks	62	8.3 %
Natural areas/nature parks	48	6.4 %
Baseball & softball diamonds	13	1.7 %
Soccer fields	6	0.8 %
Football fields	5	0.7 %
Lacrosse fields	1	0.1 %
Playgrounds	45	6.0 %
Sand volleyball courts	5	0.7 %
Picnic shelters/picnic areas	46	6.1 %
Walking & hiking trails	85	11.3 %
Paved bike trails	45	6.0 %
Mountain bike trails	10	1.3 %
Outdoor basketball courts	1	0.1 %
Tennis courts	2	0.3 %
Pickleball courts	1	0.1 %
Bocce, shuffleboard or similar	1	0.1 %
Outdoor swimming pools/aquatic centers	22	2.9 %
Spraygrounds/splash pads	17	2.3 %
Community/recreation centers	9	1.2 %
Senior center	18	2.4 %
Indoor gymnasium space/game courts	2	0.3 %
Indoor swimming pools	16	2.1 %
Outdoor stage or amphitheater	3	0.4 %
Off-leash dog parks	13	1.7 %
Community gardens	7	0.9 %
Disc golf courses	6	0.8 %
Outdoor fitness equipment/par course	1	0.1 %
Skateboarding area	1	0.1 %
Pump track/BMX course	1	0.1 %
Other	9	1.2 %
<u>None chosen</u>	<u>209</u>	<u>27.9 %</u>
Total	749	100.0 %

Q9. Which FOUR of the facilities from the list in Question 8 are MOST IMPORTANT to your household?

Q9. 3rd choice	Number	Percent
Small neighborhood parks	31	4.1 %
Large community parks	33	4.4 %
Natural areas/nature parks	49	6.5 %
Baseball & softball diamonds	14	1.9 %
Soccer fields	12	1.6 %
Football fields	3	0.4 %
Lacrosse fields	1	0.1 %
Playgrounds	39	5.2 %
Sand volleyball courts	2	0.3 %
Picnic shelters/picnic areas	56	7.5 %
Walking & hiking trails	59	7.9 %
Paved bike trails	28	3.7 %
Mountain bike trails	10	1.3 %
Outdoor basketball courts	5	0.7 %
Tennis courts	7	0.9 %
Pickleball courts	3	0.4 %
Bocce, shuffleboard or similar	4	0.5 %
Outdoor swimming pools/aquatic centers	16	2.1 %
Spraygrounds/splash pads	19	2.5 %
Community/recreation centers	19	2.5 %
Senior center	11	1.5 %
Indoor gymnasium space/game courts	3	0.4 %
Indoor swimming pools	25	3.3 %
Outdoor stage or amphitheater	7	0.9 %
Off-leash dog parks	19	2.5 %
Community gardens	9	1.2 %
Disc golf courses	2	0.3 %
Outdoor fitness equipment/par course	2	0.3 %
Skateboarding area	1	0.1 %
Pump track/BMX course	2	0.3 %
Other	2	0.3 %
None chosen	256	34.2 %
Total	749	100.0 %

Q9. Which FOUR of the facilities from the list in Question 8 are MOST IMPORTANT to your household?

Q9. 4th choice	Number	Percent
Small neighborhood parks	20	2.7 %
Large community parks	28	3.7 %
Natural areas/nature parks	38	5.1 %
Baseball & softball diamonds	12	1.6 %
Soccer fields	9	1.2 %
Football fields	2	0.3 %
Lacrosse fields	1	0.1 %
Playgrounds	34	4.5 %
Sand volleyball courts	3	0.4 %
Picnic shelters/picnic areas	27	3.6 %
Walking & hiking trails	44	5.9 %
Paved bike trails	23	3.1 %
Mountain bike trails	9	1.2 %
Outdoor basketball courts	1	0.1 %
Tennis courts	9	1.2 %
Pickleball courts	3	0.4 %
Bocce, shuffleboard or similar	4	0.5 %
Outdoor swimming pools/aquatic centers	15	2.0 %
Spraygrounds/splash pads	21	2.8 %
Community/recreation centers	13	1.7 %
Senior center	19	2.5 %
Indoor gymnasium space/game courts	13	1.7 %
Indoor swimming pools	18	2.4 %
Outdoor stage or amphitheater	8	1.1 %
Off-leash dog parks	18	2.4 %
Community gardens	9	1.2 %
Disc golf courses	8	1.1 %
Outdoor fitness equipment/par course	4	0.5 %
Skateboarding area	3	0.4 %
Pump track/BMX course	3	0.4 %
None chosen	330	44.1 %
Total	749	100.0 %

SUM OF TOP 4 CHOICES

Q9. Which FOUR of the facilities from the list in Question 8 are MOST IMPORTANT to your household? (top 4)

Q9. Sum of top 4 choices	Number	Percent
Small neighborhood parks	178	23.8 %
Large community parks	182	24.3 %
Natural areas/nature parks	169	22.6 %
Baseball & softball diamonds	64	8.5 %
Soccer fields	36	4.8 %
Football fields	12	1.6 %
Lacrosse fields	3	0.4 %
Playgrounds	178	23.8 %
Sand volleyball courts	10	1.3 %
Picnic shelters/picnic areas	154	20.6 %
Walking & hiking trails	275	36.7 %
Paved bike trails	136	18.2 %
Mountain bike trails	32	4.3 %
Outdoor basketball courts	9	1.2 %
Tennis courts	26	3.5 %
Pickleball courts	12	1.6 %
Bocce, shuffleboard or similar	10	1.3 %
Outdoor swimming pools/aquatic centers	62	8.3 %
Spraygrounds/splash pads	60	8.0 %
Community/recreation centers	50	6.7 %
Senior center	67	8.9 %
Indoor gymnasium space/game courts	24	3.2 %
Indoor swimming pools	90	12.0 %
Outdoor stage or amphitheater	19	2.5 %
Off-leash dog parks	86	11.5 %
Community gardens	28	3.7 %
Disc golf courses	18	2.4 %
Outdoor fitness equipment/par course	8	1.1 %
Skateboarding area	6	0.8 %
Pump track/BMX course	6	0.8 %
Other	24	3.2 %
None chosen	167	22.3 %
Total	2201	

Q10. Please CHECK ALL of the following upgrades you would like to see in existing parks in Paducah.

Q10. All upgrades you would like to see in existing parks	Number	Percent
Playground equipment	200	26.7 %
Picnic shelters	283	37.8 %
Outdoor basketball courts	48	6.4 %
Drinking fountains	272	36.3 %
New/improved restrooms	390	52.1 %
Shade structures	231	30.8 %
Improved parking	120	16.0 %
Sidewalks	187	25.0 %
Walking/hiking trails	294	39.3 %
Bike trails	186	24.8 %
Trail lighting	196	26.2 %
Artificial turf fields	34	4.5 %
Pickleball courts	35	4.7 %
Sports fields lighting	54	7.2 %
Handicap accessibility	103	13.8 %
Security cameras & lighting	267	35.6 %
Wi-Fi	174	23.2 %
Trees & landscaping	172	23.0 %
Natural areas	201	26.8 %
Outdoor fitness equipment	90	12.0 %
Other	45	6.0 %
Total	3582	

City of Paducah Parks and Recreation Needs Assessment Survey Findings Report

Q10-21. Other

<u>Q10-21. Other</u>	<u>Number</u>	<u>Percent</u>
RESTROOMS	3	6.8 %
Fishing	3	6.8 %
Benches	2	4.5 %
Large indoor swimming pool	1	2.3 %
Baseball and soccer fields	1	2.3 %
Concessions	1	2.3 %
JOBS	1	2.3 %
RECYCLING	1	2.3 %
DUCK POOP IS RIDICULOUS	1	2.3 %
OFF LEASH DOG PARK	1	2.3 %
Water drainage in small dog park	1	2.3 %
An actual dog park for smaller dogs	1	2.3 %
A state of the art indoor aquatic center with 50M pool like Louisville	1	2.3 %
BATHROOMS	1	2.3 %
BASEBALL FIELDS	1	2.3 %
CLEAN BATHROOMS	1	2.3 %
OPEN MORE HOURS	1	2.3 %
DOG WALKING AREA	1	2.3 %
INDOOR PARK FOR KIDS	1	2.3 %
MORE SPLASH PARKS	1	2.3 %
WOOD CHIP TRAILS	1	2.3 %
Indoor swimming pool	1	2.3 %
Streets	1	2.3 %
YMCA	1	2.3 %
ROADS	1	2.3 %
PUMP TRACK	1	2.3 %
WE DON'T GO	1	2.3 %
Major new outdoor sports center (soccer)	1	2.3 %
Dog park areas	1	2.3 %
Restrooms at Keiler Park	1	2.3 %
Ball fields	1	2.3 %
SOFTBALL FIELDS	1	2.3 %
Bocce & Shuffleboard	1	2.3 %
Riverfront	1	2.3 %
Law enforcement/security	1	2.3 %
Baseball/softball complex	1	2.3 %
Remove geese	1	2.3 %
Pickleball courts	1	2.3 %
Indoor gym for volleyball tournaments	1	2.3 %
Total	44	100.0 %

City of Paducah Parks and Recreation Needs Assessment Survey Findings Report

Q11. Please indicate if you or any member of your household have a need for each of the recreation programs listed below.

(N=749)

	Yes	No
Q11-1. Youth learn to swim programs	21.0%	79.0%
Q11-2. Preschool programs	14.0%	86.0%
Q11-3. Before & after school programs	15.6%	84.4%
Q11-4. Youth summer camp programs	16.6%	83.4%
Q11-5. Youth sports programs	19.9%	80.1%
Q11-6. Youth fitness & wellness programs	16.6%	83.4%
Q11-7. Martial arts programs	12.4%	87.6%
Q11-8. Adult fitness & wellness programs	43.4%	56.6%
Q11-9. Water fitness programs	25.9%	74.1%
Q11-10. Swim teams	10.1%	89.9%
Q11-11. Diving	5.1%	94.9%
Q11-12. Water polo	2.5%	97.5%
Q11-13. Youth art, dance, performing arts	15.4%	84.6%
Q11-14. Adult art, dance, performing arts	18.2%	81.8%
Q11-15. Adult sports programs	17.6%	82.4%
Q11-16. Programs for persons ages 50+	33.0%	67.0%
Q11-17. Special needs programs	8.0%	92.0%
Q11-18. Pet exercise programs	14.7%	85.3%
Q11-19. Teen programs	12.8%	87.2%
Q11-20. Nature programs	29.0%	71.0%
Q11-21. Riverfront Concert Series	51.9%	48.1%

Q11. Please indicate if you or any member of your household have a need for each of the recreation programs listed below.

	Yes	No
Q11-22. Christmas Parade	42.7%	57.3%
Q11-23. Christmas in the Park	56.2%	43.8%
Q11-24. Farmer's Market	65.7%	34.3%
Q11-25. July 4th Celebration	47.4%	52.6%
Q11-26. Egg Dash	11.7%	88.3%
Q11-27. Other	3.2%	96.8%

City of Paducah Parks and Recreation Needs Assessment Survey Findings Report

Q11. If "yes," please rate that program using a scale of 5 to 1, where 5 means your needs are "100% met" and 1 means "0% met."

(N=641)

	100% met	75% met	50% met	25% met	0% met
Q11-1. Youth learn to swim programs	17.0%	17.0%	20.0%	17.8%	28.1%
Q11-2. Preschool programs	25.3%	18.1%	31.3%	13.3%	12.0%
Q11-3. Before & after school programs	19.1%	14.9%	25.5%	19.1%	21.3%
Q11-4. Youth summer camp programs	15.1%	21.7%	32.1%	14.2%	17.0%
Q11-5. Youth sports programs	15.1%	25.4%	31.7%	13.5%	14.3%
Q11-6. Youth fitness & wellness programs	12.7%	16.7%	27.5%	23.5%	19.6%
Q11-7. Martial arts programs	10.7%	10.7%	16.0%	29.3%	33.3%
Q11-8. Adult fitness & wellness programs	9.1%	17.1%	31.6%	21.3%	20.9%
Q11-9. Water fitness programs	7.5%	8.8%	16.3%	21.3%	46.3%
Q11-10. Swim teams	3.1%	17.2%	20.3%	23.4%	35.9%
Q11-11. Diving	8.6%	11.4%	11.4%	17.1%	51.4%
Q11-12. Water polo	5.6%	5.6%	5.6%	16.7%	66.7%
Q11-13. Youth art, dance, performing arts	8.3%	14.6%	33.3%	15.6%	28.1%
Q11-14. Adult art, dance, performing arts	8.9%	17.9%	26.8%	24.1%	22.3%
Q11-15. Adult sports programs	5.5%	19.3%	32.1%	22.9%	20.2%
Q11-16. Programs for persons ages 50+	10.1%	17.1%	28.1%	20.6%	24.1%
Q11-17. Special needs programs	20.0%	18.0%	22.0%	20.0%	20.0%
Q11-18. Pet exercise programs	14.0%	10.8%	19.4%	24.7%	31.2%
Q11-19. Teen programs	8.6%	6.2%	29.6%	28.4%	27.2%

City of Paducah Parks and Recreation Needs Assessment Survey Findings Report

Q11. If "yes," please rate that program using a scale of 5 to 1, where 5 means your needs are "100% met" and 1 means "0% met."

	100% met	75% met	50% met	25% met	0% met
Q11-20. Nature programs	4.8%	10.7%	31.0%	28.3%	25.1%
Q11-21. Riverfront Concert Series	17.2%	26.0%	27.5%	18.7%	10.6%
Q11-22. Christmas Parade	46.2%	29.4%	14.7%	7.9%	1.8%
Q11-23. Christmas in the Park	59.0%	25.7%	11.7%	3.3%	0.3%
Q11-24. Farmer's Market	41.0%	30.7%	17.0%	9.7%	1.7%
Q11-25. July 4th Celebration	43.1%	31.0%	17.5%	5.1%	3.4%
Q11-26. Egg Dash	30.7%	29.3%	21.3%	10.7%	8.0%
Q11-27. Other	22.2%	0.0%	11.1%	5.6%	61.1%

Q11-27. Other

Q11-27. Other	Number	Percent
ACTIVITIES FOR TEENS	1	4.2 %
Adults learn to swim programs	1	4.2 %
After Dinner April-Oct	1	4.2 %
BOWLING ALLEY	1	4.2 %
BRING BACK LIVE ON BROADWAY	1	4.2 %
Ball fields	1	4.2 %
Bike trails	1	4.2 %
DOWNTOWN AFTER DINNER REINSTATED	1	4.2 %
Fishing area	1	4.2 %
GREEN TRAIL HIKING	1	4.2 %
HORSE BASED PROGRAMS	1	4.2 %
LABOR DAY PARADE	1	4.2 %
LOWER TOWN ARTS AND MUSIC FESTIVAL	1	4.2 %
MARDI GRAS PARADE	1	4.2 %
MORE CONVENTIONS	1	4.2 %
Miniature golf course	1	4.2 %
More For Kids/Teens so it's less incarceration among young adults and preteens	1	4.2 %
New Years at Riverfront	1	4.2 %
PARADES	1	4.2 %
Riverfront karaoke	1	4.2 %
SENIOR YOGA	1	4.2 %
SOFTBALL	1	4.2 %
VETERANS DAY PARADE	1	4.2 %
YMCA	1	4.2 %
Total	24	100.0 %

Q12. Which FOUR of the programs from the list in Question 11 are MOST IMPORTANT to your household?

Q12. Top choice	Number	Percent
Youth learn to swim programs	40	5.3 %
Preschool programs	13	1.7 %
Before & after school programs	21	2.8 %
Youth summer camp programs	9	1.2 %
Youth sports programs	32	4.3 %
Youth fitness & wellness programs	4	0.5 %
Martial arts programs	5	0.7 %
Adult fitness & wellness programs	61	8.1 %
Water fitness programs	20	2.7 %
Swim teams	6	0.8 %
Youth art, dance, performing arts	5	0.7 %
Adult art, dance, performing arts	10	1.3 %
Adult sports programs	11	1.5 %
Programs for persons ages 50+	43	5.7 %
Special needs programs	6	0.8 %
Pet exercise programs	14	1.9 %
Teen programs	5	0.7 %
Nature programs	24	3.2 %
Riverfront Concert Series	52	6.9 %
Christmas Parade	20	2.7 %
Christmas in the Park	47	6.3 %
Farmer's Market	121	16.2 %
July 4th Celebration	13	1.7 %
Egg Dash	1	0.1 %
Other	9	1.2 %
None chosen	157	21.0 %
Total	749	100.0 %

Q12. Which FOUR of the programs from the list in Question 11 are MOST IMPORTANT to your household?

<u>Q12. 2nd choice</u>	<u>Number</u>	<u>Percent</u>
Youth learn to swim programs	17	2.3 %
Preschool programs	18	2.4 %
Before & after school programs	17	2.3 %
Youth summer camp programs	18	2.4 %
Youth sports programs	15	2.0 %
Youth fitness & wellness programs	8	1.1 %
Martial arts programs	2	0.3 %
Adult fitness & wellness programs	52	6.9 %
Water fitness programs	27	3.6 %
Swim teams	3	0.4 %
Youth art, dance, performing arts	6	0.8 %
Adult art, dance, performing arts	17	2.3 %
Adult sports programs	11	1.5 %
Programs for persons ages 50+	43	5.7 %
Special needs programs	4	0.5 %
Pet exercise programs	14	1.9 %
Teen programs	7	0.9 %
Nature programs	26	3.5 %
Riverfront Concert Series	50	6.7 %
Christmas Parade	36	4.8 %
Christmas in the Park	50	6.7 %
Farmer's Market	66	8.8 %
July 4th Celebration	26	3.5 %
Egg Dash	5	0.7 %
Other	1	0.1 %
<u>None chosen</u>	<u>210</u>	<u>28.0 %</u>
Total	749	100.0 %

Q12. Which FOUR of the programs from the list in Question 11 are MOST IMPORTANT to your household?

<u>Q12. 3rd choice</u>	<u>Number</u>	<u>Percent</u>
Youth learn to swim programs	12	1.6 %
Preschool programs	6	0.8 %
Before & after school programs	9	1.2 %
Youth summer camp programs	14	1.9 %
Youth sports programs	16	2.1 %
Youth fitness & wellness programs	9	1.2 %
Martial arts programs	5	0.7 %
Adult fitness & wellness programs	35	4.7 %
Water fitness programs	13	1.7 %
Swim teams	4	0.5 %
Diving	1	0.1 %
Youth art, dance, performing arts	10	1.3 %
Adult art, dance, performing arts	9	1.2 %
Adult sports programs	16	2.1 %
Programs for persons ages 50+	33	4.4 %
Special needs programs	4	0.5 %
Pet exercise programs	16	2.1 %
Teen programs	2	0.3 %
Nature programs	25	3.3 %
Riverfront Concert Series	55	7.3 %
Christmas Parade	38	5.1 %
Christmas in the Park	49	6.5 %
Farmer's Market	56	7.5 %
July 4th Celebration	33	4.4 %
Egg Dash	5	0.7 %
Other	2	0.3 %
<u>None chosen</u>	<u>272</u>	<u>36.3 %</u>
Total	749	100.0 %

Q12. Which FOUR of the programs from the list in Question 11 are MOST IMPORTANT to your household?

<u>Q12. 4th choice</u>	<u>Number</u>	<u>Percent</u>
Youth learn to swim programs	11	1.5 %
Preschool programs	4	0.5 %
Before & after school programs	3	0.4 %
Youth summer camp programs	8	1.1 %
Youth sports programs	8	1.1 %
Youth fitness & wellness programs	7	0.9 %
Martial arts programs	6	0.8 %
Adult fitness & wellness programs	24	3.2 %
Water fitness programs	12	1.6 %
Swim teams	3	0.4 %
Diving	2	0.3 %
Youth art, dance, performing arts	10	1.3 %
Adult art, dance, performing arts	18	2.4 %
Adult sports programs	8	1.1 %
Programs for persons ages 50+	18	2.4 %
Special needs programs	8	1.1 %
Pet exercise programs	12	1.6 %
Teen programs	7	0.9 %
Nature programs	18	2.4 %
Riverfront Concert Series	42	5.6 %
Christmas Parade	23	3.1 %
Christmas in the Park	44	5.9 %
Farmer's Market	46	6.1 %
July 4th Celebration	59	7.9 %
Egg Dash	2	0.3 %
Other	4	0.5 %
<u>None chosen</u>	<u>342</u>	<u>45.7 %</u>
Total	749	100.0 %

SUM OF TOP 4 CHOICES

Q12. Which FOUR of the programs from the list in Question 11 are MOST IMPORTANT to your household? (top 4)

<u>Q12. Sum of top 4 choices</u>	<u>Number</u>	<u>Percent</u>
Youth learn to swim programs	80	10.7 %
Preschool programs	41	5.5 %
Before & after school programs	50	6.7 %
Youth summer camp programs	49	6.5 %
Youth sports programs	71	9.5 %
Youth fitness & wellness programs	28	3.7 %
Martial arts programs	18	2.4 %
Adult fitness & wellness programs	172	23.0 %
Water fitness programs	72	9.6 %
Swim teams	16	2.1 %
Diving	3	0.4 %
Youth art, dance, performing arts	31	4.1 %
Adult art, dance, performing arts	54	7.2 %
Adult sports programs	46	6.1 %
Programs for persons ages 50+	137	18.3 %
Special needs programs	22	2.9 %
Pet exercise programs	56	7.5 %
Teen programs	21	2.8 %
Nature programs	93	12.4 %
Riverfront Concert Series	199	26.6 %
Christmas Parade	117	15.6 %
Christmas in the Park	190	25.4 %
Farmer's Market	289	38.6 %
July 4th Celebration	131	17.5 %
Egg Dash	13	1.7 %
Other	16	2.1 %
<u>None chosen</u>	<u>157</u>	<u>21.0 %</u>
Total	2172	

Q13. Which FOUR of the programs listed in Question 11 do you currently participate in MOST OFTEN?

<u>Q13. Top choice</u>	<u>Number</u>	<u>Percent</u>
Youth learn to swim programs	9	1.2 %
Preschool programs	14	1.9 %
Before & after school programs	12	1.6 %
Youth summer camp programs	2	0.3 %
Youth sports programs	24	3.2 %
Martial arts programs	1	0.1 %
Adult fitness & wellness programs	28	3.7 %
Water fitness programs	3	0.4 %
Swim teams	2	0.3 %
Youth art, dance, performing arts	7	0.9 %
Adult art, dance, performing arts	4	0.5 %
Adult sports programs	8	1.1 %
Programs for persons ages 50+	18	2.4 %
Special needs programs	2	0.3 %
Pet exercise programs	13	1.7 %
Teen programs	1	0.1 %
Nature programs	8	1.1 %
Riverfront Concert Series	51	6.8 %
Christmas Parade	33	4.4 %
Christmas in the Park	85	11.3 %
Farmer's Market	152	20.3 %
July 4th Celebration	21	2.8 %
Egg Dash	3	0.4 %
Other	6	0.8 %
<u>None chosen</u>	<u>242</u>	<u>32.3 %</u>
Total	749	100.0 %

Q13. Which FOUR of the programs listed in Question 11 do you currently participate in MOST OFTEN?

<u>Q13. 2nd choice</u>	<u>Number</u>	<u>Percent</u>
Youth learn to swim programs	4	0.5 %
Preschool programs	4	0.5 %
Before & after school programs	5	0.7 %
Youth summer camp programs	10	1.3 %
Youth sports programs	9	1.2 %
Youth fitness & wellness programs	3	0.4 %
Martial arts programs	1	0.1 %
Adult fitness & wellness programs	16	2.1 %
Water fitness programs	3	0.4 %
Swim teams	1	0.1 %
Youth art, dance, performing arts	4	0.5 %
Adult art, dance, performing arts	6	0.8 %
Adult sports programs	8	1.1 %
Programs for persons ages 50+	16	2.1 %
Special needs programs	1	0.1 %
Pet exercise programs	9	1.2 %
Teen programs	3	0.4 %
Nature programs	9	1.2 %
Riverfront Concert Series	50	6.7 %
Christmas Parade	56	7.5 %
Christmas in the Park	78	10.4 %
Farmer's Market	66	8.8 %
July 4th Celebration	44	5.9 %
Egg Dash	2	0.3 %
Other	1	0.1 %
<u>None chosen</u>	<u>340</u>	<u>45.4 %</u>
Total	749	100.0 %

Q13. Which FOUR of the programs listed in Question 11 do you currently participate in MOST OFTEN?

<u>Q13. 3rd choice</u>	<u>Number</u>	<u>Percent</u>
Youth learn to swim programs	2	0.3 %
Preschool programs	6	0.8 %
Before & after school programs	2	0.3 %
Youth summer camp programs	4	0.5 %
Youth sports programs	6	0.8 %
Youth fitness & wellness programs	2	0.3 %
Martial arts programs	3	0.4 %
Adult fitness & wellness programs	13	1.7 %
Water fitness programs	2	0.3 %
Diving	1	0.1 %
Youth art, dance, performing arts	6	0.8 %
Adult art, dance, performing arts	4	0.5 %
Adult sports programs	7	0.9 %
Programs for persons ages 50+	9	1.2 %
Pet exercise programs	4	0.5 %
Teen programs	2	0.3 %
Nature programs	10	1.3 %
Riverfront Concert Series	39	5.2 %
Christmas Parade	31	4.1 %
Christmas in the Park	55	7.3 %
Farmer's Market	55	7.3 %
July 4th Celebration	53	7.1 %
Egg Dash	4	0.5 %
Other	2	0.3 %
<u>None chosen</u>	<u>427</u>	<u>57.0 %</u>
Total	749	100.0 %

Q13. Which FOUR of the programs listed in Question 11 do you currently participate in MOST OFTEN?

<u>Q13. 4th choice</u>	<u>Number</u>	<u>Percent</u>
Youth learn to swim programs	9	1.2 %
Preschool programs	3	0.4 %
Before & after school programs	3	0.4 %
Youth summer camp programs	3	0.4 %
Youth sports programs	3	0.4 %
Youth fitness & wellness programs	3	0.4 %
Martial arts programs	5	0.7 %
Adult fitness & wellness programs	9	1.2 %
Water fitness programs	4	0.5 %
Diving	1	0.1 %
Youth art, dance, performing arts	1	0.1 %
Adult art, dance, performing arts	5	0.7 %
Adult sports programs	5	0.7 %
Programs for persons ages 50+	2	0.3 %
Special needs programs	2	0.3 %
Pet exercise programs	6	0.8 %
Teen programs	1	0.1 %
Nature programs	10	1.3 %
Riverfront Concert Series	32	4.3 %
Christmas Parade	22	2.9 %
Christmas in the Park	38	5.1 %
Farmer's Market	33	4.4 %
July 4th Celebration	44	5.9 %
Egg Dash	6	0.8 %
Other	3	0.4 %
<u>None chosen</u>	<u>496</u>	<u>66.2 %</u>
Total	749	100.0 %

SUM OF TOP 4 CHOICES

Q13. Which FOUR of the programs listed in Question 11 do you currently participate in MOST OFTEN? (top 4)

Q13. Sum of top 4 choices	Number	Percent
Youth learn to swim programs	24	3.2 %
Preschool programs	27	3.6 %
Before & after school programs	22	2.9 %
Youth summer camp programs	19	2.5 %
Youth sports programs	42	5.6 %
Youth fitness & wellness programs	8	1.1 %
Martial arts programs	10	1.3 %
Adult fitness & wellness programs	66	8.8 %
Water fitness programs	12	1.6 %
Swim teams	3	0.4 %
Diving	2	0.3 %
Youth art, dance, performing arts	18	2.4 %
Adult art, dance, performing arts	19	2.5 %
Adult sports programs	28	3.7 %
Programs for persons ages 50+	45	6.0 %
Special needs programs	5	0.7 %
Pet exercise programs	32	4.3 %
Teen programs	7	0.9 %
Nature programs	37	4.9 %
Riverfront Concert Series	172	23.0 %
Christmas Parade	142	19.0 %
Christmas in the Park	256	34.2 %
Farmer's Market	306	40.9 %
July 4th Celebration	162	21.6 %
Egg Dash	15	2.0 %
Other	12	1.6 %
None chosen	242	32.3 %
Total	1733	

Q14. For several years, residents have voiced their need for an indoor recreation center. Do you agree with this need for an indoor recreation center?

Q14. Do you agree with this need for an indoor recreation center	Number	Percent
Yes	499	66.6 %
No	200	26.7 %
Not provided	50	6.7 %
Total	749	100.0 %

WITHOUT "NOT PROVIDED"

Q14. For several years, residents have voiced their need for an indoor recreation center. Do you agree with this need for an indoor recreation center? (without "not provided")

Q14. Do you agree with this need for an indoor recreation center	Number	Percent
Yes	499	71.4 %
No	200	28.6 %
Total	699	100.0 %

Q15. If you answered "yes" to question 14 above and if the City of Paducah were to develop (or partner to develop) a new recreation center, which of the following facilities would you use?

Q15. Which facilities would you use	Number	Percent
Walking track	366	73.3 %
Game courts (basketball/volleyball)	155	31.1 %
Aerobics/dance room	165	33.1 %
Cardio room with fitness equipment	282	56.5 %
Free weights	159	31.9 %
Multipurpose meeting room	124	24.8 %
Banquet room	110	22.0 %
Kitchen	120	24.0 %
Game room	165	33.1 %
Lap pool	214	42.9 %
Family activity pool	234	46.9 %
Warm water therapeutic pool	266	53.3 %
Other	30	6.0 %
Total	2390	

Q15-13. Other

<u>Q15-13. Other</u>	<u>Number</u>	<u>Percent</u>
Arts and crafts	1	3.3 %
BASEBALL AND SOCCER	1	3.3 %
BRING MORE BUSINESS TO PADUCAH	1	3.3 %
CLIMBING WALL, LOCKER ROOMS, SAUNA, INDOOR SKY DIVING	1	3.3 %
COMPETITIVE SWIMMING AND DIVING POOL	1	3.3 %
Check out the YMCA in Edwardsville, IL	1	3.3 %
DANCE FLOOR	1	3.3 %
FAMILY ORIENTED GAMES	1	3.3 %
Gymnastic area for kids	1	3.3 %
HOT TUB	1	3.3 %
ICE SKATING RINK	1	3.3 %
INDOOR KIDS PARK	1	3.3 %
INDOOR PLAYGROUND	1	3.3 %
Indoor soccer	1	3.3 %
MULTIPURPOSE THAT CAN BE USED FOR MORE THAN ONE ACTIVITY	1	3.3 %
Neca's Tween & Teen Arcade	1	3.3 %
PICKLEBALL COURT	1	3.3 %
PING PONG	1	3.3 %
Pickleball	1	3.3 %
Quiet spaces for things like reading, writing, meditation, yoga	1	3.3 %
RUNNING TRACK-CIRCUIT TRAINING COURSE	1	3.3 %
Rock climbing wall	1	3.3 %
SENIOR CITIZEN AREA	1	3.3 %
SOMETHING FOR OLDER PEOPLE	1	3.3 %
Softball field	1	3.3 %
Supervised children area	1	3.3 %
WATER AEROBICS	1	3.3 %
Yoga	2	6.7 %
Yoga/meditation	1	3.3 %
Total	30	100.0 %

Q16. Which three of the facilities listed in Question 15 would you use the most often?

<u>Q16. Top choice</u>	<u>Number</u>	<u>Percent</u>
Walking track	178	35.7 %
Game courts (basketball/volleyball)	28	5.6 %
Aerobics/dance room	14	2.8 %
Cardio room with fitness equipment	46	9.2 %
Free weights	15	3.0 %
Multipurpose meeting room	8	1.6 %
Banquet room	12	2.4 %
Kitchen	3	0.6 %
Game room	13	2.6 %
Lap pool	38	7.6 %
Family activity pool	44	8.8 %
Warm water therapeutic pool	49	9.8 %
Other	12	2.4 %
<u>None chosen</u>	<u>39</u>	<u>7.8 %</u>
Total	499	100.0 %

Q16. Which three of the facilities listed in Question 15 would you use the most often?

<u>Q16. 2nd choice</u>	<u>Number</u>	<u>Percent</u>
Walking track	57	11.4 %
Game courts (basketball/volleyball)	24	4.8 %
Aerobics/dance room	26	5.2 %
Cardio room with fitness equipment	80	16.0 %
Free weights	15	3.0 %
Multipurpose meeting room	17	3.4 %
Banquet room	17	3.4 %
Kitchen	11	2.2 %
Game room	24	4.8 %
Lap pool	45	9.0 %
Family activity pool	51	10.2 %
Warm water therapeutic pool	46	9.2 %
Other	3	0.6 %
<u>None chosen</u>	<u>83</u>	<u>16.6 %</u>
Total	499	100.0 %

Q16. Which three of the facilities listed in Question 15 would you use the most often?

Q16. 3rd choice	Number	Percent
Walking track	38	7.6 %
Game courts (basketball/volleyball)	15	3.0 %
Aerobics/dance room	22	4.4 %
Cardio room with fitness equipment	45	9.0 %
Free weights	18	3.6 %
Multipurpose meeting room	23	4.6 %
Banquet room	18	3.6 %
Kitchen	12	2.4 %
Game room	26	5.2 %
Lap pool	37	7.4 %
Family activity pool	49	9.8 %
Warm water therapeutic pool	63	12.6 %
Other	5	1.0 %
None chosen	128	25.7 %
Total	499	100.0 %

SUM OF TOP 3 CHOICES

Q16. Which three of the facilities listed in Question 15 would you use the most often? (top 3)

Q16. Sum of top 3 choices	Number	Percent
Walking track	273	54.7 %
Game courts (basketball/volleyball)	67	13.4 %
Aerobics/dance room	62	12.4 %
Cardio room with fitness equipment	171	34.3 %
Free weights	48	9.6 %
Multipurpose meeting room	48	9.6 %
Banquet room	47	9.4 %
Kitchen	26	5.2 %
Game room	63	12.6 %
Lap pool	120	24.0 %
Family activity pool	144	28.9 %
Warm water therapeutic pool	158	31.7 %
Other	20	4.0 %
None chosen	39	7.8 %
Total	1286	

Q17. For several years, residents have voiced their need for a new sports field complex and upgraded sports fields. Do you agree with this need?

Q17. Do you agree with this need for a new sports field complex & upgraded sports fields	Number	Percent
Yes	367	49.0 %
No	315	42.1 %
Not provided	67	8.9 %
Total	749	100.0 %

WITHOUT "NOT PROVIDED"

Q17. For several years, residents have voiced their need for a new sports field complex and upgraded sports fields. Do you agree with this need? (without "not provided")

Q17. Do you agree with this need for a new sports field complex & upgraded sports fields	Number	Percent
Yes	367	53.8 %
No	315	46.2 %
Total	682	100.0 %

Q18. If you answered "yes" to question 17 above and if the City of Paducah were to develop (or partner to develop) a new sports complex, which of the following facilities would you or members of your household use?

Q18. Which facilities would you use	Number	Percent
Softball	193	52.6 %
Baseball	198	54.0 %
Soccer	183	49.9 %
Lacrosse	19	5.2 %
Tennis	105	28.6 %
Pickleball	47	12.8 %
Field hockey	18	4.9 %
Rugby	13	3.5 %
Other	40	10.9 %
Total	816	

Q18-9. Other

<u>Q18-9. Other</u>	<u>Number</u>	<u>Percent</u>
BRING MORE BUSINESS TO PADUCAH	1	2.5 %
Basketball	3	7.5 %
Bike trails	1	2.5 %
Competitions	1	2.5 %
Disc golf	3	7.5 %
Drone racing	1	2.5 %
FOOTBALL, TRACK & FIELD	1	2.5 %
Flag football	2	5.0 %
Football	1	2.5 %
Football field	8	20.0 %
Golf	1	2.5 %
ICE SKATING RINK	1	2.5 %
INDOOR PARK	1	2.5 %
Indoor swim facility	1	2.5 %
Indoor swimming pool	1	2.5 %
Indoor walking track	1	2.5 %
KEILER FIELD	1	2.5 %
MOUNTAIN BIKE TRAIL	1	2.5 %
Outdoor swim complex	1	2.5 %
Outdoor volleyball	1	2.5 %
PRO WRESTLING	1	2.5 %
RUNNING TRACK	1	2.5 %
Skateboard	1	2.5 %
Tai Chi	1	2.5 %
Ultimate Frisbee	1	2.5 %
Volleyball	2	5.0 %
Youth football and indoor tennis	1	2.5 %
Total	40	100.0 %

Q19. Which three of the facilities listed in Question 18 would you use the most often?

Q19. Top choice	Number	Percent
Softball	66	18.0 %
Baseball	73	19.9 %
Soccer	62	16.9 %
Lacrosse	2	0.5 %
Tennis	31	8.4 %
Pickleball	21	5.7 %
Field hockey	1	0.3 %
Rugby	1	0.3 %
Other	17	4.6 %
<u>None chosen</u>	<u>93</u>	<u>25.3 %</u>
Total	367	100.0 %

Q19. Which three of the facilities listed in Question 18 would you use the most often?

Q19. 2nd choice	Number	Percent
Softball	60	16.3 %
Baseball	65	17.7 %
Soccer	36	9.8 %
Lacrosse	4	1.1 %
Tennis	23	6.3 %
Pickleball	9	2.5 %
Field hockey	2	0.5 %
Rugby	3	0.8 %
Other	7	1.9 %
<u>None chosen</u>	<u>158</u>	<u>43.1 %</u>
Total	367	100.0 %

Q19. Which three of the facilities listed in Question 18 would you use the most often?

Q19. 3rd choice	Number	Percent
Softball	29	7.9 %
Baseball	22	6.0 %
Soccer	42	11.4 %
Lacrosse	3	0.8 %
Tennis	22	6.0 %
Pickleball	6	1.6 %
Field hockey	4	1.1 %
Other	4	1.1 %
<u>None chosen</u>	<u>235</u>	<u>64.0 %</u>
Total	367	100.0 %

SUM OF TOP 3 CHOICES

Q19. Which three of the facilities listed in Question 18 would you use the most often? (top 3)

Q19. Sum of top 3 choices	Number	Percent
Softball	155	42.2 %
Baseball	160	43.6 %
Soccer	140	38.1 %
Lacrosse	9	2.5 %
Tennis	76	20.7 %
Pickleball	36	9.8 %
Field hockey	7	1.9 %
Rugby	4	1.1 %
Other	28	7.6 %
<u>None chosen</u>	<u>93</u>	<u>25.3 %</u>
Total	708	

Q20. Please check ALL of the following items that keep you or any member of your household from using the parks, recreation facilities, trails, and programs of Paducah more often.

Q20. Items that keep you from using parks, recreation facilities, trails, & programs more often	Number	Percent
Use other agencies' facilities	125	16.7 %
Do not know what is offered	263	35.1 %
Too far from our home	88	11.7 %
No transportation	38	5.1 %
Class full	27	3.6 %
Fees are too high	84	11.2 %
Program times are not convenient	112	15.0 %
Personal disability	53	7.1 %
Availability of parking	26	3.5 %
Poor customer service by staff	33	4.4 %
Poor condition of facilities	133	17.8 %
Facility or program not offered	154	20.6 %
Security or safety concerns	134	17.9 %
Do not know location of facilities	94	12.6 %
Lack of quality programs	111	14.8 %
Design not ADA accessible	15	2.0 %
Do not have time	116	15.5 %
Lack of child care	47	6.3 %
Not interested	62	8.3 %
Other	34	4.5 %
None	79	10.5 %
Total	1828	

City of Paducah Parks and Recreation Needs Assessment Survey Findings Report

Q20-20. Other

<u>Q20-20. Other</u>	<u>Number</u>	<u>Percent</u>
Age	3	9.4 %
Benches	1	3.1 %
CHRISTMAS PARADE NEEDS PORTABLE RESTROOMS ALONG ROUTE	1	3.1 %
CLEANLINESS	1	3.1 %
CONDITION OF DOWNTOWN PUBLIC RESTROOMS	1	3.1 %
Community	1	3.1 %
DOG PARK GIVES FLEAS	1	3.1 %
DON'T REALLY HAVE A REASON	1	3.1 %
Geese	1	3.1 %
INDOOR LAP POOL AND EXERCISE POOL FOR ADULTS	1	3.1 %
JUST NOW LEARNING WHAT IS AVAILABLE	1	3.1 %
LACK OF HANDICAPPED ACCESS	1	3.1 %
Lack of fishing area	1	3.1 %
MORE AND CLEANER BATHROOMS	1	3.1 %
More security officers at Stewart Nelson Park	1	3.1 %
NOT A LOT OFFERED FOR CHILDREN UNDER 3	1	3.1 %
Need basketball courts	1	3.1 %
Need large building to rent for events	1	3.1 %
Negative people environment and unruly children, teenagers	1	3.1 %
No indoor swim facility	1	3.1 %
SMOKERS, DOG PEE & POOP	1	3.1 %
SOME PARKS CLOSE TOO EARLY-SPRAY PARK IS IN TERRIBLE LOCATION	1	3.1 %
TIMES NOT OFFERED IN THE EVENING AFTER WORK HOURS	1	3.1 %
TRIED TO TAKE A CLASS-IT WAS CANCELLED	1	3.1 %
Very limited due to age	1	3.1 %
WE LIKE STAYING AT HOME	1	3.1 %
Waiting on son to get a bit older	1	3.1 %
We do not have an indoor aquatic center	1	3.1 %
Work	1	3.1 %
Would like survelance of greenway trail	1	3.1 %
Total	32	100.0 %

City of Paducah Parks and Recreation Needs Assessment Survey Findings Report

Q21. Please check ALL of the ways you learn about City of Paducah parks and recreation programs or activities.

Q21. Ways you learn about City parks & recreation programs or activities	Number	Percent
Newspaper	274	36.6 %
Parks & Recreation flyer	128	17.1 %
Parks & Recreation program guide	71	9.5 %
Word of mouth	421	56.2 %
City of Paducah website	128	17.1 %
Social networking (Facebook/Twitter/ Instagram)	293	39.1 %
Youth sports organization	45	6.0 %
Visited or called a City office	28	3.7 %
School communications	100	13.4 %
Email notifications	56	7.5 %
Radio/television	255	34.0 %
Other	17	2.3 %
Total	1816	

Q21. Other

Q21. Other	Number	Percent
The free magazine offered that lists things	1	5.9 %
NEIGHBORHOOD APP	1	5.9 %
WORK	1	5.9 %
WORD OF MOUTH	1	5.9 %
WESTKYSTAR.COM	1	5.9 %
FLYER IN MAIL	1	5.9 %
Facebook	1	5.9 %
See it with my eyes	1	5.9 %
4-H	1	5.9 %
Just looked around	1	5.9 %
FAMILY MAGAZINE	1	5.9 %
WETKENTUCKYSTAR.COM	1	5.9 %
Search online	1	5.9 %
Driving around	1	5.9 %
Activity in city programs, CBB, TAB	1	5.9 %
Library	1	5.9 %
Google search	1	5.9 %
Total	17	100.0 %

Q22. Please check ALL of the City sponsored special events in which you or members of your household have participated in the past year.

Q22. City sponsored special events in which you have participated	Number	Percent
Riverfront Concert Series	321	42.9 %
Christmas Parade	316	42.2 %
Christmas in the Park	486	64.9 %
Farmer's Market	511	68.2 %
July 4th Celebration	301	40.2 %
Egg Dash	38	5.1 %
Other	27	3.6 %
Total	2000	

Q22-7. Other

Q22-7. Other	Number	Percent
8th of August activities	1	3.7 %
Barbecue on the River	13	48.1 %
DOG PARK	1	3.7 %
Dogwood Trail	1	3.7 %
Festivals, downtown events	1	3.7 %
Labor Day Parade	4	14.8 %
SUMMER DOWNTOWN	1	3.7 %
Veterans Day Parade	5	18.5 %
Total	27	100.0 %

City of Paducah Parks and Recreation Needs Assessment Survey Findings Report

Q23. Please indicate how supportive you would be of each of the following actions that Paducah could take to improve Parks and Recreation.

(N=749)

	Very supportive	Somewhat supportive	Not supportive	Not sure	Not provided
Q23-1. Acquisition of land for open space/green space/future park land	39.3%	20.0%	11.1%	10.9%	18.7%
Q23-2. Purchase land to develop more athletic fields & recreation facilities	32.8%	21.4%	15.8%	12.1%	17.9%
Q23-3. Provide natural areas for wildlife habitat & nature education	45.4%	20.2%	8.7%	9.2%	16.6%
Q23-4. Upgrade existing parks & facilities	56.1%	20.2%	3.6%	6.1%	14.0%
Q23-5. Upgrade existing youth athletic fields, including new lighting	41.1%	21.8%	10.0%	9.2%	17.9%
Q23-6. Development of new outdoor parks & recreation facilities	39.8%	20.7%	10.1%	10.9%	18.4%
Q23-7. Develop new recreation trails & connecting existing trails	47.8%	16.4%	10.3%	9.5%	16.0%
Q23-8. Develop a recreation center	39.4%	19.6%	14.0%	10.7%	16.3%
Q23-9. Develop an indoor pool	41.3%	17.4%	15.8%	10.3%	15.4%
Q23-10. Provide more programs for youth & teens	38.3%	25.2%	7.7%	9.6%	19.1%
Q23-11. Provide new programs for adults	39.8%	23.4%	8.5%	11.1%	17.2%
Q23-12. Provide new programs for seniors	45.1%	22.6%	7.2%	9.7%	15.4%
Q23-13. Other	93.3%	6.7%	0.0%	0.0%	0.0%

WITHOUT “NOT PROVIDED”

Q23. Please indicate how supportive you would be of each of the following actions that Paducah could take to improve Parks and Recreation. (without "not provided")

(N=749)

	Very supportive	Somewhat supportive	Not supportive	Not sure
Q23-1. Acquisition of land for open space/green space/future park land	48.3%	24.6%	13.6%	13.5%
Q23-2. Purchase land to develop more athletic fields & recreation facilities	40.0%	26.0%	19.2%	14.8%
Q23-3. Provide natural areas for wildlife habitat & nature education	54.4%	24.2%	10.4%	11.0%
Q23-4. Upgrade existing parks & facilities	65.2%	23.4%	4.2%	7.1%
Q23-5. Upgrade existing youth athletic fields, including new lighting	50.1%	26.5%	12.2%	11.2%
Q23-6. Development of new outdoor parks & recreation facilities	48.8%	25.4%	12.4%	13.4%
Q23-7. Develop new recreation trails & connecting existing trails	56.9%	19.6%	12.2%	11.3%
Q23-8. Develop a recreation center	47.0%	23.4%	16.7%	12.8%
Q23-9. Develop an indoor pool	48.7%	20.5%	18.6%	12.1%
Q23-10. Provide more programs for youth & teens	47.4%	31.2%	9.6%	11.9%
Q23-11. Provide new programs for adults	48.1%	28.2%	10.3%	13.4%
Q23-12. Provide new programs for seniors	53.3%	26.7%	8.5%	11.5%
Q23-13. Other	93.3%	6.7%	0.0%	0.0%

City of Paducah Parks and Recreation Needs Assessment Survey Findings Report

Q23-13. Other

Q23-13. Other	Number	Percent
Fishing	2	6.7 %
Please invest in making Paducah a pedestrian friendly city	1	3.3 %
JOBS	1	3.3 %
Purchase existing commercial land for parks and recreation	1	3.3 %
UPGRADE SECURITY FOR PARKS	1	3.3 %
LOWER FEE FOR SENIORS	1	3.3 %
MORE SIDEWALKS	1	3.3 %
INDOOR DOG WALKING	1	3.3 %
SECURITY AT FACILITIES	1	3.3 %
PROVIDE SENIOR TRANSPORTATION	1	3.3 %
MORE NICE BATHROOMS AT PLAYGROUND		
AREAS AND SAFETY MEASURES	1	3.3 %
A BOWLING ALLEY AT THE MALL	1	3.3 %
ACTIVITIES FOR ALL AGES	1	3.3 %
INDOOR PLAYGROUND	1	3.3 %
Neca's Twee & Teen Arcade	1	3.3 %
Check out the YMCA in Edwardsville, IL	1	3.3 %
CONTINUE TO DEVELOP PLAY AREAS IN THE CITY	1	3.3 %
COMMEMORATE BATTLE OF PADUCAH	1	3.3 %
HORSE BACK RIDING TRAILS	1	3.3 %
Develop regional major soccer/sports complex	1	3.3 %
Tai Chi, dog parks and trails	1	3.3 %
ASSISTED BIKE TRAILS FOR SENIORS	1	3.3 %
Outdoor/indoor water fun	1	3.3 %
Bring live music to Riverfront	1	3.3 %
Maintain current	1	3.3 %
Upgrade safety equipment	1	3.3 %
Meditation	1	3.3 %
AQUATIC CENTER	1	3.3 %
Bike paths on city streets surrounding and connecting existing greenway	1	3.3 %
Total	30	100.0 %

Q24. Which THREE of the actions listed in Question 23 do you think are MOST IMPORTANT?

<u>Q24. Top choice</u>	<u>Number</u>	<u>Percent</u>
Acquisition of land for open space/green space/future park land	39	5.2 %
Purchase land to develop more athletic fields & recreation facilities	53	7.1 %
Provide natural areas for wildlife habitat & nature education	76	10.1 %
Upgrade existing parks & facilities	125	16.7 %
Upgrade existing youth athletic fields, including new lighting	17	2.3 %
Development of new outdoor parks & recreation facilities	13	1.7 %
Develop new recreation trails & connecting existing trails	45	6.0 %
Develop a recreation center	31	4.1 %
Develop an indoor pool	81	10.8 %
Provide more programs for youth & teens	38	5.1 %
Provide new programs for adults	18	2.4 %
Provide new programs for seniors	53	7.1 %
Other	17	2.3 %
<u>None chosen</u>	<u>143</u>	<u>19.1 %</u>
Total	749	100.0 %

Q24. Which THREE of the actions listed in Question 23 do you think are MOST IMPORTANT?

<u>Q24. 2nd choice</u>	<u>Number</u>	<u>Percent</u>
Acquisition of land for open space/green space/future park land	26	3.5 %
Purchase land to develop more athletic fields & recreation facilities	20	2.7 %
Provide natural areas for wildlife habitat & nature education	66	8.8 %
Upgrade existing parks & facilities	85	11.3 %
Upgrade existing youth athletic fields, including new lighting	58	7.7 %
Development of new outdoor parks & recreation facilities	33	4.4 %
Develop new recreation trails & connecting existing trails	55	7.3 %
Develop a recreation center	40	5.3 %
Develop an indoor pool	48	6.4 %
Provide more programs for youth & teens	52	6.9 %
Provide new programs for adults	37	4.9 %
Provide new programs for seniors	43	5.7 %
Other	3	0.4 %
<u>None chosen</u>	<u>183</u>	<u>24.4 %</u>
Total	749	100.0 %

Q24. Which THREE of the actions listed in Question 23 do you think are MOST IMPORTANT?

<u>Q24. 3rd choice</u>	<u>Number</u>	<u>Percent</u>
Acquisition of land for open space/green space/future park land	32	4.3 %
Purchase land to develop more athletic fields & recreation facilities	18	2.4 %
Provide natural areas for wildlife habitat & nature education	46	6.1 %
Upgrade existing parks & facilities	59	7.9 %
Upgrade existing youth athletic fields, including new lighting	50	6.7 %
Development of new outdoor parks & recreation facilities	30	4.0 %
Develop new recreation trails & connecting existing trails	56	7.5 %
Develop a recreation center	45	6.0 %
Develop an indoor pool	34	4.5 %
Provide more programs for youth & teens	46	6.1 %
Provide new programs for adults	42	5.6 %
Provide new programs for seniors	53	7.1 %
<u>None chosen</u>	<u>238</u>	<u>31.8 %</u>
Total	749	100.0 %

SUM OF TOP 3 CHOICES

Q24. Which THREE of the actions listed in Question 23 do you think are MOST IMPORTANT? (top 3)

<u>Q24. Sum of Top 3 Choices</u>	<u>Number</u>	<u>Percent</u>
Acquisition of land for open space/green space/future park land	97	13.0 %
Purchase land to develop more athletic fields & recreation facilities	91	12.1 %
Provide natural areas for wildlife habitat & nature education	188	25.1 %
Upgrade existing parks & facilities	269	35.9 %
Upgrade existing youth athletic fields, including new lighting	125	16.7 %
Development of new outdoor parks & recreation facilities	76	10.1 %
Develop new recreation trails & connecting existing trails	156	20.8 %
Develop a recreation center	116	15.5 %
Develop an indoor pool	163	21.8 %
Provide more programs for youth & teens	136	18.2 %
Provide new programs for adults	97	13.0 %
Provide new programs for seniors	149	19.9 %
Other	20	2.7 %
<u>None chosen</u>	<u>143</u>	<u>19.1 %</u>
Total	1826	

Q25. How would you spend \$100 on Parks and Recreation improvements in Paducah?

	<u>Mean</u>
Build new parks (including acquiring land)	\$7.27
Build new walking & biking trails	\$10.09
Upgrade existing parks (e.g. playgrounds, game courts, picnic areas)	\$10.69
Build new athletic fields (e.g. softball, soccer, baseball, football)	\$10.52
Restore natural areas (e.g. no-mow zones, native plantings, wildflower areas)	\$9.04
Develop a recreation center	\$9.26
Upgrade Noble Park Pool	\$6.73
Develop an indoor pool	\$11.83
Expand program offerings	\$7.31
Other	\$17.25

City of Paducah Parks and Recreation Needs Assessment Survey Findings Report

Q25. Other

<u>Q25. Other</u>	<u>Number</u>	<u>Percent</u>
A FAMILY TO ALL EVENTS IN THE PARK	1	2.6 %
ARTS/MUSIC FESTIVALS HAD SPECIAL PLACE FOR SENIORS/DISABLED	1	2.6 %
BUILD A BOWLING ALLEY WEST OF THE MALL	1	2.6 %
Bike paths on city streets surrounding and connecting existing greenway	1	2.6 %
Build new boat ramps	1	2.6 %
Clean up Noble Park Pond	1	2.6 %
Cleaning areas	1	2.6 %
DEVELOP HORSE BACK RIDING TRAILS	1	2.6 %
DEVELOP INDOOR POOL FOR DISABLED/SENIORS	1	2.6 %
DOG PARK	1	2.6 %
EXPAND SENIOR ACTIVITIES	1	2.6 %
Expand parking at basketball courts and lighting	1	2.6 %
Fishing	1	2.6 %
Handicap access	1	2.6 %
ICE SKATING RINK	1	2.6 %
Ice skating, storm water control, fix sidewalks	1	2.6 %
Indoor walking trail	1	2.6 %
JOBS	1	2.6 %
MORE BATHROOMS AT PARKS	1	2.6 %
MOVIES IN THE PARK	1	2.6 %
Maintain existing facilities	1	2.6 %
Miniature golf course	1	2.6 %
NATURE CENTER FOR LEARNING	1	2.6 %
NEW AND BETTER BATHROOMS NEAR CHILDRENS PLAYGROUND AREAS	1	2.6 %
Neca's Tween & Teen Arcade	1	2.6 %
New fishing areas	1	2.6 %
OUTDOOR/INDOOR WATER POOL	1	2.6 %
Paved bike paths and marked lanes in current streets	1	2.6 %
Pickleball courts	1	2.6 %
Please invest in making Paducah a pedestrian-friendly city	1	2.6 %
RESTOCK POND WITH FISH MORE OFTEN	1	2.6 %
Resurface existing basketball courts	1	2.6 %
Riverfront concert series	1	2.6 %
SECURITY	1	2.6 %
SECURITY FOR PARKS	1	2.6 %
SPORTS COMPLEX	1	2.6 %
Spray park maintenance	1	2.6 %
WOOD CHIP RUNNING TRAILS	1	2.6 %
<u>Work on development on more businesses in Paducah</u>	<u>1</u>	<u>2.6 %</u>
Total	39	100.0 %

Q26. Counting yourself, how many people in your home are...

	Mean	Sum
number	2.70	1991
Under 5 years	0.20	146
5-9 years	0.18	132
10-14 years	0.14	100
15-19 years	0.17	129
20-24 years	0.14	101
25-34 years	0.38	279
35-44 years	0.36	266
45-54 years	0.38	280
55-64 years	0.36	266
65-74 years	0.27	198
75+ years	0.13	94

Q27. Your gender:

Q27. Your gender	Number	Percent
Male	370	49.4 %
Female	375	50.1 %
Not provided	4	0.5 %
Total	749	100.0 %

WITHOUT "NOT PROVIDED"

Q27. Your gender: (without "not provided")

Q27. Your gender	Number	Percent
Male	370	49.7 %
Female	375	50.3 %
Total	745	100.0 %

Q28. What is your age?

<u>Q28.Your age</u>	<u>Number</u>	<u>Percent</u>
18-34	143	19.1 %
35-44	143	19.1 %
45-54	147	19.6 %
55-64	140	18.7 %
65+	133	17.8 %
<u>Not provided</u>	<u>43</u>	<u>5.7 %</u>
Total	749	100.0 %


WITHOUT "NOT PROVIDED"

Q28. What is your age? (without "not provided")

<u>Q28.Your age</u>	<u>Number</u>	<u>Percent</u>
18-34	143	20.3 %
35-44	143	20.3 %
45-54	147	20.8 %
55-64	140	19.8 %
65+	133	18.8 %
Total	706	100.0 %

Section 5

Survey Instrument



CITY OF PADUCAH

300 South 5th Street
P. O. Box 2267
Paducah, KY 42002-2267
Phone: (270) 444-8530
Fax: (270) 443-5058

James W. Arndt
City Manager
ICMA - CM

Michelle Smolen
Assistant City Manager
ICMA

***A Few Minutes of Your Time Will Help Make Paducah a
Better Place to Live, Work and Play!***

Dear Paducah Resident:

This year the City is undertaking a comprehensive study of its **parks, recreation, trails, programs, events, and open space** ... a parks and recreation master plan. We will be looking at our current parks, facilities and programs and planning for future needs.

The enclosed survey is an important part of this process. **Your household was one of a limited number selected at random to receive it...it will only take about 10 minutes to complete. Your responses will remain confidential.**

We need to hear from you to make good decisions about community needs. Please complete and return your survey within the **next two weeks**.

We have selected ETC Institute, an independent consulting company, to compile the confidential data received, and present the results to the Parks and Recreation Master Plan Steering Committee. Return your completed survey in the enclosed postage-paid envelope addressed to ETC Institute, 725 W. Frontier Circle, Olathe, KS 66061.

If you would like to take the survey over the web, the address is www.PaducahParksSurvey.org.

For more information, contact the Parks and Recreation office at 270.444.8508. Thanks to you in advance for helping make the best possible Paducah.

Sincerely,

Jim Arndt
City Manager



The City of Paducah needs your help to determine plans for parks, recreation, trails, programs, and events. The survey results are for use in the Parks and Recreation Master Plan. The survey will take about 10 minutes to finish. Please return it in the enclosed postage-paid, return-reply envelope. Thank you for your time.

1. Have you or any member of your household visited any parks or recreation facilities offered by the City of Paducah in the past year? [See Question 2 for a list of City parks.]

___(1) Yes ___(2) No [Skip to Q4.]

1a. If "Yes," how often did you or any member of your household visit parks/facilities during the PAST YEAR?

___(1) 1 to 5 visits ___(3) 11 to 19 visits ___(9) Don't know
 ___(2) 6 to 10 visits ___(4) 20 or more visits

1b. If "Yes," how would you rate the condition of the parks/facilities you've visited?

___(4) Excellent ___(3) Good ___(2) Fair ___(1) Poor

2. Please CHECK ALL of the following parks in Paducah that you or any member of your household have visited in the PAST YEAR.

City Parks

- | | | |
|--|--|--|
| ___ (01) Albert Jones Park (Henry Clay) | ___ (11) Lang Park (Circle Park) | ___ (22) Robert Coleman Park (Blackburn/Sprayground) |
| ___ (02) Bob Noble Park | ___ (12) Langstaff Park (Betsy Ross) | ___ (23) Schultz Park (Transient Boat Dock) |
| ___ (03) Brockenborough Rotary Health Park | ___ (13) Midtown Golf Course | ___ (24) Stuart Nelson Park |
| ___ (04) Brooks Stadium & Park | ___ (14) Oak Grove Cemetery | ___ (25) Voor Park |
| ___ (05) Caldwell Park | ___ (15) Ohio River Boat Launch | |
| ___ (06) Dolly McNutt Plaza | ___ (16) Paducah Parks & Rec. Office | McCracken County Parks |
| ___ (07) Greenway Trail | ___ (17) Paducah Recreation Center (REC) | ___ (26) Carson Park |
| ___ (08) Independence Park | ___ (18) Paxton Golf Course | ___ (27) McCracken County Soccer Fields |
| ___ (09) Keiler Park | ___ (19) Perkins Creek Nature Preserve | ___ (28) Pump Track & Mountain Bike Trail |
| ___ (10) Kolb Park | ___ (20) Riverfront Plaza | ___ (29) Reidland Community Center |
| | ___ (21) Robert Cherry Civic Center | ___ (30) Lone Oak Park |

3. Which THREE of the parks/facilities listed in Question 2 did you or any member of your household VISIT MOST? [Write-in your answers below using the numbers from the list in Question 2, or circle "NONE."]

1st: ___ 2nd: ___ 3rd: ___ NONE

4. Have you or any member of your household used any of the recreation programs offered by the City of Paducah in the PAST YEAR?

___(1) Yes ___(2) No [Skip to Q5.]

4a. If "Yes," how would you rate the quality of these programs?

___(4) Excellent ___(3) Good ___(2) Fair ___(1) Poor

5. Please CHECK ALL of the following organizations that you or any member of your household use for parks and recreation activities.

- | | |
|--|---|
| ___ (01) Paducah Parks & Recreation Department | ___ (09) Private clubs (tennis, health/fitness) |
| ___ (02) Paducah or McCracken County Schools | ___ (10) Country clubs/golf courses |
| ___ (03) McCracken County Parks | ___ (11) Oscar Cross Boys & Girls Club |
| ___ (04) Kentucky State Parks | ___ (12) Salvation Army |
| ___ (05) Homeowners Association (HOA) Facilities | ___ (13) Boy or Girls Scouts |
| ___ (06) Private schools | ___ (14) Neighboring cities (list): _____ |
| ___ (07) Private youth sports leagues | ___ (15) Other: _____ |
| ___ (08) Churches | ___ (99) None - do not use any organizations |

6. From the list in Question 5, which TWO organizations do you and members of your household use the MOST? [Write-in the numbers from the list in Question 5 for the TWO organizations you use most or circle NONE.]

Most Used: ___ 2nd Most Used: ___ NONE

7. Please CHECK ALL recreation facilities you or a member of your household used in the PAST YEAR at parks in Paducah.

- | | | |
|------------------------|------------------------------|------------------------------------|
| ___ (01) Swimming pool | ___ (07) Transient Boat Dock | ___ (13) Greenway Trail |
| ___ (02) Sprayground | ___ (08) Boat launch ramp | ___ (14) Outdoor basketball courts |
| ___ (03) Golf course | ___ (09) Amphitheater | ___ (15) Tennis courts |
| ___ (04) Disc golf | ___ (10) Community gardens | ___ (16) Picnic shelters |
| ___ (05) FootGolf | ___ (11) Playgrounds | ___ (17) Sports fields |
| ___ (06) Dog park | ___ (12) Skate park | ___ (18) Outdoor fitness equipment |

8. Please indicate if you or any member of your household have a need for each of the facilities listed below by circling either "Yes" or "No" next to each item.

If "Yes," please rate that facility using a scale of 5 to 1, where 5 means your needs are "100% Met" and 1 means "0% Met."

Type of Facility	Do you have a need for this facility?		If "Yes", how well are your needs being met?				
	Yes	No	100% Met	75% Met	50% Met	25% Met	0% Met
01. Small neighborhood parks	Yes	No	5	4	3	2	1
02. Large community parks	Yes	No	5	4	3	2	1
03. Natural areas/nature parks	Yes	No	5	4	3	2	1
04. Baseball and softball diamonds	Yes	No	5	4	3	2	1
05. Soccer fields	Yes	No	5	4	3	2	1
06. Football fields	Yes	No	5	4	3	2	1
07. Lacrosse fields	Yes	No	5	4	3	2	1
08. Playgrounds	Yes	No	5	4	3	2	1
09. Sand volleyball courts	Yes	No	5	4	3	2	1
10. Picnic shelters/picnic areas	Yes	No	5	4	3	2	1
11. Walking and hiking trails	Yes	No	5	4	3	2	1
12. Paved bike trails	Yes	No	5	4	3	2	1
13. Mountain bike trails	Yes	No	5	4	3	2	1
14. Outdoor basketball courts	Yes	No	5	4	3	2	1
15. Tennis courts	Yes	No	5	4	3	2	1
16. Pickleball courts	Yes	No	5	4	3	2	1
17. Bocce, shuffleboard or similar	Yes	No	5	4	3	2	1
18. Outdoor swimming pools/aquatic centers	Yes	No	5	4	3	2	1
19. Spraygrounds/splash pads	Yes	No	5	4	3	2	1
20. Community/recreation centers	Yes	No	5	4	3	2	1
21. Senior center	Yes	No	5	4	3	2	1
22. Indoor gymnasium space/game courts	Yes	No	5	4	3	2	1
23. Indoor swimming pools	Yes	No	5	4	3	2	1
24. Outdoor stage or amphitheater	Yes	No	5	4	3	2	1
25. Off-leash dog parks	Yes	No	5	4	3	2	1
26. Community gardens	Yes	No	5	4	3	2	1
27. Disc golf courses	Yes	No	5	4	3	2	1
28. Outdoor fitness equipment/par course	Yes	No	5	4	3	2	1
29. Skateboarding area	Yes	No	5	4	3	2	1
30. Pump track/BMX course	Yes	No	5	4	3	2	1
31. Other: _____	Yes	No	5	4	3	2	1

9. Which FOUR of the facilities from the list in Question 8 are MOST IMPORTANT to your household? [Write-in your answers below using the numbers from the list in Question 8, or circle "NONE."]

1st: ___ 2nd: ___ 3rd: ___ 4th: ___ NONE

10. Please CHECK ALL of the following upgrades you would like to see at existing parks in Paducah.

- | | | |
|---|--|---|
| <input type="checkbox"/> (01) Playground equipment | <input type="checkbox"/> (08) Sidewalks | <input type="checkbox"/> (15) Handicap accessibility |
| <input type="checkbox"/> (02) Picnic shelters | <input type="checkbox"/> (09) Walking/hiking trails | <input type="checkbox"/> (16) Security cameras & lighting |
| <input type="checkbox"/> (03) Outdoor basketball courts | <input type="checkbox"/> (10) Bike trails | <input type="checkbox"/> (17) Wi-Fi |
| <input type="checkbox"/> (04) Drinking fountains | <input type="checkbox"/> (11) Trail lighting | <input type="checkbox"/> (18) Trees and landscaping |
| <input type="checkbox"/> (05) New/improved restrooms | <input type="checkbox"/> (12) Artificial turf fields | <input type="checkbox"/> (19) Natural areas |
| <input type="checkbox"/> (06) Shade structures | <input type="checkbox"/> (13) Pickleball courts | <input type="checkbox"/> (20) Outdoor fitness equipment |
| <input type="checkbox"/> (07) Improved parking | <input type="checkbox"/> (14) Sports fields lighting | <input type="checkbox"/> (21) Other: _____ |

11. Please indicate if you or any member of your household have a need for each of the recreation programs listed below by circling either "Yes" or "No" next to each item.

If "Yes," please rate that program using a scale of 5 to 1, where 5 means your needs are "100% Met" and 1 means "0% Met."

Type of Program	Do you have a need for this program?		If "Yes", how well are your needs being met?				
	Yes	No	100% Met	75% Met	50% Met	25% Met	0% Met
01. Youth learn to swim programs	Yes	No	5	4	3	2	1
02. Preschool programs	Yes	No	5	4	3	2	1
03. Before and after school programs	Yes	No	5	4	3	2	1
04. Youth summer camp programs	Yes	No	5	4	3	2	1
05. Youth sports programs	Yes	No	5	4	3	2	1
06. Youth fitness and wellness programs	Yes	No	5	4	3	2	1
07. Martial arts programs	Yes	No	5	4	3	2	1
08. Adult fitness and wellness programs	Yes	No	5	4	3	2	1
09. Water fitness programs	Yes	No	5	4	3	2	1
10. Swim teams	Yes	No	5	4	3	2	1
11. Diving	Yes	No	5	4	3	2	1
12. Water polo	Yes	No	5	4	3	2	1
13. Youth art, dance, performing arts	Yes	No	5	4	3	2	1
14. Adult art, dance, performing arts	Yes	No	5	4	3	2	1
15. Adult sports programs	Yes	No	5	4	3	2	1
16. Programs for persons ages 50+	Yes	No	5	4	3	2	1
17. Special needs programs	Yes	No	5	4	3	2	1
18. Pet exercise programs	Yes	No	5	4	3	2	1
19. Teen programs	Yes	No	5	4	3	2	1
20. Nature programs	Yes	No	5	4	3	2	1
21. Riverfront Concert Series	Yes	No	5	4	3	2	1
22. Christmas Parade	Yes	No	5	4	3	2	1
23. Christmas in the Park	Yes	No	5	4	3	2	1
24. Farmer's Market	Yes	No	5	4	3	2	1
25. July 4th Celebration	Yes	No	5	4	3	2	1
26. Egg Dash	Yes	No	5	4	3	2	1
27. Other: _____	Yes	No	5	4	3	2	1

12. Which FOUR of the programs from the list in Question 11 are MOST IMPORTANT to your household?

[Write-in your answers below using the numbers from the list in Question 11, or circle "NONE."]

1st: _____ 2nd: _____ 3rd: _____ 4th: _____ NONE

13. Which FOUR of the programs listed in Question 11 do you currently participate in MOST OFTEN?

[Write-in your answers below using the numbers from the list in Question 11, or circle "NONE."]

1st: _____ 2nd: _____ 3rd: _____ 4th: _____ NONE

14. For several years, residents have voiced their need for an indoor recreation center. Do you agree with this need for an indoor recreation center?

___ (1) Yes ___ (2) No [Skip to Q17]

15. If you answered "Yes" to question 14 above and if the City of Paducah were to develop (or partner to develop) a new recreation center, which of the following facilities would you use? [Check all that apply]

- | | |
|--|--------------------------------------|
| ___ (01) Walking track | ___ (08) Kitchen |
| ___ (02) Game courts (basketball/volleyball) | ___ (09) Game room |
| ___ (03) Aerobics/dance room | ___ (10) Lap pool |
| ___ (04) Cardio room with fitness equipment | ___ (11) Family activity pool |
| ___ (05) Free weights | ___ (12) Warm water therapeutic pool |
| ___ (06) Multipurpose meeting room | ___ (13) Other: _____ |
| ___ (07) Banquet room | |

16. Which three of the facilities listed in Question 15 would you use the most often? [Write-in your answers below using the numbers from the list in Question 15, or circle "NONE."]

1st: ___ 2nd: ___ 3rd: ___ NONE

17. For several years, residents have voiced their need for a new sports field complex and upgraded sports fields. Do you agree with this need?

___ (1) Yes ___ (2) No [Skip to Q20]

18. If you answered "Yes" to question 17 above and if the City of Paducah were to develop (or partner to develop) a new sports complex, which of the following facilities would you or members of your household use? [Check all that apply]

- | | | |
|------------------|--------------------|----------------------|
| ___ (1) Softball | ___ (4) Lacrosse | ___ (7) Field Hockey |
| ___ (2) Baseball | ___ (5) Tennis | ___ (8) Rugby |
| ___ (3) Soccer | ___ (6) Pickleball | ___ (9) Other: _____ |

19. Which three of the facilities listed in Question 18 would you use the most often? [Write-in your answers below using the numbers from the list in Question 18, or circle "NONE."]

1st: ___ 2nd: ___ 3rd: ___ NONE

20. Please CHECK ALL of the following items that keep you or any member of your household from using the parks, recreation facilities, trails, and programs of Paducah more often.

- | | |
|---|---|
| ___ (01) Use other agencies' facilities | ___ (12) Facility or program not offered |
| ___ (02) Do not know what is offered | ___ (13) Security or safety concerns |
| ___ (03) Too far from our home | ___ (14) Do not know location of facilities |
| ___ (04) No transportation | ___ (15) Lack of quality programs |
| ___ (05) Class full | ___ (16) Design not ADA accessible |
| ___ (06) Fees are too high | ___ (17) Do not have time |
| ___ (07) Program times are not convenient | ___ (18) Lack of child care |
| ___ (08) Personal disability | ___ (19) Not interested |
| ___ (09) Availability of parking | ___ (20) Other: _____ |
| ___ (10) Poor customer service by staff | ___ (99) None |
| ___ (11) Poor condition of facilities | |

21. Please CHECK ALL of the ways you learn about City of Paducah parks and recreation programs or activities.

- | | |
|--|--|
| ___ (01) Newspaper | ___ (07) Youth sports organization |
| ___ (02) Parks and Recreation flyer | ___ (08) Visited or called a City office |
| ___ (03) Parks and Recreation Program Guide | ___ (09) School communications |
| ___ (04) Word of mouth | ___ (10) Email Notifications |
| ___ (05) City of Paducah website | ___ (11) Radio/television |
| ___ (06) Social networking (Facebook/Twitter/ Instagram) | ___ (99) Other: _____ |

22. Please CHECK all of the City sponsored special events in which you or members of your household have participated in the past year.

- (1) Riverfront Concert Series (4) Farmer's Market (7) Other: _____
 (2) Christmas Parade (5) July 4th Celebration
 (3) Christmas in the Park (6) Egg Dash

23. Please indicate how supportive you would be of each of the following actions that Paducah could take to improve Parks and Recreation.

	Very Supportive	Somewhat Supportive	Not Supportive	Not Sure
01. Acquisition of land for open space/green space/future park land	4	3	2	1
02. Purchase land to develop more athletic fields and recreation facilities	4	3	2	1
03. Provide natural areas for wildlife habitat and nature education	4	3	2	1
04. Upgrade existing parks and facilities	4	3	2	1
05. Upgrade existing youth athletic fields, including new lighting	4	3	2	1
06. Development of new outdoor parks and recreation facilities	4	3	2	1
07. Develop new recreation trails and connecting existing trails	4	3	2	1
08. Develop a recreation center	4	3	2	1
09. Develop an indoor pool	4	3	2	1
10. Provide more programs for youth and teens	4	3	2	1
11. Provide new programs for adults	4	3	2	1
12. Provide new programs for seniors	4	3	2	1
13. Other: _____	4	3	2	1

24. Which THREE of the actions listed in Question 23 do you think are MOST IMPORTANT? [Write-in your answers below using the numbers from the list in Question 23, or circle "NONE."]

1st: _____ 2nd: _____ 3rd: _____ NONE

25. How would you spend \$100 on Parks and Recreation improvements in Paducah? [Please be sure your total adds up to \$100. Use increments of \$10.]

- \$ _____ Build new parks (including acquiring land)
 \$ _____ Build new walking and biking trails
 \$ _____ Upgrade existing parks (i.e., playgrounds, game courts, picnic areas, etc.)
 \$ _____ Build new athletic fields (i.e., softball, soccer, baseball, football, etc.)
 \$ _____ Restore natural areas (no-mow zones, native plantings, wildflower areas, etc.)
 \$ _____ Develop a recreation center
 \$ _____ Upgrade Noble Park Pool
 \$ _____ Develop an indoor pool
 \$ _____ Expand program offerings
 \$ _____ Other: _____

\$100 TOTAL

26. Counting yourself, how many people in your home are...

Under 5 years: _____ 15 - 19 years: _____ 35 - 44 years: _____ 65 - 74 years: _____
 5 - 9 years: _____ 20 - 24 years: _____ 45 - 54 years: _____ 75+ years: _____
 10 - 14 years: _____ 25 - 34 years: _____ 55 - 64 years: _____

27. Your gender: _____ (1) Male _____ (2) Female

28. What is your age? _____ years

This concludes the survey – Thank you for your time!
Please return your completed survey in the enclosed return-reply envelope addressed to:
ETC Institute, 725 W. Frontier Circle, Olathe, KS 66061

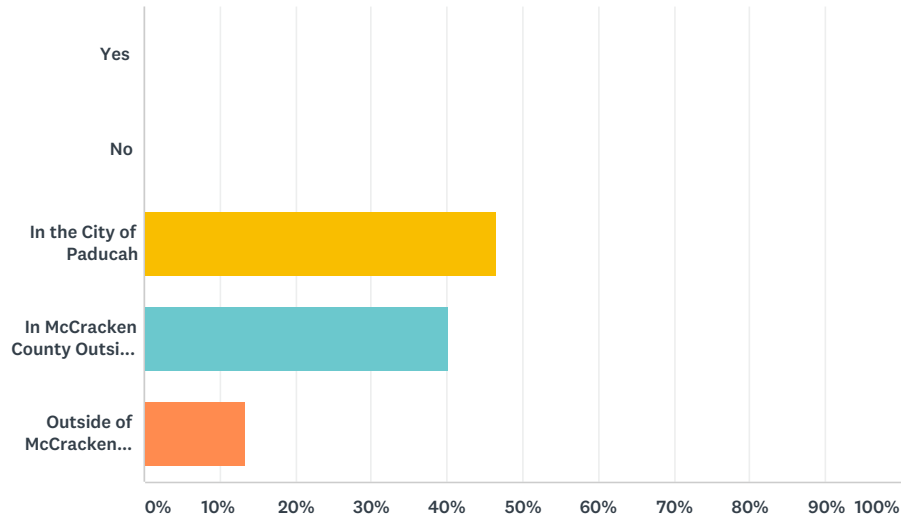
Your responses will remain completely confidential. The information printed to the right will ONLY be used to help identify which areas of the City are having difficulties with City services. If your address is not correct, please provide the correct information. Thank you!

APPENDIX G - WEB/HANDOUT SURVEY REPORT

Paducah Parks & Recreation Master Plan Survey

Q1 Where do you live?

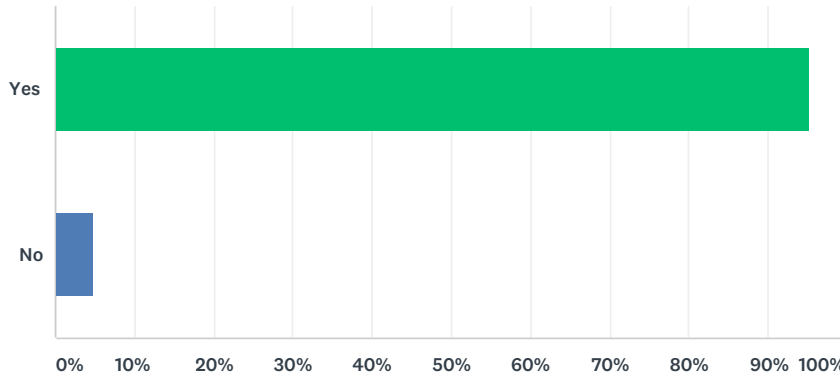
Answered: 1,461 Skipped: 0



ANSWER CHOICES	RESPONSES	
Yes	0.00%	0
No	0.00%	0
In the City of Paducah	46.48%	679
In McCracken County Outside Paducah	40.11%	586
Outside of McCracken County	13.42%	196
TOTAL		1,461

Q2 Have you (or those who live with you) visited any parks or recreation facilities offered by the City of Paducah in the past year?

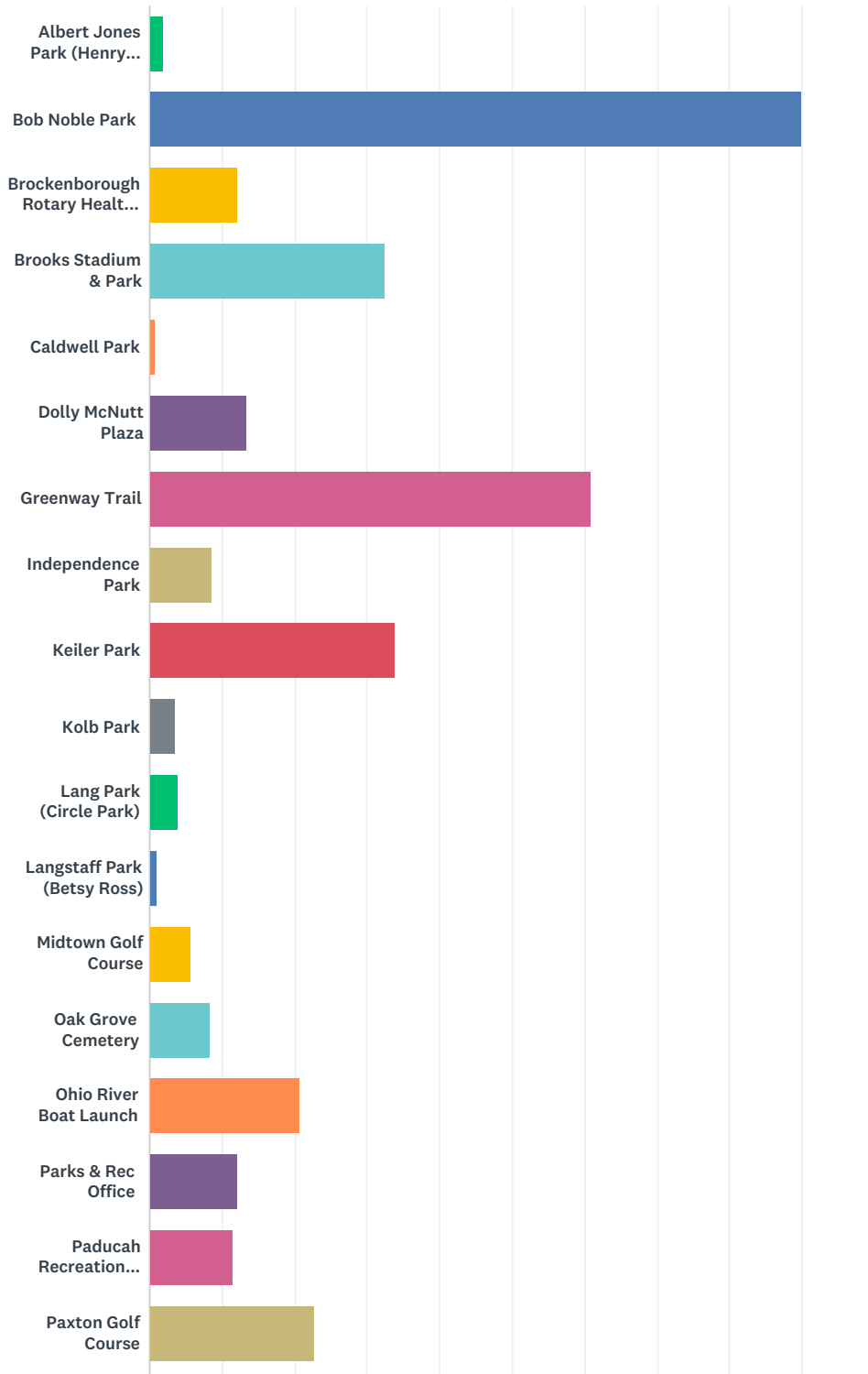
Answered: 1,461 Skipped: 0



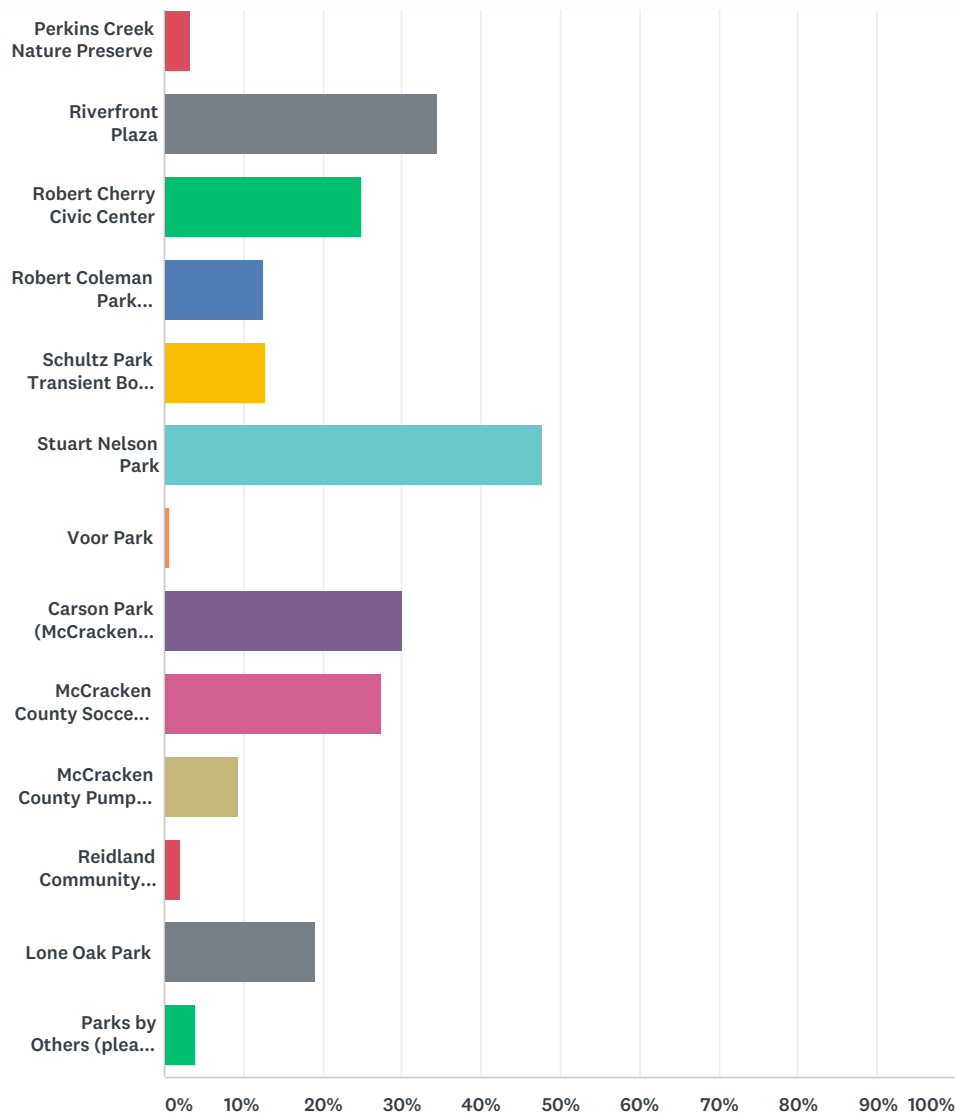
ANSWER CHOICES	RESPONSES	
Yes	95.21%	1,391
No	4.79%	70
TOTAL		1,461

Q3 Which of the following parks and recreation facilities have you or people that live with you visited in the past year?

Answered: 1,399 Skipped: 62



Paducah Parks & Recreation Master Plan Survey



ANSWER CHOICES	RESPONSES	
Albert Jones Park (Henry Clay)	1.93%	27
Bob Noble Park	89.92%	1,258
Brockenborough Rotary Health Park	12.08%	169
Brooks Stadium & Park	32.38%	453
Caldwell Park	0.93%	13
Dolly McNutt Plaza	13.44%	188
Greenway Trail	60.90%	852
Independence Park	8.65%	121
Keiler Park	33.95%	475
Kolb Park	3.57%	50

Paducah Parks & Recreation Master Plan Survey

Lang Park (Circle Park)	3.93%	55
Langstaff Park (Betsy Ross)	1.07%	15
Midtown Golf Course	5.58%	78
Oak Grove Cemetery	8.29%	116
Ohio River Boat Launch	20.66%	289
Parks & Rec Office	12.08%	169
Paducah Recreation Center (REC)	11.58%	162
Paxton Golf Course	22.73%	318
Perkins Creek Nature Preserve	3.36%	47
Riverfront Plaza	34.45%	482
Robert Cherry Civic Center	24.80%	347
Robert Coleman Park (Blackburn/Sprayground)	12.51%	175
Schultz Park Transient Boat Dock)	12.79%	179
Stuart Nelson Park	47.61%	666
Voor Park	0.64%	9
Carson Park (McCracken County)	30.02%	420
McCracken County Soccer Fields (McCracken County)	27.45%	384
McCracken County Pump Track & Mountain Bike Trail	9.51%	133
Reidland Community Center	2.07%	29
Lone Oak Park	19.01%	266
Parks by Others (please specify)	4.00%	56
Total Respondents: 1,399		

#	PARKS BY OTHERS (PLEASE SPECIFY)	DATE
1	Mike Miller Park, Ft. Massac	4/15/2019 1:32 PM
2	Mike Miller Park	4/13/2019 10:01 AM
3	Mike Miller Park	4/12/2019 8:12 PM
4	Parks in other cities like Bowling Green parks are excellent. Paducah behind in every category	4/12/2019 3:30 PM
5	Mike Miller, Paris TN, Camden TN, Michael Buchanan in Bowling agreeen	4/12/2019 10:20 AM
6	Lone oak ball park	4/12/2019 8:17 AM
7	Evansville, Hopkinsville, Owensboro, Martin TN, Clarksville, Henderson, Louisville	4/12/2019 12:00 AM
8	Only request is a place to play pickle ball	4/11/2019 5:40 AM
9	Paducah Public School playgrounds	4/1/2019 4:19 PM
10	Cherry park	3/30/2019 1:12 PM
11	John A. Williams Park	3/20/2019 9:38 AM
12	Schultz Park	3/12/2019 7:34 PM
13	Lanelle Park - Clyde Boyle property	2/27/2019 9:21 AM

Paducah Parks & Recreation Master Plan Survey

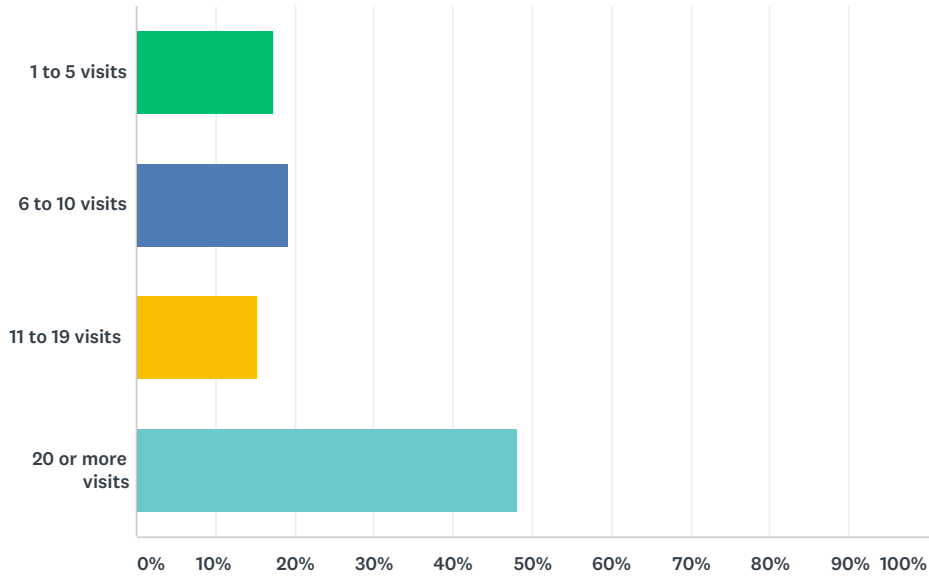
14	Lbl	2/25/2019 12:06 AM
15	Lone Oak Baseball Fields	2/19/2019 1:01 PM
16	dog park	2/19/2019 12:15 PM
17	Dog Park	2/12/2019 1:58 PM
18	Lone Oak Baseball Fields	2/5/2019 10:18 PM
19	LBL, Cherokee Park, Seneca Park,	2/4/2019 9:05 PM
20	Dog park	2/4/2019 11:31 AM
21	Fort Massac, Tunnel Hill	2/2/2019 8:15 PM
22	Na	2/2/2019 12:52 PM
23	none	2/2/2019 7:28 AM
24	Heath and Reidland	2/1/2019 10:15 PM
25	Dog park almost daily!	2/1/2019 7:45 PM
26	Wide variance between the locations I've indicated, Noble Park fairly well maintained but has room for a lot of improvement. Great opportunity with Rotary Health park, totally missed opportunity with Midtown golf park. Need better than below basic facilities.	2/1/2019 4:24 PM
27	Dog park	2/1/2019 2:28 PM
28	PARK ACROSS FROM COMMUNITY KITCHEN	2/1/2019 9:32 AM
29	Bike trail	2/1/2019 9:03 AM
30	Park on 13th, unsure of name	2/1/2019 3:57 AM
31	Baseball fields at noble park	1/31/2019 11:44 PM
32	Rotary Club new park	1/31/2019 8:06 PM
33	Pocket park on S 5th and broadway 🏡🏡	1/31/2019 7:21 PM
34	I wasn't sure if the pool is part of the noble park but we buy passes and intend to continue to do so.	1/31/2019 1:53 PM
35	the park on north 13th	1/31/2019 12:47 PM
36	The Plex	1/31/2019 12:16 PM
37	Dog park	1/31/2019 7:50 AM
38	Technology Park	1/30/2019 11:47 PM
39	George Riley Park(Forest Hills)	1/30/2019 11:07 PM
40	Tennis Courts at Noble Park	1/30/2019 9:49 PM
41	carson park	1/28/2019 10:11 AM
42	Plex	1/27/2019 5:11 PM
43	Disc Golf Park at Stuart Nelson	1/27/2019 7:23 AM
44	Gym at Church on MLK Drive on 16th st.	1/25/2019 7:32 PM
45	McCracken Air field	1/25/2019 5:45 PM
46	the dog park 3 times a month	1/24/2019 9:02 PM
47	Stuart Nelson Disc Golf course	1/24/2019 11:53 AM
48	City Manager Park	1/23/2019 4:11 PM
49	dog park	1/23/2019 3:36 PM
50	dog park	1/23/2019 12:19 AM
51	none	1/22/2019 11:58 PM
52	Lions club playground in lone oak	1/22/2019 10:44 PM

Paducah Parks & Recreation Master Plan Survey

53	Shepherd field	1/22/2019 9:29 PM
54	track near hendron lone oak elementary school	1/22/2019 5:34 PM
55	Dog Park	1/22/2019 4:53 PM
56	Fountain Health Park	1/22/2019 12:58 PM

Q4 Please indicate how often you or people that live with you visited parks within the past year.

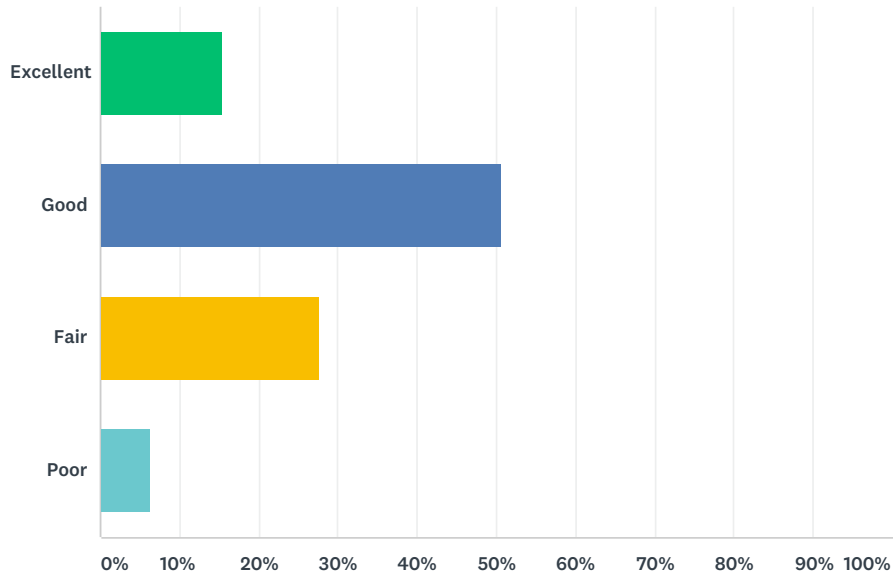
Answered: 1,398 Skipped: 63



ANSWER CHOICES	RESPONSES	
1 to 5 visits	17.31%	242
6 to 10 visits	19.24%	269
11 to 19 visits	15.24%	213
20 or more visits	48.21%	674
TOTAL		1,398

Q5 How would you rate the quality of these parks and facilities?

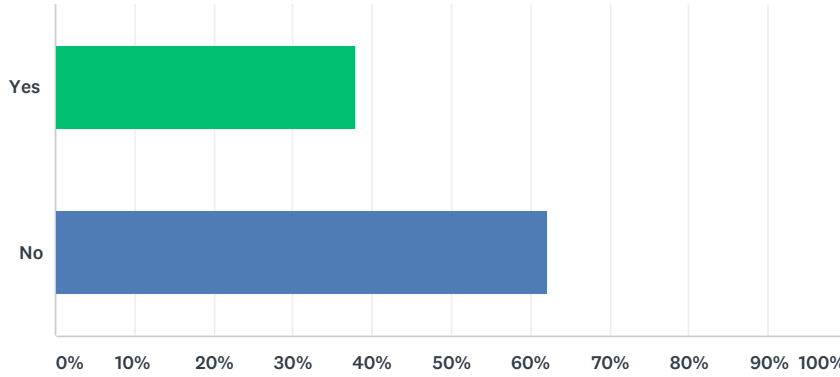
Answered: 1,402 Skipped: 59



ANSWER CHOICES	RESPONSES	
Excellent	15.55%	218
Good	50.64%	710
Fair	27.60%	387
Poor	6.21%	87
TOTAL		1,402

Q6 Have you (or those who live with you) participated in recreation programs offered by the City of Paducah in the past year?

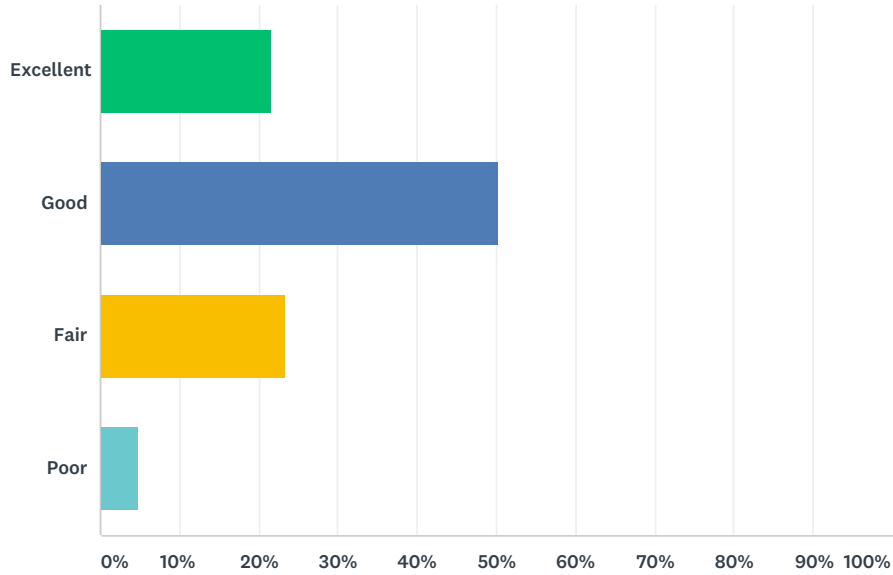
Answered: 1,403 Skipped: 58



ANSWER CHOICES	RESPONSES	
Yes	37.92%	532
No	62.08%	871
TOTAL		1,403

Q7 How would you rate the quality of the programs?

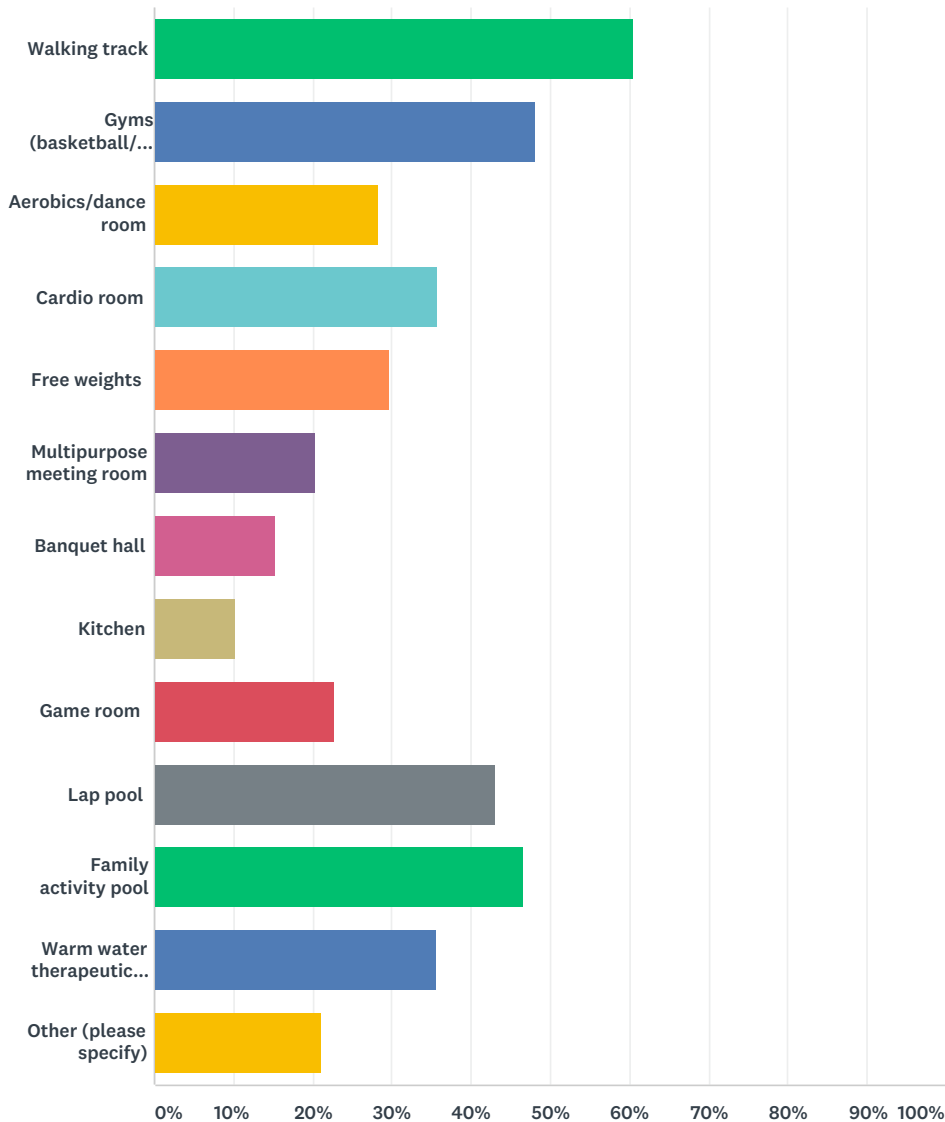
Answered: 531 Skipped: 930



ANSWER CHOICES	RESPONSES	
Excellent	21.47%	114
Good	50.28%	267
Fair	23.35%	124
Poor	4.90%	26
TOTAL		531

Q8 For several years, residents have voiced their need for an indoor recreation center. If the City of Paducah were to develop (or partner to develop) a new recreation center, which facilities would you use?

Answered: 1,218 Skipped: 243



ANSWER CHOICES	RESPONSES
Walking track	60.51% 737
Gyms (basketball/volleyball courts)	48.03% 585
Aerobics/dance room	28.33% 345
Cardio room	35.71% 435

Paducah Parks & Recreation Master Plan Survey

Free weights	29.80%	363
Multipurpose meeting room	20.20%	246
Banquet hall	15.19%	185
Kitchen	10.34%	126
Game room	22.91%	279
Lap pool	43.02%	524
Family activity pool	46.63%	568
Warm water therapeutic pool	35.63%	434
Other (please specify)	21.10%	257
Total Respondents: 1,218		

#	OTHER (PLEASE SPECIFY)	DATE
1	50 meter long-course pool	4/24/2019 11:08 AM
2	Amusement park and theater in the park. ⁶	4/19/2019 6:16 PM
3	Diving board, martial arts	4/13/2019 11:12 AM
4	Pickleball courts	4/13/2019 10:13 AM
5	Table Tennis Facilities	4/13/2019 7:56 AM
6	Need softball/baseball fields to host tournaments. It will bring the most money out of any other sports	4/12/2019 11:14 PM
7	Baseball/Softball fields	4/12/2019 8:33 PM
8	Big swimming pool	4/12/2019 1:51 PM
9	Soccer and Table - Tennis (we definitely need one)	4/12/2019 9:16 AM
10	Baseball field for large tournament play	4/12/2019 8:56 AM
11	Ice skating	4/12/2019 8:39 AM
12	SOCCER IN THE CITY!	4/12/2019 8:28 AM
13	Full size football/soccer field	4/12/2019 8:27 AM
14	Baseball fields	4/12/2019 7:58 AM
15	Softball and baseball fields batting cages lo	4/12/2019 7:36 AM
16	Baseball and softball fields	4/12/2019 7:09 AM
17	Indoor Turf Fields	4/12/2019 3:32 AM
18	Indoor playground and tennis courts	3/31/2019 12:16 PM
19	Writing area/quiet area/study facility	3/29/2019 10:53 PM
20	I'm not sure	3/29/2019 8:39 PM
21	In door track	3/29/2019 2:53 PM
22	Racquet ball court	3/29/2019 12:35 PM
23	Table Tennis(The only public tables were at PCC, but the administration removed them. Played there from 1962, but can't now)	3/13/2019 8:29 AM
24	Rock climbing wall	3/12/2019 8:50 PM
25	Cycling track	3/12/2019 8:10 PM
26	yoga	3/12/2019 5:55 PM

Paducah Parks & Recreation Master Plan Survey

27	Exercise equipment suitable for seniors	2/28/2019 1:38 PM
28	Indoor play gym	2/27/2019 9:27 AM
29	martial arts or yoga area	2/20/2019 3:14 PM
30	None of the above	2/19/2019 3:23 PM
31	pickle ball court	2/19/2019 1:55 PM
32	Indoor Soccer	2/19/2019 1:06 PM
33	None	2/19/2019 12:24 PM
34	Yoga especially senior yoga	2/18/2019 12:00 PM
35	anything for seniors that doesn't include young children	2/14/2019 11:57 AM
36	I wouldn't visit an indoor facility	2/13/2019 5:15 PM
37	Soccer	2/13/2019 1:16 AM
38	Indoor Soccer Field	2/12/2019 5:30 PM
39	lap pool, lap pool, lap pool!	2/11/2019 5:27 PM
40	Ice skating	2/9/2019 12:01 AM
41	Pickleball	2/7/2019 11:10 PM
42	Yoga	2/7/2019 10:04 AM
43	baseball!	2/6/2019 1:25 PM
44	Baseball/softball hitting facility	2/6/2019 10:55 AM
45	baseball	2/6/2019 10:25 AM
46	Turf Baseball and Soccer Indoor Practice facilities	2/5/2019 10:27 PM
47	Not sure	2/5/2019 1:44 PM
48	Sauna	2/5/2019 11:32 AM
49	Pickleball court	2/5/2019 10:30 AM
50	Improvements to Paxton Park	2/4/2019 10:21 PM
51	Racquetball courts	2/4/2019 9:38 PM
52	Indoor Tennis Court Please!!	2/4/2019 4:05 PM
53	None	2/4/2019 2:57 PM
54	I am an avid golfer at Paxton Park Golf Course playing 100+ rounds a year and have been a member for 30 years. In the time I have spent there, to my knowledge the City of Paducah has offered little to zero financial help to maintain the golf course or the golf course equipment. We, as members, need the City's financial help to repair and replace some of the equipment in order to make the golf course Great again. If the City of Paducah doesn't have the money to help maintain an established recreational facility as Paxton Park, what makes me think the City will do for any of the other facilities. With that being said, I personally will not be visiting any of the other city owned recreational facilities until the City of Paducah proves to me that they will take care of the facilities that have been established for years.	2/4/2019 1:50 PM
55	golf	2/4/2019 12:59 PM
56	The Sports Plex is a great facility that is under used	2/4/2019 11:55 AM
57	Racquetball courts	2/4/2019 11:05 AM
58	none	2/4/2019 10:48 AM
59	indoor Soccer!	2/4/2019 9:18 AM
60	Baseball facility	2/3/2019 6:02 PM
61	Improve what we have	2/3/2019 4:20 PM
62	Soccer	2/3/2019 11:58 AM

Paducah Parks & Recreation Master Plan Survey

63	None	2/3/2019 8:06 AM
64	None of these. Don't need an indoor facility.	2/3/2019 2:01 AM
65	Anything baseball related	2/3/2019 1:19 AM
66	Spin room	2/3/2019 12:44 AM
67	Spin classes	2/2/2019 9:34 PM
68	rooms for yoga and exercise classes	2/2/2019 9:24 PM
69	Would like to see a facility that was big enough to use for roller deryb 125'x75'	2/2/2019 7:02 PM
70	Ice rink	2/2/2019 5:13 PM
71	Pickleball	2/2/2019 4:23 PM
72	rock climbing wall, indoor soccer field (turf, with walls)	2/2/2019 1:40 PM
73	Na	2/2/2019 12:54 PM
74	We have the Plex and the PAC	2/2/2019 11:28 AM
75	Lockers, Shower	2/2/2019 9:47 AM
76	This is a waste of taxpayer money. If the demand is there private business will build the facility.	2/2/2019 7:30 AM
77	.softball and baseball fields	2/2/2019 4:38 AM
78	yoga	2/1/2019 10:36 PM
79	Racquet ball pickle ball soccer ice rink	2/1/2019 10:01 PM
80	Racquetball	2/1/2019 9:48 PM
81	Soccer	2/1/2019 8:16 PM
82	Tennis Courts	2/1/2019 7:59 PM
83	None, it is not necessary.	2/1/2019 7:06 PM
84	Indoor tennis	2/1/2019 4:02 PM
85	none because they are available in our community	2/1/2019 2:58 PM
86	Soccer	2/1/2019 1:28 PM
87	None--We have too many school, church and existing indoor recreation centers. It would cost millions to service a few. The cost out ways any benefit.	2/1/2019 11:33 AM
88	ice skating rink	2/1/2019 11:12 AM
89	Baseball complex	2/1/2019 10:21 AM
90	Pickleball	2/1/2019 10:17 AM
91	indoor sport buildings - soccer, basketball, softball, batting, flag football	2/1/2019 9:44 AM
92	We are interested in expanding bike trails	2/1/2019 9:18 AM
93	Baseball	2/1/2019 8:26 AM
94	Rides for kids like the old Park.	2/1/2019 2:54 AM
95	Indoor softball. See example Cape Girardeau Sportsplex	2/1/2019 12:30 AM
96	We are constantly looking for programs or activities for our elementary school kids to do. Paducah is very disappointing for kids programs and activities.	2/1/2019 12:29 AM
97	ice rink	2/1/2019 12:25 AM
98	Indoor softball and baseball fields	2/1/2019 12:11 AM
99	Ice Skating	2/1/2019 12:02 AM
100	Indoor soccer fields	1/31/2019 11:36 PM
101	Soccer	1/31/2019 11:30 PM

Paducah Parks & Recreation Master Plan Survey

102	Soccer, SOCCER, sOcCeR	1/31/2019 11:27 PM
103	Baseball field	1/31/2019 11:17 PM
104	Baseball parking	1/31/2019 10:59 PM
105	More focus should be on outdoors first	1/31/2019 9:59 PM
106	Ice Rink	1/31/2019 9:49 PM
107	Baseball and softball fields	1/31/2019 9:39 PM
108	50 meter/25 yard pool	1/31/2019 9:07 PM
109	Study Hall/Café Coffee Shop inspired AND a Spinning Class Room	1/31/2019 9:05 PM
110	None	1/31/2019 9:04 PM
111	Indoor Soccer field	1/31/2019 8:33 PM
112	Outdoor pickleball court	1/31/2019 8:31 PM
113	Indoor soccer facility	1/31/2019 8:21 PM
114	Ice skating rink	1/31/2019 8:18 PM
115	Soccer facilities	1/31/2019 7:43 PM
116	Play area	1/31/2019 7:34 PM
117	Indoor turf soccer fields, Yoga space with wood floors	1/31/2019 7:19 PM
118	pickleball courts	1/31/2019 5:55 PM
119	Futsal court	1/31/2019 5:54 PM
120	Pickleball courts	1/31/2019 5:48 PM
121	Pickleball courts	1/31/2019 5:44 PM
122	Maybe some of the other facilities for meetings etc.	1/31/2019 5:22 PM
123	Pickleball	1/31/2019 3:34 PM
124	Raquetball	1/31/2019 3:11 PM
125	Pickleball courts	1/31/2019 3:10 PM
126	Soccer field	1/31/2019 2:57 PM
127	Indoor Soccer	1/31/2019 2:27 PM
128	Indoor soccer complex	1/31/2019 1:43 PM
129	Soccer fields	1/31/2019 1:19 PM
130	Soccer	1/31/2019 1:07 PM
131	P I C K L E B A L L Courts-inside/outside	1/31/2019 1:03 PM
132	Rock wall, running track, racketball courts	1/31/2019 12:45 PM
133	Indoor soccer field	1/31/2019 12:45 PM
134	Please help Paxton Park	1/31/2019 12:42 PM
135	Indoor turf soccer	1/31/2019 12:38 PM
136	Spin studios	1/31/2019 12:26 PM
137	Soccer fields	1/31/2019 12:09 PM
138	Indoor Soccer	1/31/2019 11:54 AM
139	indoor soccer fields	1/31/2019 10:38 AM
140	Gyms - soccer	1/31/2019 10:36 AM
141	indoor soccer fields	1/31/2019 10:22 AM
142	Tennis courts	1/31/2019 10:16 AM

Paducah Parks & Recreation Master Plan Survey

143	Indoor playground for small children	1/31/2019 10:14 AM
144	Indoor soccer	1/31/2019 10:01 AM
145	Indoor soccer	1/31/2019 9:49 AM
146	Indoor soccer field!	1/31/2019 8:03 AM
147	having children very busy with activities all over ky. we have not much to choose from for our sports. lots of opportunities but no facilities that are clean and ran effectively.	1/31/2019 12:45 AM
148	Amusement park theme at noble park	1/31/2019 12:42 AM
149	Would rather see outdoor darks that could generate revenue	1/31/2019 12:38 AM
150	Indoor soccer, soccer, baseball	1/31/2019 12:06 AM
151	Kids area (see Smyrna TN SOAC)	1/30/2019 11:51 PM
152	Float tank	1/30/2019 11:38 PM
153	More outdoor activities	1/30/2019 11:14 PM
154	Were is the support and development for the children that live in housing. Why is it for them to do. The city cares about building the riverfront and that new park. But leaving the kids is housing or single mother's children to just hang out and do nothing . All sports local teams. Basketball and football teams.	1/30/2019 11:12 PM
155	yoga classes (could be held in same room as aerobics)	1/30/2019 11:00 PM
156	Wallyball court	1/30/2019 10:57 PM
157	Childrens play area	1/30/2019 10:56 PM
158	Soccer	1/30/2019 10:48 PM
159	Soccer	1/30/2019 10:47 PM
160	Indoor Soccer fields	1/30/2019 10:44 PM
161	indoor soccer field!	1/30/2019 10:43 PM
162	Indoor soccer field	1/30/2019 10:32 PM
163	Indoor soccer fieldstu	1/30/2019 10:28 PM
164	Indoor soccer fields	1/30/2019 10:26 PM
165	soccer fields	1/30/2019 10:25 PM
166	Indoor soccer field	1/30/2019 10:23 PM
167	Soccer fields and basketball courts	1/30/2019 10:20 PM
168	Soccer	1/30/2019 10:20 PM
169	Soccer fields	1/30/2019 10:18 PM
170	Indoor track for runners, not just walkers	1/30/2019 10:04 PM
171	Rooms for yoga, kettle bells, etc classes	1/30/2019 10:00 PM
172	Baseball/softball/soccer fields to host traveling teams. Indoor swimming pool	1/30/2019 9:50 PM
173	senior stretch classes	1/30/2019 9:44 PM
174	Soccer fields	1/30/2019 9:42 PM
175	Indoor turf fields for baseball or soccer	1/30/2019 9:35 PM
176	Soccer, baseball	1/30/2019 9:25 PM
177	Indoor soccer fields	1/30/2019 7:34 PM
178	Indoor and outdoor soccer fields	1/30/2019 7:25 PM
179	Senior yoga & stretch classes	1/30/2019 6:42 PM
180	Indoor baseball and softball facility	1/30/2019 5:52 PM

Paducah Parks & Recreation Master Plan Survey

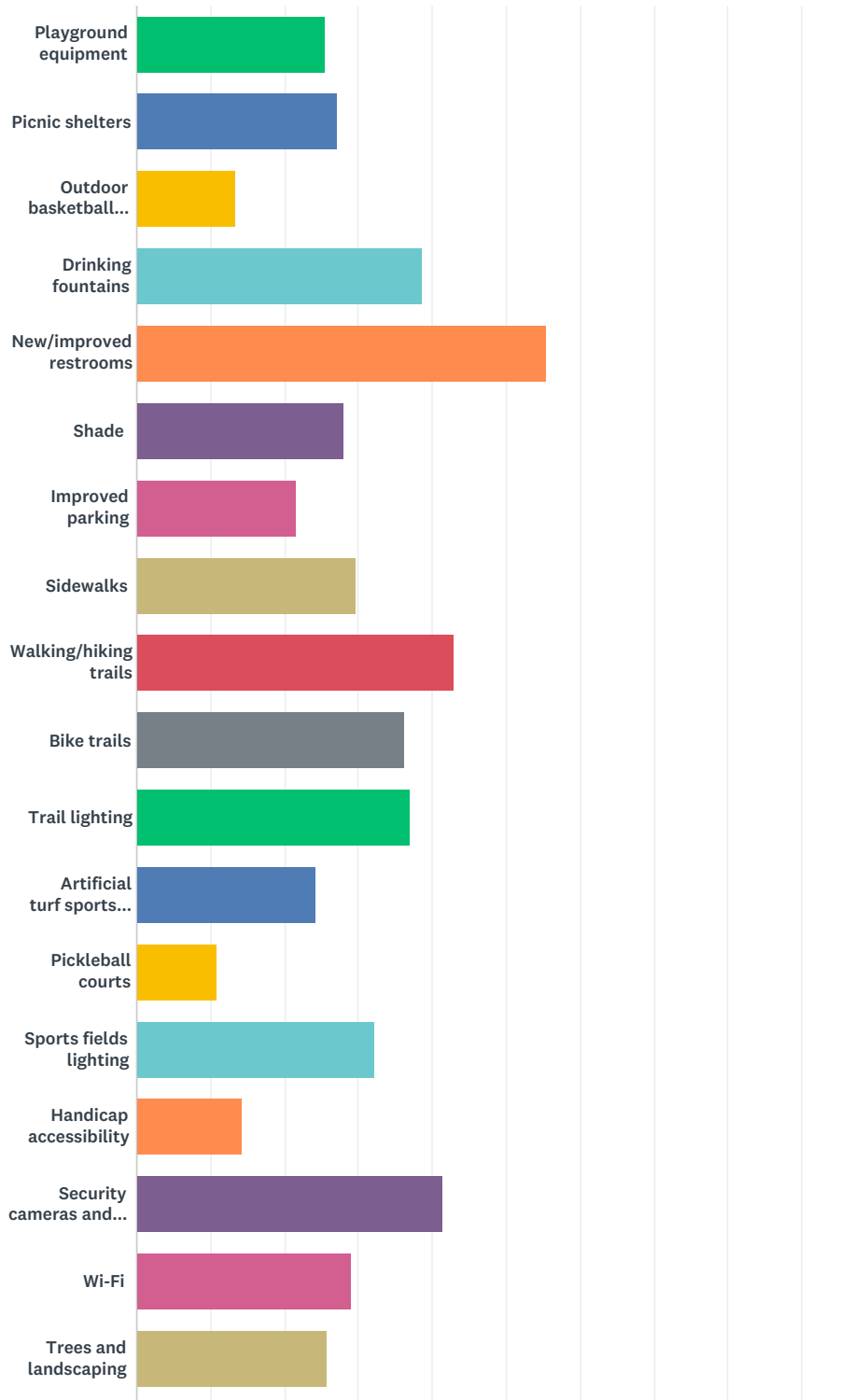
181	Indoor turf fields for soccer and baseball	1/30/2019 5:49 PM
182	Gyms (soccer and baseball)	1/30/2019 5:45 PM
183	Indoor soccer/turf	1/30/2019 5:45 PM
184	Soccer fields	1/30/2019 5:26 PM
185	Indoor turf soccer field	1/30/2019 5:09 PM
186	Soccer field indoor	1/30/2019 4:46 PM
187	Soccer baseball and basketball	1/30/2019 4:45 PM
188	Indoor soccer fields	1/30/2019 4:13 PM
189	Soccer facility	1/30/2019 2:54 PM
190	soccer fields	1/30/2019 2:45 PM
191	Indoor soccer or Futsal facility	1/30/2019 2:27 PM
192	Soccer fields!!!!!!!	1/30/2019 2:14 PM
193	Indoor Soccer	1/30/2019 2:08 PM
194	Indoor soccer field	1/30/2019 1:56 PM
195	Soccer field	1/30/2019 1:55 PM
196	Indoor soccer field	1/30/2019 1:54 PM
197	Indoor soccer	1/30/2019 1:46 PM
198	indoor soccer field	1/30/2019 1:17 PM
199	Tennis, Pickleball	1/29/2019 7:12 PM
200	Soccer	1/29/2019 6:19 PM
201	Pickleball courts	1/29/2019 2:41 PM
202	Thought there was already one. MLK Jr. Drive	1/28/2019 3:53 PM
203	Indoor Pickleball Courts	1/27/2019 4:13 PM
204	Indoor rock climbing wall and activity center like the city museum st louis has where its indoor play but fun and educational	1/26/2019 9:35 PM
205	Model after the HUB in Marion, Illinois	1/26/2019 4:41 PM
206	Young child jungle gym	1/26/2019 1:10 PM
207	U	1/26/2019 11:59 AM
208	We need softball	1/25/2019 11:25 PM
209	Indoor soccer field	1/25/2019 10:43 PM
210	Indoor disc golf putting league	1/25/2019 8:08 PM
211	Have not heard anyone voice concern for a rec center. What a foolish idea, as more than 12 fitness facilities exist within Paducah City limits	1/25/2019 5:59 PM
212	Have not heard anyone voice concern for a rec center. Currently over 15 fitness facilities within Paducah City limits	1/25/2019 5:53 PM
213	None	1/25/2019 4:41 PM
214	Indoor tennis courts	1/25/2019 12:56 PM
215	Paducah is a great location for an ice rink.	1/25/2019 10:28 AM
216	50m pool	1/25/2019 10:02 AM
217	Indoor soccer field	1/24/2019 11:43 PM
218	if you have crafts or aarp meeting or ??	1/24/2019 10:23 PM
219	none have you seen the people in this town	1/24/2019 9:10 PM

Paducah Parks & Recreation Master Plan Survey

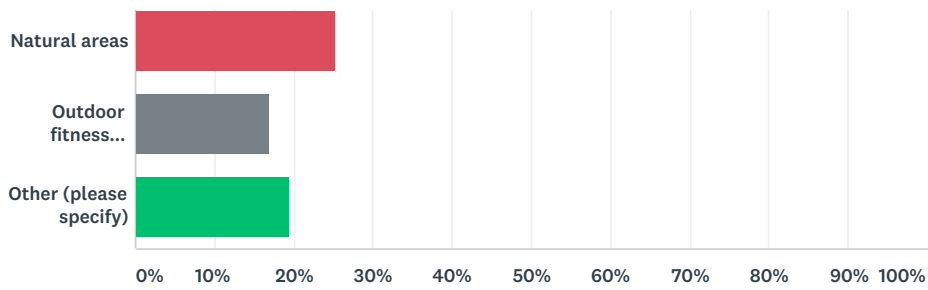
220	Soccer	1/24/2019 9:00 PM
221	Already attend the yoga classes and have for 7 years.	1/24/2019 8:28 PM
222	Softball batting cage	1/24/2019 8:21 PM
223	Have never heard anyone voice need for rec center, as over 10 gym facilities in city limits	1/24/2019 12:13 PM
224	Possibly yoga room	1/24/2019 9:30 AM
225	Indoor disc golf targets	1/24/2019 1:34 AM
226	Lap pool, times2!	1/23/2019 7:29 PM
227	Not use and heard no voice about a rec center	1/23/2019 5:32 PM
228	An indoor swim facility	1/23/2019 5:03 PM
229	None	1/23/2019 4:15 PM
230	ice rink	1/23/2019 3:46 PM
231	indoor swim facility and new sports park	1/23/2019 1:40 PM
232	Racquetball	1/23/2019 10:11 AM
233	Disc golf putting league	1/23/2019 9:57 AM
234	Kid play place	1/23/2019 9:20 AM
235	none	1/23/2019 12:01 AM
236	Ice rink	1/22/2019 11:58 PM
237	Indoor disc golf putting basket	1/22/2019 11:41 PM
238	Aquatic center	1/22/2019 11:05 PM
239	Ice rink	1/22/2019 11:01 PM
240	Hot tub	1/22/2019 10:57 PM
241	party room, slide, diving boards,	1/22/2019 10:36 PM
242	Baseball facilities	1/22/2019 8:50 PM
243	Softball complex	1/22/2019 8:31 PM
244	Dog agility park	1/22/2019 8:05 PM
245	locker and shower room	1/22/2019 7:40 PM
246	Have not heard anyone voice concern for a rec complex	1/22/2019 7:20 PM
247	Running track,	1/22/2019 7:01 PM
248	My attendance would heavily depend on the location of this facility.	1/22/2019 6:49 PM
249	Disc golf indoor putting league	1/22/2019 6:11 PM
250	This is a waste of tax dollars, fix our sewage and drainage problems.	1/22/2019 5:45 PM
251	different exercise classes	1/22/2019 5:20 PM
252	At a time when the pension system is underfunded, stop spending on Parks and Rec.	1/22/2019 5:14 PM
253	Ice Rink, lease/buy the building out past tractor supply.	1/22/2019 5:03 PM
254	indoor facility to walk dog	1/22/2019 5:00 PM
255	Have not heard anyone voice concern regarding need for indoor recess facility	1/22/2019 2:17 PM
256	not one of the residents who need one.	1/22/2019 1:59 PM
257	None... already enough parks and Mall provides walking, several fitness facilities in city limits	1/22/2019 1:34 PM

Q9 Please check ALL upgrades you would like to see to existing parks in Paducah.

Answered: 1,274 Skipped: 187



Paducah Parks & Recreation Master Plan Survey



ANSWER CHOICES	RESPONSES	
Playground equipment	25.51%	325
Picnic shelters	27.24%	347
Outdoor basketball courts	13.34%	170
Drinking fountains	38.78%	494
New/improved restrooms	55.34%	705
Shade	28.02%	357
Improved parking	21.51%	274
Sidewalks	29.67%	378
Walking/hiking trails	42.94%	547
Bike trails	36.19%	461
Trail lighting	37.05%	472
Artificial turf sports fields	24.33%	310
Pickleball courts	10.91%	139
Sports fields lighting	32.18%	410
Handicap accessibility	14.13%	180
Security cameras and lighting	41.52%	529
Wi-Fi	29.04%	370
Trees and landscaping	25.75%	328
Natural areas	25.27%	322
Outdoor fitness equipment	17.03%	217
Other (please specify)	19.54%	249
Total Respondents: 1,274		

#	OTHER (PLEASE SPECIFY)	DATE
1	Poop bags for dogs	4/25/2019 3:45 PM
2	Pool upgrades	4/22/2019 2:06 PM
3	Amusement park/w rides/w ticket and concession stands, theater events at a park / w more diversity in events and reasonable prices for everyone.	4/19/2019 6:16 PM
4	More dog areas, community gardens	4/13/2019 11:12 AM

Paducah Parks & Recreation Master Plan Survey

5	Put in something for Seniors. There are do many Retired Baby Boomers with nothing to do.	4/13/2019 10:13 AM
6	Softball/baseball fields	4/12/2019 11:14 PM
7	Food for when tournaments are held in our area. I went to a baseball tournament; and the people who traveled from out of town could not believe that there were no restrooms or places to purchase food. A very bad impression for Paducah.	4/12/2019 1:51 PM
8	MCYSC field	4/12/2019 9:16 AM
9	CONCESSIONS at baseball fields!	4/12/2019 8:38 AM
10	INDOOR/OUTDOOR SOCCER FIELDS in the CITY!	4/12/2019 8:28 AM
11	Fix dugouts fix the fences maintain the dirt in am appropriate manner	4/12/2019 7:58 AM
12	Better baseball accommodations for players and spectators	4/12/2019 7:32 AM
13	Baseball and softball fields	4/12/2019 7:09 AM
14	Trash receptacles!	4/12/2019 7:07 AM
15	Please beautify our parks. We have beautiful spaces that need some love from plants!	4/12/2019 4:06 AM
16	Baseball fields that will bring tournaments here	4/12/2019 12:07 AM
17	Baseball Fields- red dirt	4/12/2019 12:06 AM
18	Improved baseball fields	4/3/2019 11:54 PM
19	Indoor Pool, Sikeston has its own indoor YMCA pool	3/31/2019 9:24 AM
20	Keep them clean	3/30/2019 1:17 PM
21	Upgraded sand volleyball court	3/29/2019 8:12 PM
22	Need walking trails in the Lone Oak area. Also more benches on greenway trail.	3/29/2019 3:06 PM
23	More trash cans along greenway trail to encourage dog owners to throw away their dogs mess.Nice/funny signs along trail to remind people to pick up litter.Organized monthly programs to encourage volunteers to help keep tails clean...make ur fun and they'll do it.Holiday activities to encourage people to use the trails.	3/29/2019 3:04 PM
24	dog parks	3/15/2019 2:21 PM
25	Table Tennis	3/13/2019 8:29 AM
26	ducks and geese are a problem leaving feces on side walks people feeding them improper diet paducah newspaper always prints pictures of family feeding ducks this promotes bad behavior. promotes illness and pest	3/12/2019 5:55 PM
27	Chess tables	3/4/2019 12:55 PM
28	Indoor fitness equipment	2/28/2019 1:38 PM
29	MAINTAIN THE AREAS ALREADY IN EXISTANCE	2/27/2019 1:02 PM
30	Recycling bins !	2/27/2019 9:27 AM
31	We REALLY need more sidewalks and bike lanes through city. Need sidewalk all the way to community college. Need sidewalks in Strawberry Hill area!	2/25/2019 6:25 PM
32	indoor track	2/22/2019 9:54 AM
33	picnic tables	2/21/2019 12:10 AM
34	Maintain what we have in top quality.	2/19/2019 1:03 PM
35	Whatever	2/19/2019 12:24 PM
36	Bathrooms! I have kids and they bathrooms are scarce or nasty.	2/18/2019 11:45 AM
37	Maintenance improvement to ballparks during tournaments	2/18/2019 10:35 AM
38	Tennis programs/events	2/15/2019 5:32 PM
39	Community Gardens	2/13/2019 9:25 AM
40	Soccer	2/13/2019 1:16 AM

Paducah Parks & Recreation Master Plan Survey

41	Dog Parks	2/12/2019 5:55 PM
42	Civic Center updated BIG TIME!	2/11/2019 2:03 PM
43	Indoor Play Places esp. a park near Westend Paducah	2/11/2019 1:55 PM
44	Paxton Park Golf course lighting	2/9/2019 5:26 PM
45	Competition soccer fields	2/8/2019 2:36 PM
46	A baseball and soccer complex	2/6/2019 2:51 PM
47	Ft	2/6/2019 2:02 PM
48	baseball fields	2/6/2019 1:25 PM
49	Baseball/Soccer Fields	2/6/2019 10:57 AM
50	Maintain the current baseball fields and start having travel tournaments.	2/5/2019 10:27 PM
51	Creek (and other) maintenance at PaxtonPark	2/5/2019 4:04 PM
52	Paxton park is perfect	2/5/2019 11:01 AM
53	I would like to see more money invested in Paxton Park golf course. I grew up playing golf at Paxton Park and it is a tremendous asset for the city of Paducah. I would not want to see it left out of any future plans for city parks!	2/5/2019 7:58 AM
54	Upgrade drainage and Fill in erosion	2/4/2019 10:21 PM
55	trailside dog poop receptacles	2/4/2019 8:14 PM
56	Paxton Park golf course	2/4/2019 4:28 PM
57	A hiking trail that circles back to starting point	2/4/2019 4:05 PM
58	Landscaping, cart path improvements and money for general upkeep and maintenance at Paxton Park	2/4/2019 3:30 PM
59	Chess tables	2/4/2019 3:22 PM
60	Golf course	2/4/2019 2:57 PM
61	none of the above. I will not be visiting any of the city owned facilities other than Paxton Park Golf Course.	2/4/2019 1:50 PM
62	Please consider Paxton Park Golf Course in your annual budget. This is one of the best maintained public Golf Course in this area.	2/4/2019 12:50 PM
63	Paxton Park improvements	2/4/2019 11:13 AM
64	Golf Course Improvements at Paxton Park	2/4/2019 11:07 AM
65	Paxton park, needs equip to fix creeks from eroding.	2/4/2019 10:34 AM
66	Golf	2/4/2019 10:31 AM
67	Golf Course Upgrades	2/4/2019 10:22 AM
68	golf	2/4/2019 9:44 AM
69	racquetball courts, real soccer fields	2/4/2019 9:18 AM
70	Alot of work needs to be done on the pump track. It could be so.much better, and I have used it to introduce biking to young people	2/3/2019 6:20 PM
71	Fund Paxton Park	2/3/2019 4:40 PM
72	maintence equipment for paxton park	2/3/2019 3:15 PM
73	Baseball parks- vending/food areas	2/3/2019 1:07 PM
74	Skatepark maintenance	2/3/2019 11:24 AM
75	Concessions or food trucks	2/3/2019 1:19 AM
76	Regulation soccer fields	2/3/2019 12:01 AM
77	Swings or better seating on riverfront	2/2/2019 11:43 PM

Paducah Parks & Recreation Master Plan Survey

78	More dog park options, more adult friendly playgrounds so adults can interact with children on the play sets,	2/2/2019 10:50 PM
79	I would like to see paved trails/sidewalks usable by people for roller skating. We can not use gravel paths. I would also like to see some community gardens, there are lots of local parks not being utilized for this purpose.	2/2/2019 7:02 PM
80	Greenway made longer to connect to southside	2/2/2019 6:21 PM
81	Stay open later , less closings	2/2/2019 5:13 PM
82	Lighting for the basketball courts at Noble Park	2/2/2019 4:02 PM
83	Indoor pool	2/2/2019 3:10 PM
84	Na	2/2/2019 12:54 PM
85	New baseball fields for tournaments	2/2/2019 12:50 PM
86	Close the majority of the parks	2/2/2019 7:30 AM
87	Ballpark dugouts	2/2/2019 1:19 AM
88	MUCH NEEDED UPGRADED BASEBALL FIELDS/FACILITIES	2/1/2019 11:26 PM
89	Shooting range	2/1/2019 10:38 PM
90	Schultz Park needs picnic tables! Noble Park needs more benches	2/1/2019 10:36 PM
91	Ball fields need maintenance and better seating	2/1/2019 10:19 PM
92	Ike path that is at least 20 miles long could run the green way down flood wall through possum trot to Calvert which then would go to the lake	2/1/2019 10:01 PM
93	Better drainage and or upkeep at dog park. Although it has improved this year with the Strahl being put down on the mud etc. and we do appreciate that	2/1/2019 7:50 PM
94	Remove geese and their droppings	2/1/2019 4:02 PM
95	baseball fields updated and taken care of	2/1/2019 2:58 PM
96	Garbage cans. I walk my dog at the parks often and there are few garbage cans so I have to carry his poop for quite a ways before disposing of it.	2/1/2019 2:47 PM
97	Connect Greenway trail to Carson Park and allow horses on the trails.	2/1/2019 1:46 PM
98	It'd be neat to have a water spikit in the middle of the Greenway for dogs to drink from	2/1/2019 1:09 PM
99	upgrades to Paxton Park GC maintenance equipment	2/1/2019 12:02 PM
100	funds to improve paxton golf course	2/1/2019 11:35 AM
101	Another Splash Park in a more central location	2/1/2019 11:33 AM
102	Soccer field unkept upgradee	2/1/2019 11:32 AM
103	more spray or splash pads	2/1/2019 11:17 AM
104	more mowers for Paxton Park.	2/1/2019 10:59 AM
105	New baseball fields	2/1/2019 10:21 AM
106	We need make the softball/baseball fields in clover shape for high quality appearance, which make the park look awesome.	2/1/2019 9:44 AM
107	Aquatic Center with competition pool	2/1/2019 9:31 AM
108	In the woods behind Stuart Nelson there is a lot of property the city owns that could be utilized . Cleaned up to make the park bigger expand the bike trail. Down across Perkins creek. All that woods going to Cairo Road could be brought into the park. The city has more property there than they realize. It backs up to the neighborhoods in that area, going to Cairo Road.	2/1/2019 9:18 AM
109	Please consider pickle ball as so many play!!!	2/1/2019 7:50 AM
110	Need the type of drinking fountains that refill water bottles	2/1/2019 12:54 AM
111	Upgrade general maintenance!!	2/1/2019 12:52 AM

Paducah Parks & Recreation Master Plan Survey

112	We would love to see another spray park for the kids. We normally go to Mike Marshal park in Draffenville because it's nicer and more secure.	2/1/2019 12:29 AM
113	ice rink	2/1/2019 12:25 AM
114	Grills for outdoor cooking area	2/1/2019 12:19 AM
115	N/a	2/1/2019 12:10 AM
116	Baseball complex	1/31/2019 11:54 PM
117	Another dog park section with obstacle / agility stuff for the dogs (it must be seperate 'cuz people end up sitting on the equipment & other dogs frequently interrupt an obstacle run.	1/31/2019 11:38 PM
118	Specifically indoor soccer fields	1/31/2019 11:36 PM
119	Soccer fields anywhere but in a land fill	1/31/2019 11:30 PM
120	Clean up Noble Park. Looks horrible with limbs all over the place.	1/31/2019 11:24 PM
121	Better baseball fields	1/31/2019 11:12 PM
122	Baseball park for tournaments to attract out of town teams to increase revenue for Paducah	1/31/2019 10:59 PM
123	Paducah must have updated, upgraded, or built from scratch baseball complex. See Mike Miller Park in Draffenville.....	1/31/2019 10:56 PM
124	More parking at big playground, Picnic shelters cleaned and trash cans empty more often and checked for bees	1/31/2019 10:37 PM
125	Cleaner walking trails. Animal waste on Noble park concrete path	1/31/2019 10:21 PM
126	Baseball field	1/31/2019 9:49 PM
127	Sports Complex - Soccer Fields	1/31/2019 9:42 PM
128	Soccer fields specifically need better parking and restrooms	1/31/2019 9:40 PM
129	More money for golf course	1/31/2019 9:04 PM
130	Pickleball is a growing sport for seniors to stay active	1/31/2019 8:31 PM
131	A running path that is not concrete!	1/31/2019 8:19 PM
132	Hockey and figure skating	1/31/2019 8:18 PM
133	Better soccer fields	1/31/2019 7:43 PM
134	Soccer fields	1/31/2019 7:24 PM
135	Soccer goals in the green spaces of parks, especially the city parks like Brockenborough Park, which would encourage kids living in that area to give soccer a try. We need them at Noble Park & Stuart Nelson too.	1/31/2019 7:19 PM
136	Soccer complex!!!!	1/31/2019 6:02 PM
137	Trails for all terrain vehicles and an archery range.	1/31/2019 5:53 PM
138	Indoor/outdoor Pickleball courts	1/31/2019 3:34 PM
139	upgrading Paxton Park equipment	1/31/2019 2:50 PM
140	Major improvements on the Noble Park Baseball fields	1/31/2019 2:45 PM
141	Facilities to attract softball/baseball tournaments for youth sports.	1/31/2019 2:40 PM
142	Soccer fields/outdoor sports complex	1/31/2019 2:27 PM
143	I would like to see major updates including additional soccer fields that has restrooms and lighting to be able utilize fields. We are not able to accommodate any type of tournament nor practice times at present with fields provided	1/31/2019 2:17 PM
144	Better soccer fields are needed	1/31/2019 1:19 PM
145	na	1/31/2019 1:03 PM
146	Please help Paxton Park	1/31/2019 12:42 PM
147	soccer fields are inadequate and often unsafe	1/31/2019 12:35 PM

Paducah Parks & Recreation Master Plan Survey

148	Baseball fields and batting cages	1/31/2019 12:26 PM
149	Soccer fields	1/31/2019 12:09 PM
150	Indoor pool and banquet/meeting hall	1/31/2019 12:07 PM
151	City investment in Paxton Park Golf Course	1/31/2019 10:41 AM
152	improve soccer fields or new ones where we can host tournaments and bring in revenue for the city; everything checked above would improve the existing fields	1/31/2019 10:38 AM
153	Indoor soccer field	1/31/2019 10:01 AM
154	We desperately need night lighting in Lang Park. WPSD ran a clip on this last summer at which it opens up opportunities to unwanted events. We have vandalism, drug deals, and sketchy happenings on a consistent basis. Would hope this would be a priority.	1/31/2019 9:51 AM
155	Outdoor soccer turf	1/31/2019 9:49 AM
156	Investment into Paxton Park facility specific to course equipment	1/31/2019 9:35 AM
157	Upgrades to mccracken county youth soccer fields! Lighting, better play areas (turf?), indoor rec area for games when it's raining or cold. Better parking at MCCYSA soccer fields.	1/31/2019 8:03 AM
158	Updated Baseball fields	1/31/2019 7:56 AM
159	Bathrooms	1/31/2019 1:41 AM
160	baseball softball fields	1/31/2019 12:45 AM
161	Something to bring families out such as theme park ideas not roller coasters but something to bring families and friends together along those lines. Even try a bazaar and fruit markets and friendly competitive group/team games, would bring community together and even bring in money. There are so many things that can be done to attract people, much more then art, which is way overrated in this area. Try something new, we seriously need a change.	1/31/2019 12:42 AM
162	Soccer facilities	1/31/2019 12:14 AM
163	Soccer fields	1/31/2019 12:06 AM
164	Outdoor fitness equipment	1/30/2019 11:38 PM
165	Soccer fields	1/30/2019 10:48 PM
166	Indoor Soccer fields	1/30/2019 10:44 PM
167	soccer fields	1/30/2019 10:43 PM
168	These choices are in regards to improving the soccer complex	1/30/2019 10:35 PM
169	improved baseball and soccer facilities	1/30/2019 10:25 PM
170	Soccer fields	1/30/2019 10:18 PM
171	Emergency call boxes every half mile or so on outdoor trails	1/30/2019 10:04 PM
172	More benefit to golf	1/30/2019 10:00 PM
173	Baseball fields	1/30/2019 9:55 PM
174	Natural grass/dirt baseball fields	1/30/2019 8:56 PM
175	Softball/Baseball/Soccer complex capable of hosting travel tournaments. All parks are in poor condition and need serious updating	1/30/2019 8:10 PM
176	Indoor soccer field	1/30/2019 7:25 PM
177	Soccer complex is grossly lacking compared to surrounding areas	1/30/2019 6:50 PM
178	Newer maintenance equipment at Paxton Park	1/30/2019 6:49 PM
179	Concession stands at baseball and softball complexes	1/30/2019 5:52 PM
180	All baseball/softball fields need upgrades and repairs. Concessions and restrooms should be available for baseball/softball tournaments.	1/30/2019 5:10 PM
181	Bathroom facilities at the soccer fields, upgrades to make it possible to host tournaments.	1/30/2019 4:57 PM

Paducah Parks & Recreation Master Plan Survey

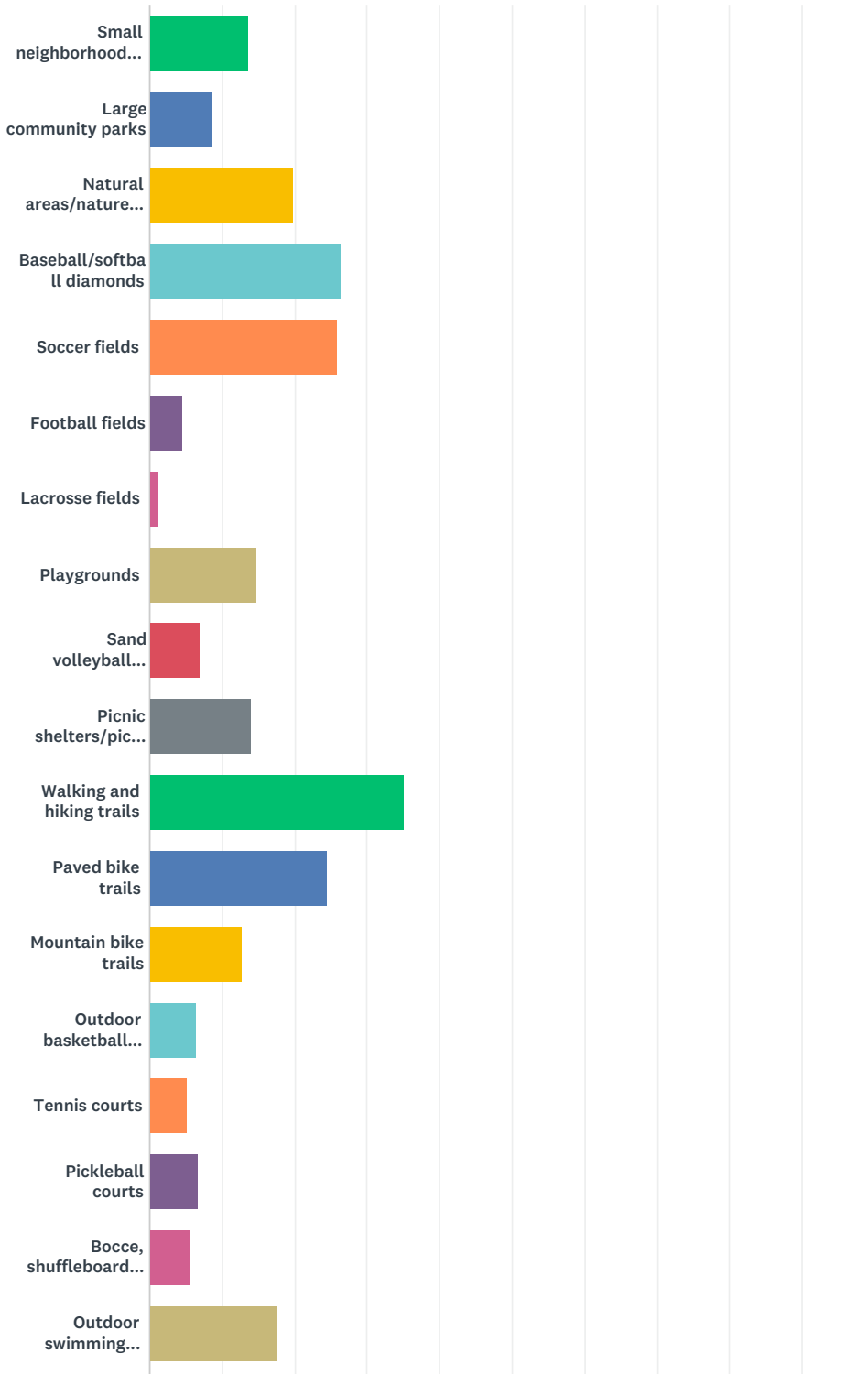
182	Soccer and baseball field complex	1/30/2019 4:45 PM
183	We have plenty of walking trails and baseball/basketball courts around the County. We do not have any decent soccer fields. The current McCracken County fields are dangerous and filled with holes.	1/30/2019 4:13 PM
184	Decent splash park with fountains	1/30/2019 3:05 PM
185	Better soccer fields	1/30/2019 2:30 PM
186	Restroom facilities at soccer fields.	1/30/2019 2:27 PM
187	Better Soccer Fields	1/30/2019 1:56 PM
188	Soccer field	1/30/2019 1:55 PM
189	Soccer field	1/30/2019 1:54 PM
190	Need these upgrades at soccer field so	1/30/2019 1:46 PM
191	Soccer field lighting	1/30/2019 1:17 PM
192	To continue and increase funding for Paxton Park GC to improve the facilities and insure it's continued public availability for years to come.	1/30/2019 12:37 PM
193	Pool	1/30/2019 10:39 AM
194	Paducah needs a big baseball/softball sports complex. We are in a prime location to host tournaments and other events.	1/29/2019 7:35 AM
195	Outside Pickleball Courts	1/27/2019 4:13 PM
196	We frequently attend regional and local baseball tournaments. Our facilities do no compare to many that we have visited. We are lacking in field conditions, dugouts, seating, concessions, restrooms and overall appearance.	1/27/2019 12:12 PM
197	A disc golf course at Noble park.	1/27/2019 10:22 AM
198	develop LaNelle Park into a walking trail memorial park	1/27/2019 7:31 AM
199	Animal friendly areas	1/26/2019 9:35 PM
200	Baseball fields/program needs much improvement	1/25/2019 8:21 PM
201	Demolish the thirty parks that average 6 visitors per week and replace with incentives for business	1/25/2019 5:59 PM
202	Stop wasting excess money on parks. Give incentives for business	1/25/2019 5:53 PM
203	None	1/25/2019 4:41 PM
204	SAND VOLLEYBALL COURTS	1/25/2019 2:47 PM
205	New Baseball softball facility	1/25/2019 2:36 PM
206	a permanent bathroom at stuart nelson park	1/25/2019 12:34 PM
207	RC Car and a truck course .	1/25/2019 11:11 AM
208	Disc golf course	1/25/2019 5:40 AM
209	dog trail.....for us that like to walk our dogs	1/24/2019 10:23 PM
210	Maintence around disc golf course	1/24/2019 10:11 PM
211	Disc golf course	1/24/2019 9:23 PM
212	how about an area to shoot off fireworks for the 4th of July only about 1 acre and charge people to use it I would use that every yearof course the people that use it will have to take a firework safety course	1/24/2019 9:10 PM
213	Increased availability of fields to public for softball/baseball tournaments	1/24/2019 9:10 PM
214	Soccer field	1/24/2019 9:00 PM
215	Softball/baseball batting cages	1/24/2019 8:21 PM
216	Gaga ball	1/24/2019 8:11 PM
217	Turn parks into business development	1/24/2019 12:13 PM

Paducah Parks & Recreation Master Plan Survey

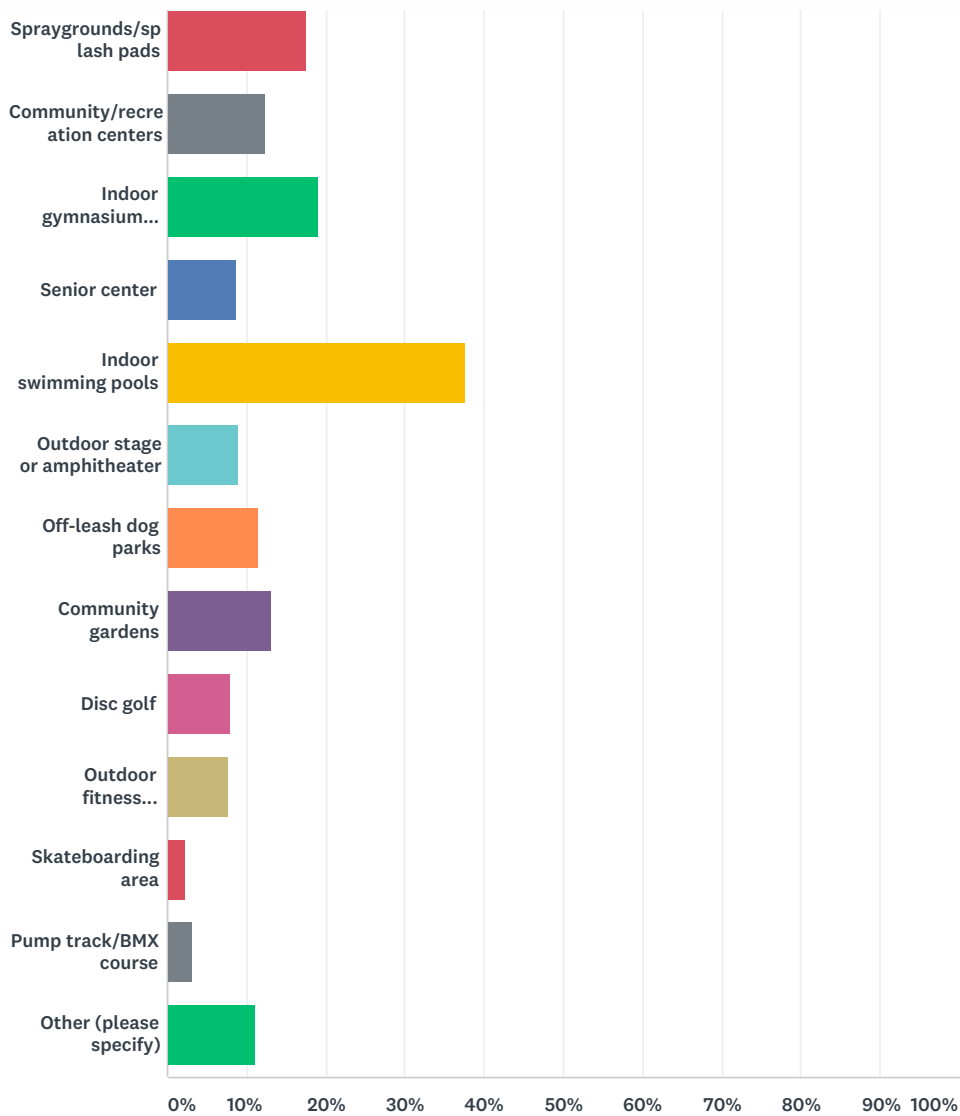
218	Disc Gold Course Improvements	1/24/2019 11:58 AM
219	Improved drainage for Paducah DGC @ Stuart Nelson	1/24/2019 1:34 AM
220	Noble Park is primarily a bunch of oak trees get a landscape architect to recreate--think Biltmore only just trees (low maintenance)	1/23/2019 10:24 PM
221	Demolish most as they are not used and use money to for business incentives	1/23/2019 5:32 PM
222	A swim facility for use year round	1/23/2019 5:03 PM
223	Baseball and Softball Fields (Tournamant Worthy)	1/23/2019 4:15 PM
224	baseball fields at noble and stuart nelson need work!	1/23/2019 2:48 PM
225	Disc golf courses	1/23/2019 9:57 AM
226	Cleaner areas	1/23/2019 12:53 AM
227	amusement rides	1/23/2019 12:01 AM
228	Disc golf at Noble Park	1/22/2019 11:41 PM
229	I visit Stuart Nelson park regularly and permanent restrooms and/or more portable potties around the park would be very beneficial.	1/22/2019 11:31 PM
230	Disc Golf	1/22/2019 11:27 PM
231	Disc golf course at Stuart needs more attention. More mowing on the creek side of the greenway trail. Also more attention to downed and trees and those about to fall. We as disc golfers do a lot to clean up but would like the parks dept to help us make a great course even better.	1/22/2019 11:21 PM
232	Disc golf enhancements	1/22/2019 10:45 PM
233	keeping the disc golf coarse grass cut	1/22/2019 10:32 PM
234	Disc Golf	1/22/2019 9:56 PM
235	Restrooms at Stuart Nelson Park, for disc golf tournaments	1/22/2019 9:38 PM
236	Softball complex	1/22/2019 8:31 PM
237	More trash cans!!!	1/22/2019 8:05 PM
238	more playgournd eq at the park on 14th street near the parks office and at the park between Park and MIKing at about 12th street	1/22/2019 7:40 PM
239	Demolished and use money to recruit business	1/22/2019 7:20 PM
240	Shultz Park parking....not on grass/mud.	1/22/2019 7:01 PM
241	Other forms of entertainment, such as food trucks at work the riverfront	1/22/2019 6:49 PM
242	Improvements to the disc golf courses	1/22/2019 6:11 PM
243	baseball/softball fields/parks need major overhaul	1/22/2019 6:03 PM
244	At a time when the pension system is underfunded, stop spending on Parks and Rec.	1/22/2019 5:14 PM
245	Year round swimming	1/22/2019 2:30 PM
246	connect our city parks with marked walks/trails	1/22/2019 2:20 PM
247	Demolish half and give incentives for business	1/22/2019 2:17 PM
248	Money spent to give incentives for business	1/22/2019 1:34 PM
249	Stuart Nelson needs better facilities for the disc golfers. Large amounts of people travel through Paducah who are looking for new courses to play. Tournaments might also come here if the facilities were better.	1/22/2019 1:14 PM

Q10 Which facilities would you (or those who live with you) most like to see developed or expanded? (Select up to FOUR options)

Answered: 1,279 Skipped: 182



Paducah Parks & Recreation Master Plan Survey



ANSWER CHOICES	RESPONSES
Small neighborhood parks	13.60% 174
Large community parks	8.76% 112
Natural areas/nature parks	19.94% 255
Baseball/softball diamonds	26.27% 336
Soccer fields	26.04% 333
Football fields	4.53% 58
Lacrosse fields	1.17% 15
Playgrounds	14.78% 189
Sand volleyball courts	6.96% 89
Picnic shelters/picnic areas	14.00% 179

Paducah Parks & Recreation Master Plan Survey

Walking and hiking trails	35.18%	450
Paved bike trails	24.39%	312
Mountain bike trails	12.74%	163
Outdoor basketball courts	6.49%	83
Tennis courts	5.32%	68
Pickleball courts	6.72%	86
Bocce, shuffleboard, or similar	5.63%	72
Outdoor swimming pools/aquatic centers	17.51%	224
Spraygrounds/splash pads	17.51%	224
Community/recreation centers	12.35%	158
Indoor gymnasium space/game courts	19.00%	243
Senior center	8.84%	113
Indoor swimming pools	37.61%	481
Outdoor stage or amphitheater	9.07%	116
Off-leash dog parks	11.49%	147
Community gardens	13.14%	168
Disc golf	7.97%	102
Outdoor fitness equipment	7.66%	98
Skateboarding area	2.27%	29
Pump track/BMX course	3.05%	39
Other (please specify)	11.10%	142
Total Respondents: 1,279		

#	OTHER (PLEASE SPECIFY)	DATE
1	City water park (like Cape Splash)	4/14/2019 11:27 PM
2	Table tennis!	4/13/2019 7:56 AM
3	Playground and kids area at riverfront	4/12/2019 8:30 PM
4	We need table-tennis (ping pong) please <input type="checkbox"/> <input type="checkbox"/> <input type="checkbox"/>	4/12/2019 9:16 AM
5	Batting cages	4/12/2019 7:36 AM
6	Take care of new riverfront area better!	4/12/2019 7:07 AM
7	Large outdoor sports complex to host travel sports. Clarksville has a very nice one, so does several other areas! Travel ball fields built to regulation would bring so much business to hotels, restaurants, the mall, and gas stations.	4/12/2019 1:09 AM
8	Indoor Soccer	4/1/2019 4:47 PM
9	Marina at the Riverfront	3/29/2019 5:02 PM
10	A new Greenway through Information Age Park and Reidland side (along Husbands rd) Greenway on floodwall.	3/20/2019 9:46 AM
11	Table Tennis	3/13/2019 8:29 AM
12	yoga	3/12/2019 5:55 PM

Paducah Parks & Recreation Master Plan Survey

13	MAINTAIN THE AREAS ALREADY IN EXISTANCE	2/27/2019 1:02 PM
14	indoor track	2/22/2019 9:54 AM
15	Other Public Fishing Spots	2/20/2019 12:28 PM
16	Bird & Boat watching towers	2/19/2019 3:19 PM
17	Would like to have facilities to attract tournaments so our kids do not have to travel as much.	2/19/2019 1:03 PM
18	All sounds good	2/19/2019 12:24 PM
19	Indoor track	2/14/2019 3:27 PM
20	Paxton Park	2/10/2019 11:45 AM
21	Paxton Park Golf course upgraded	2/9/2019 5:26 PM
22	Ice skating	2/9/2019 12:01 AM
23	Money to Paxton Park Golf Course	2/5/2019 7:31 PM
24	Maintenance at Paxton Park	2/5/2019 4:04 PM
25	Paxton park golf course	2/5/2019 1:44 PM
26	Paxton Park Golf Course	2/5/2019 7:58 AM
27	Flowers, flowering shrubs, landscaping, wildflowers	2/4/2019 10:36 PM
28	More help for Paxton Park	2/4/2019 10:21 PM
29	Paxton Park Golf course	2/4/2019 9:33 PM
30	Help Paxton park pay bills	2/4/2019 7:41 PM
31	Facility/course improvements at Paxton Park	2/4/2019 5:55 PM
32	Cart Sheds at Paxton Park	2/4/2019 4:31 PM
33	Paxton Park golf course	2/4/2019 4:28 PM
34	Indoor Tennis Courts!!	2/4/2019 4:05 PM
35	paxtonpark golf course	2/4/2019 3:42 PM
36	Paxton Park golf course	2/4/2019 3:30 PM
37	Paxton Park Golf Course is instrumental in our growing family.	2/4/2019 3:05 PM
38	We need a baseball/softball/soccer complex "DESPERATELY"	2/4/2019 3:03 PM
39	Golf course has	2/4/2019 2:57 PM
40	Paxton park	2/4/2019 2:03 PM
41	I would like to see the City of Paducah to invest money into the Paxton Park Golf Course.	2/4/2019 1:50 PM
42	Nature Area	2/4/2019 1:03 PM
43	golf course	2/4/2019 12:59 PM
44	Paxton Park Golf Course needs new equipment .	2/4/2019 12:50 PM
45	Paxton Golf Course	2/4/2019 12:21 PM
46	golf course	2/4/2019 12:15 PM
47	what we have meets our needs	2/4/2019 11:55 AM
48	Paxton Park Golf Course	2/4/2019 11:23 AM
49	Golf course improvements	2/4/2019 11:13 AM
50	Paxton Park Golf Course	2/4/2019 11:07 AM
51	Funding for continued upgrades at Paxton Golf	2/4/2019 11:05 AM
52	Paxton Park	2/4/2019 10:48 AM
53	Paxton park needs restrooms expanded, replaced.	2/4/2019 10:34 AM

Paducah Parks & Recreation Master Plan Survey

54	Golf Paxton	2/4/2019 10:31 AM
55	Paxton Park Golf Course	2/4/2019 10:29 AM
56	Paxton Park	2/4/2019 10:28 AM
57	Golf course	2/4/2019 10:24 AM
58	Golf Course	2/4/2019 10:22 AM
59	golf	2/4/2019 9:44 AM
60	Public golf course	2/3/2019 4:40 PM
61	paxton park	2/3/2019 3:15 PM
62	More help to Paxton Park	2/3/2019 10:39 AM
63	Paxton Park Golf Course	2/3/2019 7:17 AM
64	Ice skating	2/2/2019 11:43 PM
65	Driving nature trails for older people	2/2/2019 5:13 PM
66	Volleyball courts indoors!!!! Look at the Hopkinsville sports plex. Our sports plex is horrible.	2/2/2019 1:43 PM
67	Na	2/2/2019 12:54 PM
68	none	2/2/2019 7:30 AM
69	Paxton Park is a wonderful city asset that needs the city to help it continue to be maintained and improved.	2/1/2019 10:58 PM
70	Greenway Trail	2/1/2019 10:42 PM
71	Bike path needs to be at 10 miles long	2/1/2019 10:01 PM
72	Indoor climbing wall	2/1/2019 7:59 PM
73	Ice rink	2/1/2019 7:06 PM
74	H	2/1/2019 6:28 PM
75	golf course, Paxton Park	2/1/2019 12:02 PM
76	Paxton golf course	2/1/2019 11:35 AM
77	soft turf or rubber flooring at playgrounds (not mulch)	2/1/2019 11:17 AM
78	ice skating rink, and more affordable classes like dance, gymnastics, karate, and etc.	2/1/2019 11:12 AM
79	Na	2/1/2019 10:39 AM
80	Paducah needs a center like Marion, IL has!! Suggest those that are making this decision go visit it.	2/1/2019 10:13 AM
81	Parks & Rec bldg is an embarrassment.	2/1/2019 12:52 AM
82	indoor ice rink	2/1/2019 12:25 AM
83	Specifically indoor soccer fields	1/31/2019 11:36 PM
84	Paducah is a baseball community and does not have a quality complex to save its life. Draffenville makes Paducah look like a joke. Paducah has hotels, restaurants, and 5 exits on a major interstate! Paducah has completely missed the boat on youth baseball.	1/31/2019 10:56 PM
85	Paxton Golf Course	1/31/2019 10:01 PM
86	Ice Rink	1/31/2019 9:49 PM
87	Golf improvement	1/31/2019 9:04 PM
88	Multifunction outdoor/indoor sports facility	1/31/2019 7:43 PM
89	Indoor futsal courts	1/31/2019 5:54 PM
90	An archery range	1/31/2019 5:53 PM
91	Stand alone pickleball courts	1/31/2019 5:44 PM

Paducah Parks & Recreation Master Plan Survey

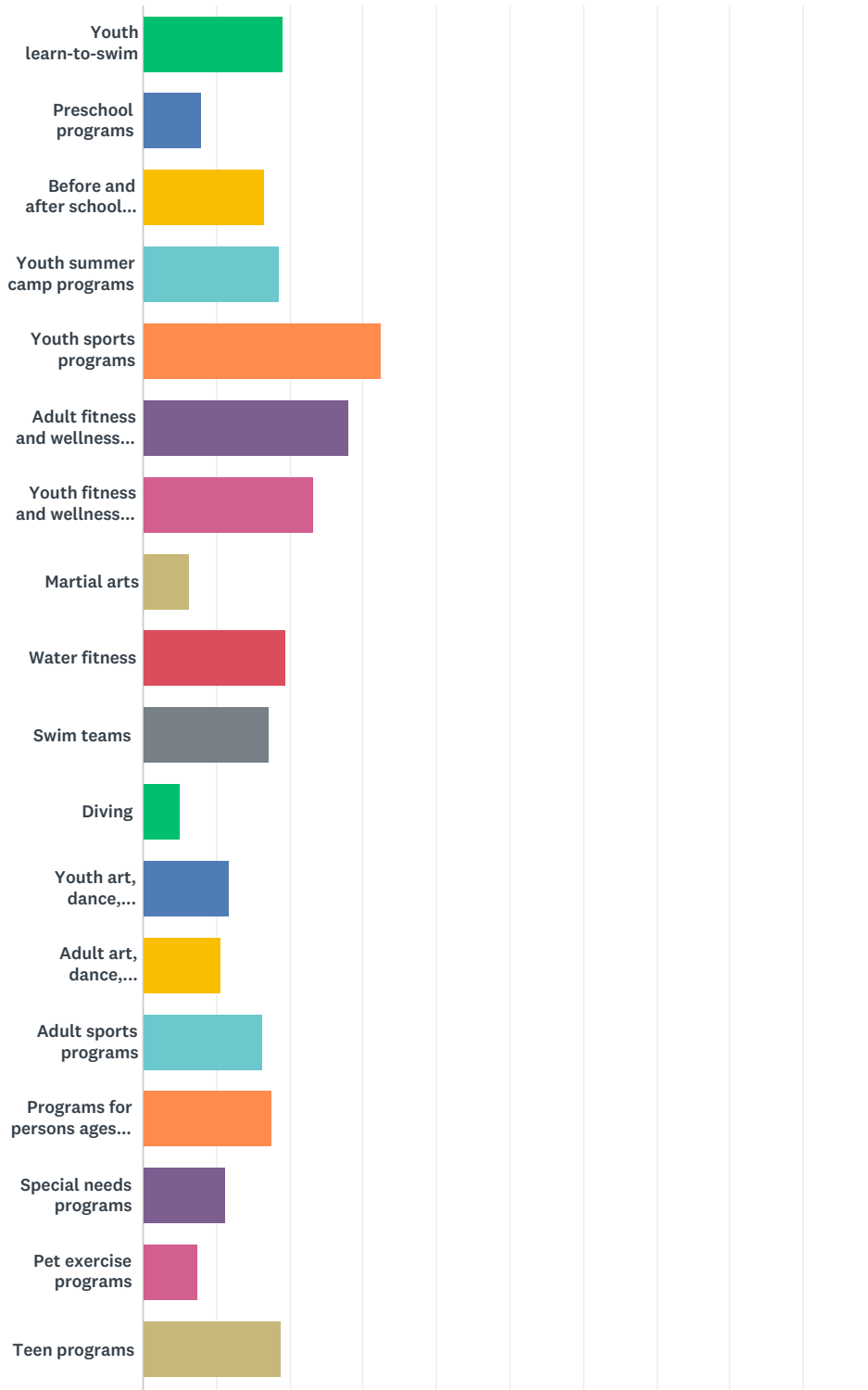
92	Indoor basketball, soccer, volleyball, and baseball complex	1/31/2019 2:27 PM
93	Thank you for asking! We consider the "parks" a tremendous value to our life here in Paducah and was a major attraction when we were relocating here.	1/31/2019 1:58 PM
94	I selected "off leash dog parks" --the facilities are GREAT! That is the facility I use the MOST FREQUENTLY	1/31/2019 1:54 PM
95	Indoor soccer fields	1/31/2019 1:19 PM
96	Paxton Park Golf (public golf) & ice skating rink for quality 'livability index'	1/31/2019 1:03 PM
97	Include Paxton Park	1/31/2019 12:42 PM
98	Paxton Park Golf Course	1/31/2019 12:38 PM
99	Paxton Park	1/31/2019 12:37 PM
100	Paxton Park Golf Course	1/31/2019 10:41 AM
101	We are in desperate need of an multipurpose sport park. Our family spends so much money traveling to other cities for soccer. It would be nice to put that money into our own city.	1/31/2019 9:12 AM
102	Paxton park	1/31/2019 8:40 AM
103	Landscaping, Stewart Nelson has so much potential and it is just sitting there with no changes while everywhere else is working on change. Talk about the history of this park and bring people together and rebuild this park. There is so much potential and we do nothing.	1/31/2019 12:42 AM
104	Indoor and outdoor Soccer fields	1/30/2019 10:44 PM
105	competition lap pool	1/30/2019 10:33 PM
106	Metro City/County Parks Dept, YOUTH SPORTS DEVELOPMENT!!!	1/30/2019 10:00 PM
107	golf	1/30/2019 10:00 PM
108	Paxton Park golf course	1/30/2019 9:01 PM
109	Paxton Park Needs More Support	1/30/2019 6:49 PM
110	We do not need more baseball/softball fields developed. There are plenty throughout the County, they all need to combine their efforts to get larger tournaments.	1/30/2019 4:13 PM
111	botanical gardens	1/29/2019 6:45 PM
112	Anything to attract sporting tournaments	1/29/2019 10:05 AM
113	Year round indoor Basketball court	1/28/2019 12:54 PM
114	I believe we have enough sport recreational activities, because kids get that now through school. We need more indoor activities such as indoor pools and things people can participate in through Winter months. One outdoor thing could be a miniature golf facility. Also, during summer a Ferris Wheel down town.	1/28/2019 11:26 AM
115	Extend the Greenway trail to Murray's Paducah campus to include LaNelle Park.	1/27/2019 7:31 AM
116	ADA accessible playgrounds	1/26/2019 2:25 PM
117	Thankful for Jane Gamble efforts for improved tennis courts	1/25/2019 8:21 PM
118	Business incentives	1/25/2019 5:59 PM
119	Replace the seldom used parks with business development	1/25/2019 5:53 PM
120	Airfield upgrade	1/25/2019 5:48 PM
121	None	1/25/2019 4:41 PM
122	Ice rink.	1/25/2019 10:28 AM
123	indoor ice skating rink	1/25/2019 10:08 AM
124	Disc golf	1/25/2019 5:40 AM
125	Ice Rink	1/24/2019 11:54 PM
126	pet and owner programs	1/24/2019 10:23 PM

Paducah Parks & Recreation Master Plan Survey

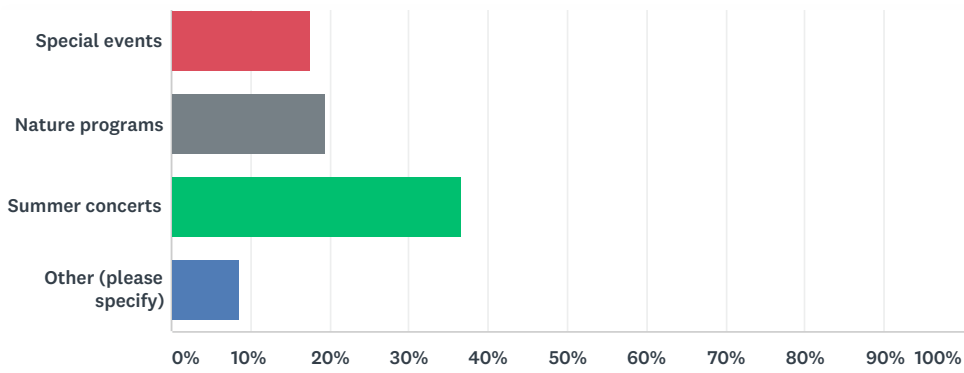
127	Baseball/softball batting cages	1/24/2019 8:21 PM
128	Indoor tennis courts	1/23/2019 9:38 PM
129	None	1/23/2019 5:32 PM
130	ice rink	1/23/2019 3:46 PM
131	we need to be able to ride our bikes through town safely	1/23/2019 2:48 PM
132	Ice skating rink	1/22/2019 11:13 PM
133	Restrooms, and possibly drinking water at Stuart Nelson Park.	1/22/2019 11:08 PM
134	Miniature golf	1/22/2019 9:24 PM
135	Tear down and use money for business incentive	1/22/2019 7:20 PM
136	Botanical garden, Japanese garden	1/22/2019 6:49 PM
137	Public restrooms near parks	1/22/2019 5:44 PM
138	At a time when the pension system is underfunded, stop spending on Parks and Rec.	1/22/2019 5:14 PM
139	Anyplace dogs can enjoy	1/22/2019 5:00 PM
140	fenced playground at riverfront is a must	1/22/2019 2:20 PM
141	Drug addict park	1/22/2019 2:17 PM
142	Area for Confederate flags	1/22/2019 1:34 PM

Q11 Which programs would you (or those who live with you) most like to see developed or expanded? (Select up to FOUR options)

Answered: 1,228 Skipped: 233



Paducah Parks & Recreation Master Plan Survey



ANSWER CHOICES	RESPONSES	
Youth learn-to-swim	19.14%	235
Preschool programs	7.98%	98
Before and after school programs	16.45%	202
Youth summer camp programs	18.65%	229
Youth sports programs	32.33%	397
Adult fitness and wellness programs	27.93%	343
Youth fitness and wellness programs	23.29%	286
Martial arts	6.35%	78
Water fitness	19.38%	238
Swim teams	17.10%	210
Diving	4.97%	61
Youth art, dance, performing arts	11.81%	145
Adult art, dance, performing arts	10.67%	131
Adult sports programs	16.29%	200
Programs for persons ages 50+	17.59%	216
Special needs programs	11.40%	140
Pet exercise programs	7.49%	92
Teen programs	18.89%	232
Special events	17.67%	217
Nature programs	19.46%	239
Summer concerts	36.64%	450
Other (please specify)	8.63%	106
Total Respondents: 1,228		

#	OTHER (PLEASE SPECIFY)	DATE
1	We go all the time	4/22/2019 11:02 AM

Paducah Parks & Recreation Master Plan Survey

2	Pickleball courts added to existing facility for Seniors. Suggestion Paxton park	4/13/2019 10:13 AM
3	Sports Complex	4/12/2019 8:33 PM
4	Put facility within walking distance to city kids please	4/12/2019 8:30 PM
5	Building up a youth center for our kids so they aren't just in the streets	4/12/2019 10:10 AM
6	Take better care of existing areas!	4/12/2019 7:07 AM
7	Family Fun places such as a Dave & Busters. This would bring in business from the region.	4/12/2019 1:31 AM
8	Saturday night riverfront events	3/29/2019 4:14 PM
9	I would live to see the summer festival come back	3/29/2019 3:04 PM
10	Nature programs like LBL Nature Station and Shawnee Forest in Southern Illinois (see Cache River Refuge).	3/20/2019 9:46 AM
11	Table Tennis	3/13/2019 8:29 AM
12	Chess Lessons for varying age groups (youth to senior citizen)	3/4/2019 12:55 PM
13	Boating safety	2/19/2019 3:19 PM
14	Husband happy with dog park	2/19/2019 12:24 PM
15	Tai Chi and/or Qigong	2/13/2019 5:15 PM
16	Evening programs for adult fitness and wellness	2/13/2019 9:25 AM
17	Homeschool Events	2/11/2019 1:55 PM
18	Paxton Park	2/10/2019 11:45 AM
19	Golf youth & women	2/9/2019 5:26 PM
20	hold baseball tournaments	2/6/2019 10:25 AM
21	Golf instruction for middle school boys and girls	2/5/2019 7:31 PM
22	Golf/tennis	2/5/2019 10:43 AM
23	Indoor and outdoor pickleball courts	2/5/2019 10:30 AM
24	Adult learn to swim	2/5/2019 10:23 AM
25	Early morning & evening fitness programs for working adults	2/4/2019 10:36 PM
26	Golf Lessons	2/4/2019 10:21 PM
27	More yoga classes	2/4/2019 9:38 PM
28	Upgrade Paxton park golf course	2/4/2019 7:41 PM
29	Junior golf at Paxton Park	2/4/2019 3:30 PM
30	Golf course	2/4/2019 2:57 PM
31	I	2/4/2019 2:03 PM
32	none of the above	2/4/2019 1:50 PM
33	Youth golf lessons	2/4/2019 11:55 AM
34	Golf scholarships	2/4/2019 10:34 AM
35	Paxton golf	2/4/2019 10:31 AM
36	Golf	2/4/2019 10:28 AM
37	Golf course	2/4/2019 10:25 AM
38	Golf Course Programs	2/4/2019 10:22 AM
39	golf	2/4/2019 9:44 AM
40	yoga for 20-50	2/4/2019 9:18 AM
41	Junior golf	2/3/2019 4:40 PM

Paducah Parks & Recreation Master Plan Survey

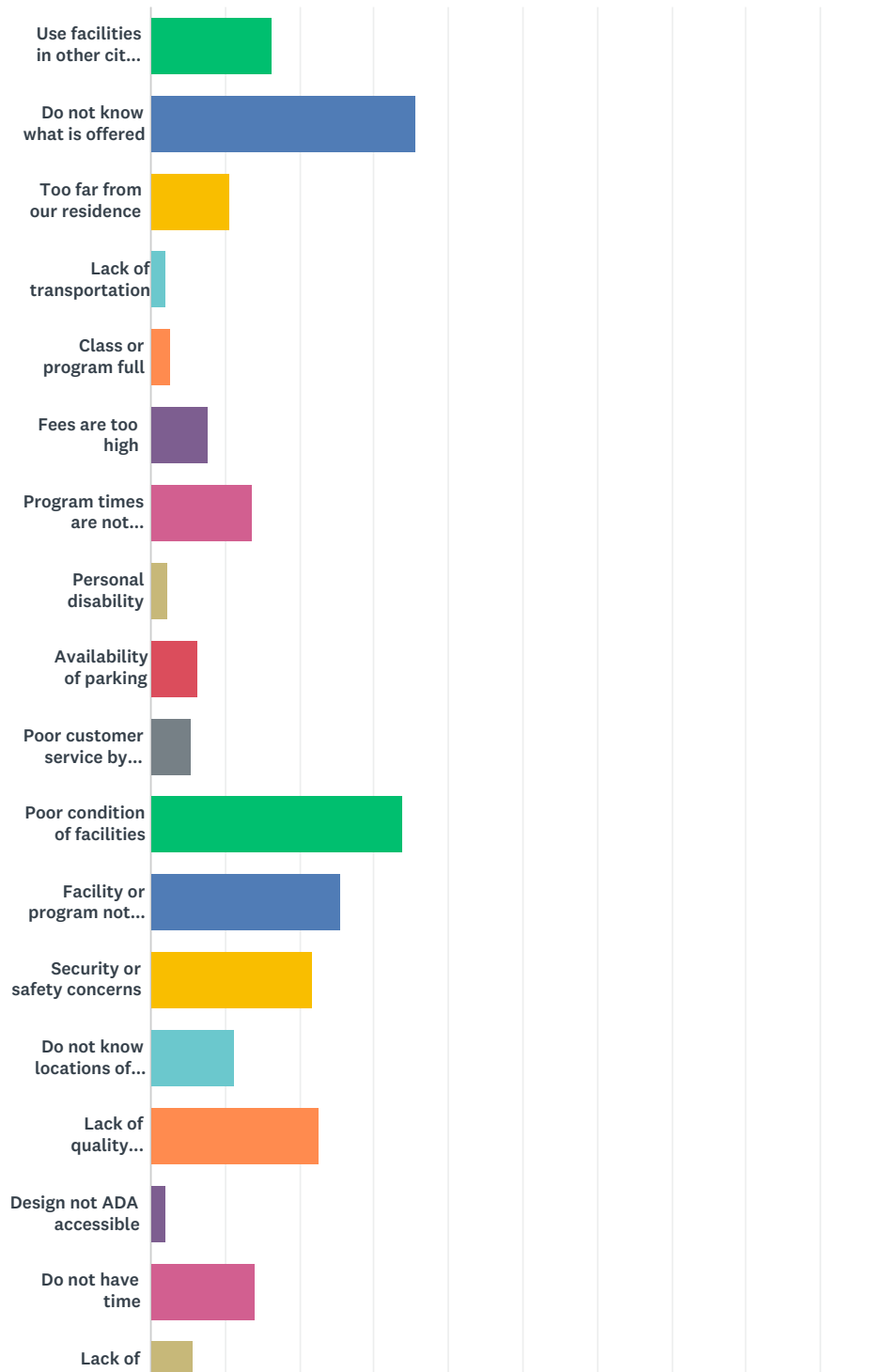
42	youth at paxton park	2/3/2019 3:15 PM
43	Youth golf programs at Paxton Park	2/3/2019 10:39 AM
44	Bicycle safety	2/2/2019 8:21 PM
45	Na	2/2/2019 12:54 PM
46	none	2/2/2019 7:30 AM
47	Golf programs for youth	2/1/2019 10:58 PM
48	Golf programs	2/1/2019 11:35 AM
49	Saturday Night's Downtown Paducah	2/1/2019 11:33 AM
50	Youth golf instruction	2/1/2019 10:59 AM
51	Youth gymnastics	2/1/2019 12:52 AM
52	Golf	2/1/2019 12:10 AM
53	N/a	2/1/2019 12:10 AM
54	I	2/1/2019 12:02 AM
55	Baseball complex	1/31/2019 11:54 PM
56	Indoor and outdoor soccer fields	1/31/2019 11:36 PM
57	Travel baseball tournaments	1/31/2019 11:17 PM
58	Red Cross lifeguard training	1/31/2019 9:40 PM
59	Golf improvement b	1/31/2019 9:04 PM
60	Pickleball courts	1/31/2019 8:31 PM
61	All recreational soccer programs to work together and offer better quality	1/31/2019 7:43 PM
62	Running	1/31/2019 7:33 PM
63	Golf Instruction	1/31/2019 6:14 PM
64	Stand alone Pickleball's courts	1/31/2019 5:44 PM
65	Senior sports network	1/31/2019 3:10 PM
66	Paxton Park funding (public) and ice skating rink for 'livability index'.....	1/31/2019 1:03 PM
67	Areas at Paxton Park. Improvements	1/31/2019 12:42 PM
68	Golf	1/31/2019 10:41 AM
69	Paxton park	1/31/2019 8:40 AM
70	Pickelball programs	1/31/2019 7:57 AM
71	Soccer, baseball	1/31/2019 12:06 AM
72	We need to bring back parks and recreation at each housing site	1/30/2019 11:12 PM
73	Soccer	1/30/2019 10:18 PM
74	Competitive Youth Sports tournament activity - Host Regional Tournaments must improve youth sports facilities	1/30/2019 10:00 PM
75	There is not a lot of youth programs in the summer	1/30/2019 8:21 PM
76	Ice rink!	1/30/2019 8:10 PM
77	Travel baseball/ softball tournaments	1/30/2019 5:10 PM
78	Soccer Improvements in all areas	1/30/2019 2:14 PM
79	Soccer field	1/30/2019 1:55 PM
80	Turf soccer fields	1/30/2019 1:54 PM
81	Teen programs and after school programs to expose youth to golf and the beauty of Paxton Park.	1/30/2019 12:37 PM

Paducah Parks & Recreation Master Plan Survey

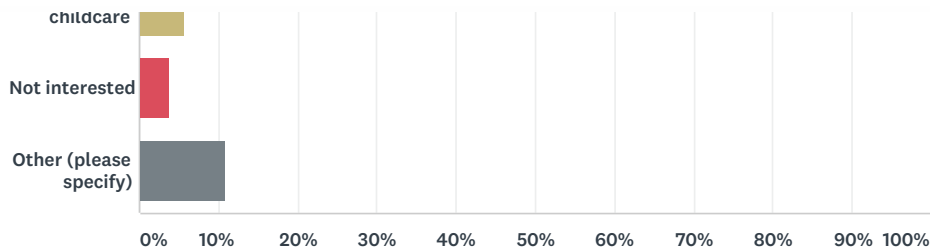
82	A zoo would be cool.	1/29/2019 5:23 PM
83	A disc golf program for children on up	1/27/2019 10:22 AM
84	We spend thousands playing travel ball and end up playing Paducah teams in other cities.	1/25/2019 8:36 PM
85	Disc golf course at NOBLE PARK	1/25/2019 8:08 PM
86	Business incentives	1/25/2019 5:59 PM
87	Business incentive	1/25/2019 5:53 PM
88	None	1/25/2019 4:41 PM
89	DISC GOLF!! another course and more baskets/expansion at Stuart Nelson	1/25/2019 12:34 PM
90	advertise what you do. I never see anything in the newspaper on sports programming and tornado league football for kids	1/25/2019 10:08 AM
91	Disc golf	1/25/2019 5:40 AM
92	pets and owners programs...	1/24/2019 10:23 PM
93	I am not 50 years old	1/24/2019 9:10 PM
94	Baseball/softball batting cages	1/24/2019 8:21 PM
95	Disc Golf Clubs	1/24/2019 11:58 AM
96	Tumbling classes	1/23/2019 10:56 PM
97	Business incentives	1/23/2019 5:32 PM
98	facilities to host swim, baseball and soccer tournaments	1/23/2019 1:40 PM
99	Disc golf	1/23/2019 8:21 AM
100	Pets to include cats (indoor/outdoor exercise)	1/22/2019 11:41 PM
101	Ok	1/22/2019 10:04 PM
102	Jobs	1/22/2019 7:20 PM
103	Shooting sports	1/22/2019 5:45 PM
104	Any new or expanded program should not have more tax dollars spent on it.	1/22/2019 5:14 PM
105	Business	1/22/2019 2:17 PM
106	Park for drug addicts to hang out and exchange drugs and not worry about being arrested	1/22/2019 1:34 PM

Q12 Please check ALL the reasons that keep you (or those who live with you) from using parks, recreation facilities, trails, and programs of the Paducah Parks and Recreation Department more often

Answered: 1,124 Skipped: 337



Paducah Parks & Recreation Master Plan Survey



ANSWER CHOICES	RESPONSES	
Use facilities in other cities or other providers in Paducah	16.37%	184
Do not know what is offered	35.59%	400
Too far from our residence	10.59%	119
Lack of transportation	2.05%	23
Class or program full	2.76%	31
Fees are too high	7.74%	87
Program times are not convenient	13.70%	154
Personal disability	2.40%	27
Availability of parking	6.32%	71
Poor customer service by staff	5.34%	60
Poor condition of facilities	33.99%	382
Facility or program not offered	25.53%	287
Security or safety concerns	21.80%	245
Do not know locations of facilities	11.39%	128
Lack of quality programs	22.60%	254
Design not ADA accessible	2.05%	23
Do not have time	14.06%	158
Lack of childcare	5.69%	64
Not interested	3.74%	42
Other (please specify)	10.85%	122
Total Respondents: 1,124		

#	OTHER (PLEASE SPECIFY)	DATE
1	No Shade	4/22/2019 2:33 PM
2	Lack of baby pool at Noble park	4/22/2019 11:40 AM
3	We go all the time	4/22/2019 11:13 AM
4	We go all the time	4/22/2019 11:02 AM
5	No item listed by person surveyed, just checked other	4/22/2019 10:20 AM
6	Some racist comments whereas I don't get treated differently when I go to other cities in other states.	4/19/2019 6:16 PM

Paducah Parks & Recreation Master Plan Survey

7	My family participates in all the above	4/19/2019 10:23 AM
8	Noble park doesn't have shade on the large play ground, which makes it so hot in the summer it burns the kids to touch it.	4/14/2019 10:16 PM
9	The Lone Oak Park always has a someone sitting in their car, parked near the play ground for hours at a time. It looks very sketchy.	4/12/2019 10:19 AM
10	I go to Noble Park to walk. I think Noble Park is fantastic. Sometimes it is very crowded though, & depending on what time of day you are there the Parking can be quite full! I also think that if this is going to be completely indoor, that perhaps a Bowling Area along with perhaps a place for Paintball, & a Skating Center like we had when I was a teen & into my adulthood. All 3 might be considered!	4/12/2019 9:10 AM
11	Need more trash cans and better maintenance!	4/12/2019 7:07 AM
12	These reason are personal responsibility not something suggesting a change in current activities.	4/1/2019 4:25 PM
13	No indoor pool.	3/31/2019 9:24 AM
14	My family lives in Calloway County, otherwise, we would utilize the parks every week! In	3/30/2019 9:27 AM
15	My children are grown/grandchild is too young	3/29/2019 5:02 PM
16	Lack of drainage on greenway trail	3/29/2019 4:14 PM
17	Just not enough personal time	3/29/2019 11:51 AM
18	Pet owners not obeying leash laws especially at the Discgolf park and Greenway	3/20/2019 9:46 AM
19	little to no shelter at dog park/ muddy	3/13/2019 3:33 PM
20	No Table Tennis	3/13/2019 8:29 AM
21	High fees specifically in regards to Noble Park Pool.	3/1/2019 3:00 PM
22	the martial arts program cost too much! overall alll lacks variety	2/20/2019 3:14 PM
23	Specifically the riverfront. It often looks trashy and overgrown. The stretch that goes by Schultz park always feel iffy, no real walking path there.	2/20/2019 12:28 PM
24	Classes are only offered at one time	2/18/2019 12:00 PM
25	Too dark after day light is gone	2/14/2019 3:27 PM
26	Transportion for students and families and fees are too high for students.	2/12/2019 6:00 PM
27	No facility available	2/12/2019 5:48 PM
28	Because we don't have larger 50 m pools.	2/12/2019 11:48 AM
29	outdoor pool is closed evenings, weekends	2/11/2019 5:27 PM
30	a place is needed for baseball/softball tournaments	2/6/2019 10:57 AM
31	Lack of facilities offered in Paducah	2/5/2019 10:30 AM
32	Will sometimes go to other parks to run because the trails are longer and more secluded/peaceful	2/4/2019 10:55 PM
33	Not interested in most programs, enjoy Paxton Park a lot	2/4/2019 10:48 AM
34	Golf course is sometimes full.	2/4/2019 10:28 AM
35	Have to pay s private club to do lap swimming.	2/4/2019 9:32 AM
36	older agelimits my possibilities	2/3/2019 3:15 PM
37	Large sports plex facilities in cities such as Elizabethtown, KY are where our soccer team is forced to travel to play. We drive 3-4 hours per weekend for our travel team to play in a league. Their sportspark is something Paducah could have.	2/3/2019 11:58 AM
38	Only Park that I am interested in is Paxton Park	2/3/2019 10:39 AM
39	Concessions not available	2/3/2019 1:19 AM
40	No	2/2/2019 9:34 PM
41	No paved trails/sidewalks to skate on. No community gardens to use.	2/2/2019 7:02 PM

Paducah Parks & Recreation Master Plan Survey

42	More Better Bathrooms	2/2/2019 5:13 PM
43	Na	2/2/2019 12:54 PM
44	I use our parks often and plan to continue by myself and with my family & six grandchildren. Our parks get better every year-thank you!	2/1/2019 10:07 PM
45	mowing would improve attendance (Lone Oak & Noble)	2/1/2019 2:58 PM
46	I don't go as often in the winter months due to time change. With it being dark by 4 or 5, I'd prefer not to walk the trails since they're not lit.	2/1/2019 1:09 PM
47	Not enough programs after 5 p.m.	2/1/2019 2:54 AM
48	No water fitness or fitness type programs	2/1/2019 1:45 AM
49	Like the Greenway Trail, but it could use some maintenance. Hard to use it after a rain and not get your feet wet.	2/1/2019 12:54 AM
50	Youth summer camp discriminates, based on income.	2/1/2019 12:52 AM
51	Some facilities are in poor condition or considered not safe enough. Other facilities are good and we appreciate that! We would love to see the priorities be to be cleaner/better bathrooms, safety, and a better field complex to host baseball tournaments.	1/31/2019 11:55 PM
52	No good sports complex	1/31/2019 11:54 PM
53	Lack of indoor or outdoor soccer fields	1/31/2019 11:36 PM
54	Amenities are not available	1/31/2019 10:15 PM
55	There is no 50 meter/25 yard pool triathletes can use or the swim team	1/31/2019 9:07 PM
56	Facilities needed upgraded	1/31/2019 8:21 PM
57	No quality indoor pool or fitness center	1/31/2019 8:19 PM
58	Ice skating rink	1/31/2019 8:18 PM
59	We could have multiple soccer, baseball, and swim tournaments generating lots of money for the city through tourism expenditures, but our city lacks adequate parks for ANY of those sports. The current soccer park has horrible parking, no lights due to it sitting on top of the old city dump so the electricity isn't even an option, and no restrooms for the kids/parents to use. This park and the baseball park at Noble are an embarrassment to the athletes when hosting teams from other areas.	1/31/2019 7:19 PM
60	Need a new soccer complex BAD	1/31/2019 6:02 PM
61	We use many of the facilities but if more was offered before and after working hours we would use more.	1/31/2019 5:22 PM
62	Just the distance that we live from the parks. I use the Greenway trail often. We live out by the airport. I would use it more especially after work.	1/31/2019 4:03 PM
63	Goose/duck excrement in Noble Park	1/31/2019 3:10 PM
64	Lack of a quality soccer complex	1/31/2019 2:27 PM
65	The availability of swim lessons is kept us out 2 years in a row. They fill up so fast! I also think the noble park pool house could be improved. The pool itself is awesome. The dressing rooms are gross.	1/31/2019 1:58 PM
66	I love walking the trails, but people who smoke on the paths keep me from going to the nature trails.	1/31/2019 1:43 PM
67	Communication and better information on websites	1/31/2019 1:35 PM
68	again, the outdoor soccer facilities are poor and inadequate	1/31/2019 12:35 PM
69	Safety is a major concern at Noble Park - even in daylight hours	1/31/2019 12:07 PM
70	I use them a lot - but many need upgrading	1/31/2019 10:19 AM
71	Am traveling other places/towns for baseball tournaments	1/31/2019 12:38 AM
72	Development at each housing site	1/30/2019 11:12 PM

Paducah Parks & Recreation Master Plan Survey

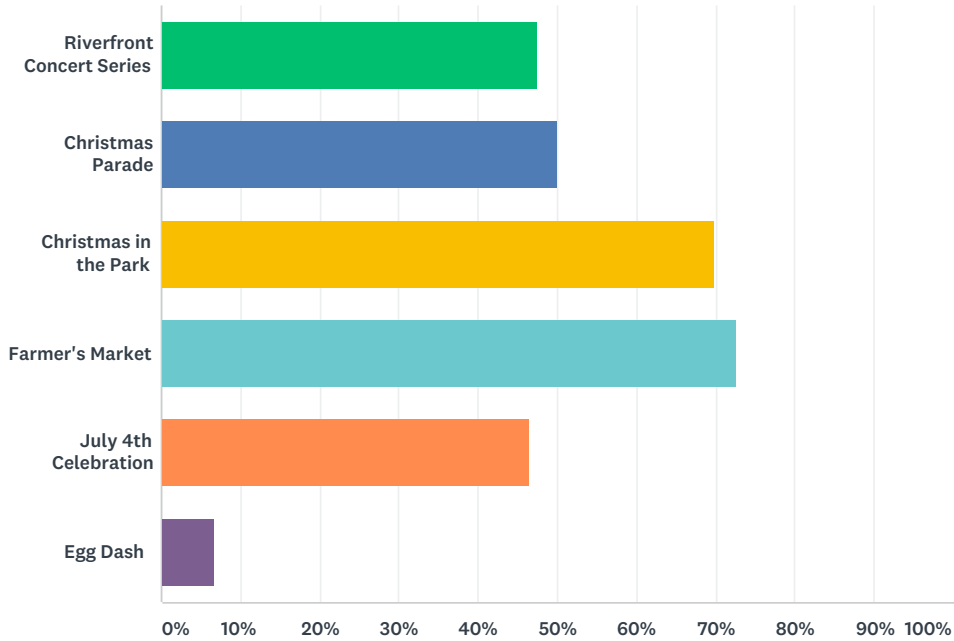
73	Lack of lighting on the soccer fields	1/30/2019 10:32 PM
74	Facilities are inferior to those in other cities such as Bowling Green, Owensboro, etc.	1/30/2019 10:00 PM
75	There are not a lot of youth programs in the summer	1/30/2019 8:21 PM
76	Location	1/30/2019 8:10 PM
77	The current McCracken soccer fields are dangerous and not conducive to large coordinated events.	1/30/2019 4:13 PM
78	Soccer fields	1/30/2019 1:55 PM
79	Not that good of soccer fields	1/30/2019 1:54 PM
80	The duck/goose fecies in Noble Park is atrocious. It makes is nearly impossible to have an enjoyable walk or to use a stroller on the walking path around the lake. Would be much better to try to move the ducks/geese to a different location and maybe try a couple of swans & call it "Swan Lake" instead of encouraging the ducks/geese.	1/30/2019 12:29 PM
81	Greenway Trail near riverfront goes by sewage plant	1/29/2019 4:01 PM
82	Need more classes during non-work hours	1/29/2019 2:41 PM
83	lack of side walks and bike lanes from downtown to mall area	1/29/2019 10:05 AM
84	Greenway trail could use more lighting	1/28/2019 11:26 AM
85	We need a facility in the county to use instead of the Plex.	1/27/2019 5:15 PM
86	No restrooms at Stuart Nelson park.	1/27/2019 10:22 AM
87	Specifically at the Disc Golf. We need signs along I 24. People look for this.	1/27/2019 7:31 AM
88	These activity are only mentioned on TV and social media AFTER THEY HAPPENED. We cant attend if we dont know about them BEFORE they happened by a week or two so to budget for them	1/26/2019 9:35 PM
89	N/A	1/26/2019 4:23 PM
90	There was one tournament in Paducah last year and it was a train wreck	1/25/2019 8:36 PM
91	Poor conditions is concerning Stewart Nelson park, bathroom facilities other than mobile	1/25/2019 8:08 PM
92	With over 40 parks, it's just too difficult to choose	1/25/2019 5:59 PM
93	Waste of tax payers money	1/25/2019 5:53 PM
94	No summer volleyball programs outdoors.	1/25/2019 2:47 PM
95	programs for older teens instead of cutting off at 12 or so	1/25/2019 2:02 PM
96	not within walking distance	1/25/2019 12:57 PM
97	Goose crap all over noble park	1/25/2019 12:34 PM
98	Competition pool for Paducah swim team.	1/25/2019 11:11 AM
99	Cost to rent/use facilities are too high	1/25/2019 10:36 AM
100	no boxing program	1/25/2019 10:08 AM
101	just moved here in sept and the pool was never open..	1/24/2019 10:23 PM
102	last time I was at Noble Park with a busload of kids I saw one of the parks guys sleeping in his truck and that was in the summer of 2018	1/24/2019 9:10 PM
103	How does Mayfield have a Y but not Paducah???	1/24/2019 8:21 PM
104	The 50 parks are waste of money. Use money to recruit business and give incentives	1/24/2019 12:13 PM
105	Disc Golf Course grass not kept up and mowed	1/24/2019 11:58 AM
106	Lack of personal time (not your problem)	1/24/2019 11:42 AM
107	Too car centric. Move the cars to the perimeter of NP so the walking is more peaceful.	1/23/2019 10:24 PM
108	I worry when our daughter runs the greenway trail by herself - when I ride my bike there by myself, there are some scary people hanging out	1/23/2019 2:48 PM

Paducah Parks & Recreation Master Plan Survey

109	N/a	1/23/2019 8:21 AM
110	Not in our neighborhood -west end. Everything is geared to lowertown and midtown.	1/23/2019 12:25 AM
111	We need real restrooms, especially at Stuart Nelson and the new health park on 13th	1/22/2019 11:41 PM
112	I don't like going to Noble Park because you can't take 2 steps without stepping in goose poop	1/22/2019 11:21 PM
113	Often traveling out of town for other quality park Discgolf courses.	1/22/2019 11:08 PM
114	There are no large parks in the county	1/22/2019 10:57 PM
115	Facilities dont compare to neighbor cities.far example mayfield has a miniature golf course.they have upgraded there ball parks and fairgrounds.i went to several things at fairgrounds.they aircobditioned there expo center.they just opened an indoor sports plex.they have a great ymca.they have car shows every month all summer.huge crowds.they have bands downtown july and august.we have nothing to do.	1/22/2019 9:24 PM
116	Need to maintain facilities better. Trash cans. Trees	1/22/2019 8:05 PM
117	Greenway Trail.... perfect road for folks to be robbed, murdered, raped	1/22/2019 7:20 PM
118	The city is becoming to overbearing. First the toy run, then the mlk day march the insurance thing is just trying to extort money from taxpayers	1/22/2019 5:29 PM
119	dog park is still muddy	1/22/2019 5:00 PM
120	No indoor pool	1/22/2019 2:16 PM
121	Easy to be robbed, raped, murdered on Greenway trail	1/22/2019 1:34 PM
122	N/A. I think our local Parks Dept does a good job with what they have.	1/22/2019 1:14 PM

Q13 Please select all of the City of Paducah sponsored special events in which you or members of your household have participated in the past year.

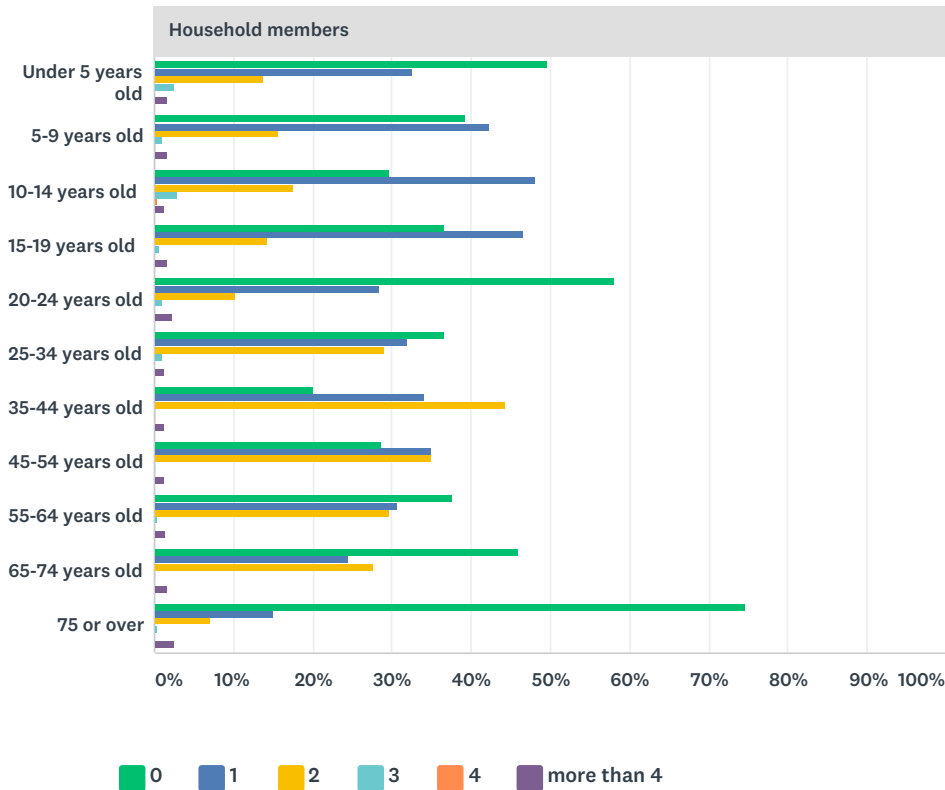
Answered: 1,089 Skipped: 372



ANSWER CHOICES	RESPONSES
Riverfront Concert Series	47.57% 518
Christmas Parade	49.95% 544
Christmas in the Park	69.97% 762
Farmer's Market	72.64% 791
July 4th Celebration	46.37% 505
Egg Dash	6.61% 72
Total Respondents: 1,089	

Q14 Counting yourself, how many people in your household are of the following ages?

Answered: 1,272 Skipped: 189



Household members							
	0	1	2	3	4	MORE THAN 4	TOTAL
Under 5 years old	49.49%	32.73%	13.74%	2.42%	0.00%	1.62%	495
	245	162	68	12	0	8	
5-9 years old	39.23%	42.17%	15.65%	1.10%	0.18%	1.66%	543
	213	229	85	6	1	9	
10-14 years old	29.64%	48.18%	17.50%	2.95%	0.52%	1.21%	577
	171	278	101	17	3	7	
15-19 years old	36.67%	46.67%	14.22%	0.67%	0.00%	1.78%	450
	165	210	64	3	0	8	
20-24 years old	58.06%	28.39%	10.32%	0.97%	0.00%	2.26%	310
	180	88	32	3	0	7	
25-34 years old	36.59%	31.93%	29.05%	1.11%	0.00%	1.33%	451
	165	144	131	5	0	6	
35-44 years old	20.07%	34.16%	44.28%	0.17%	0.17%	1.16%	603
	121	206	267	1	1	7	
45-54 years old	28.75%	34.91%	34.91%	0.21%	0.00%	1.23%	487
	140	170	170	1	0	6	

Paducah Parks & Recreation Master Plan Survey

55-64 years old	37.62% 158	30.71% 129	29.76% 125	0.48% 2	0.00% 0	1.43% 6	420
65-74 years old	45.98% 160	24.43% 85	27.59% 96	0.29% 1	0.00% 0	1.72% 6	348
75 or over	74.79% 178	15.13% 36	7.14% 17	0.42% 1	0.00% 0	2.52% 6	238

Paducah Parks & Recreation Master Plan Survey

Q15 What recommendations would you like for the City of Paducah to consider in the Master Plan?

Answered: 841 Skipped: 620

#	RESPONSES	DATE
1	Baseball - consider turf to limit weather cancellations Walking/Running trail with exercise stations (e.g. pull-ups, dips, etc.)	5/2/2019 3:28 PM
2	Can't really think of anything. I like what you're doing.	4/25/2019 3:46 PM
3	Rec Center!	4/25/2019 9:18 AM
4	Indoor pool/splash pad	4/25/2019 8:59 AM
5	More programs for learning	4/22/2019 2:37 PM
6	More small parks	4/22/2019 2:33 PM
7	More special activities	4/22/2019 11:14 AM
8	Please consider an amusement park, concession stands, ampitheater events because these are all things that adults and children alike can enjoy and benefit on income with. Sell cheaper, more reasonable price tickets, food and drinks, games, tickets cheaper priced for events at the theater and boothe rent to sell merchandise..the area will have more travelling to enjoy vacations, holidays, moving to the area and there will be more money, business and incomes and expansion for job opportunities.	4/19/2019 6:27 PM
9	More kids programs!	4/19/2019 10:53 AM
10	Sidewalk	4/19/2019 10:36 AM
11	Paducah needs a complex for soccer and baseball/ softball tournaments. From personal experience we had sons and now a Grandson on traveling soccer teams. We would stay weekends in other towns. These tournaments are big money makers! We preferred to go to tournaments that were close to Malls, hotels and eating places. When you are in a strange town you want all of these things to be close together. Sometimes you only have a short amount of time between games and you can't spend that time driving back to a hotel on the other side of town, or trying to find a place to eat! The Plex on Highway 60 would be perfect! It is close to hotels, eating places and shopping! Also many medical facilities are nearby if needed.	4/16/2019 8:37 PM
12	Sports complex	4/16/2019 6:47 PM
13	Indoor pool	4/16/2019 5:28 PM
14	We need an indoor pool aquatics center. And a good soccer and baseball facility.	4/16/2019 4:43 PM
15	City/county need to revamp the current Sportsplex. It is centrally located near the new high school (which was decided to be centrally located). It is near the mall area with proximity to food and hotels for sports tournaments. It is also away from the busy areas of downtown paducah so as not to cause more traffic/parking problems. And it has to be cheaper to buy and remodel to upgrade what paducah already offers and it's for sale! It will cost much more to buy such a large piece of property and completely build a new structure from the ground up! The current sports Plex needs work but is also convenient to the current high school making it convenient for the high school athletes/teams to make easy use of to after school! The issue of the surrounding flood plan area is not much different than the greenway trail or Stuart Nelson park that has to be closed during extremely high rains. It will take some planning but still will be cheaper overall. Paducah needs to financial boost of bringing in sports Tournaments and the current Plex already hosts some of these. Please spend responsibly with our tax dollars!	4/16/2019 4:00 PM
16	Use the current SportsPlex as a starting point. We need something this big. It would cost too much to build another one.	4/16/2019 2:12 PM
17	Indoor basketball/volleyball courts. The sports plex is a poorly designed and run embarrassment. It needs to be torn down. The city should not consider buying it. PLEASE copy Cape Girardeau's sports plex. This is a first class facility.	4/15/2019 10:18 PM

Paducah Parks & Recreation Master Plan Survey

18	A sports plex on the south side of town would help build it up more and make it more attractive. The Southside has become the “seedy” area and no one wants to live there or raise a family there. I haven’t lived in the area for over 20 years but I believe it needs an economic boost.	4/15/2019 10:27 AM
19	City water parks Family centered activities Game rooms for youth but heavily monitored New bowling alleys (bright and clean) New skating rink, separate area for “aggressive skating”	4/14/2019 11:36 PM
20	My family drove through the Information Age Park tonight and I wanted to express how great of a space that would be for this complex. The park is underdeveloped, which would provide so much space for customization of a complex. It is also very close to the mall area (leaving one side of park) or Lone Oak area (leaving off Blandville Side of Park) for convenient pre/ post game meals and lodging for out of town guests. Entry can be made from two entrances (two separate exits off 1-24). Logistically speaking and space for development, I wanted to pass along this idea to this committee. Thank you for your hard work to improve this community!	4/14/2019 10:21 PM
21	Make it a premiere destination sports facility that is run by quality, dedicated people and you will succeed! We have travelled to Franklin and Gatlinburg, TN for volleyball tournaments... and St. Louis, Mo for soccer leagues in order to have high quality opponents and good facilities. Go to Gatlinburg and see the Rocky Top Sports World for inspiration of what is needed!	4/14/2019 8:14 PM
22	Something for children and adults within city limits. Besides Noble Park we have few places to take our son during the spring and summer. Downtown does offer a few things, but he loves to play outside, swim and sports, so it would be nice in city limits. we live just outside the city so something within the city would be more accessible for us. Plus I feel that McCracken County has a newer school and other outdoors areas, I would love to see they city given the same advantage for its residents.	4/14/2019 2:44 PM
23	Better location of facilities with security/safety measures	4/14/2019 1:40 PM
24	I'd like to see the addition of game rooms/space for tabletop (Dungeons & Dragons, collectible card games like Pokemon and Magic: The Gathering) spaces for people to use.	4/14/2019 10:38 AM
25	A swimming pool that could accommodate swim meets and diving lessons would be a huge asset. I also think offering a quality martial arts program would be beneficial. We very much enjoy the farmers market, but would love to see it in a more central location.	4/13/2019 11:14 AM
26	Somewhere for a group of people to meet and play table tennis every week would be fantastic. The nearest table tennis club is in Lexington. All I'm asking for is some reserved time on a basketball court once a week and for where ever the tables are stored to be accessible so the club can set it up.	4/13/2019 7:59 AM
27	Indoor swimming pool and kids area like Marion, IL.	4/12/2019 11:58 PM
28	Softball/ baseball fields at least 8 to host tournaments. My daughter plays travel ball and when go out of town to tournaments literally every hotel is booked up, restaurants are packed. These towns host tournaments every weekend. The last tournament we went to the park alone for the weekend made 20k. They charge 12-15 just to get in the gate per person!	4/12/2019 11:18 PM
29	I would like to see the complex built at the old Fleming Furniture Building and the fields be built on the land next door to it. This would be in close proximity to all the hotels, restaurants and the interstate.	4/12/2019 8:36 PM
30	Please consider the low income city kids not just the travel ball teams or swim teams. Kids need to be able to walk or safely bike to this place to use it daily. Thank you!!!	4/12/2019 8:32 PM
31	All facilities are concentrated in the downtown/West End. We would love to use the Parks facilities, but we live at the other end of the county.	4/12/2019 8:19 PM
32	Outdoor complex for baseball , softball , soccer that is quality that Brings tournaments to Paducah . We travel several hours on weekends to play these sports and spend money in hotels , restaurants. Shopping. These tournaments could be played in our town just as well as other cities but there isn't a complex to provide this service	4/12/2019 6:30 PM
33	Premier baseball & softball fields are very much needed. Instead of sending our money to other cities on a weekly basis, let's keep it here & bring it in from out of town teams.	4/12/2019 5:29 PM
34	The locations, affordability, and accessibility of families of low SES backgrounds	4/12/2019 5:22 PM
35	We need state-of-the-art art facilities to be able to host large tournaments for basketball, volleyball, baseball, softball, soccer, etc. We travel hours away for tournaments that bring a lot of money to those communities, we need to be able to host these kind of events.	4/12/2019 5:01 PM

Paducah Parks & Recreation Master Plan Survey

36	Be more aggressive. Codes and regulators hurting bringing in City/ county business.	4/12/2019 3:38 PM
37	More programs for seniors that are affordable	4/12/2019 2:37 PM
38	Regional Sports Complex with a large lake or lakes for kayaking, canoeing and fishing. Covered pavilions overlooking the lake for picnic areas. Similar to Mike Miller Park but on a larger scale.	4/12/2019 2:25 PM
39	Baseball/softball!!!!!! We are traveling every weekend mainly to central Kentucky and Tennessee to find available places to play! Tournament directors have said they would have tournaments here because our area is a meeting place for many teams across the southern and northern United States. Cape Girardeau is hosting a softball tournament in a few weeks that has teams coming from Alaska just to play good competition. There is a great opportunity here and McCracken county is missing out on tons of revenue.	4/12/2019 10:27 AM
40	Which ever project is chosen it needs to be budget minded but with the most revenue potential. I would expect to see multiple bids and the job to be completed in a timely manner.	4/12/2019 10:22 AM
41	I believe this would be a wonderful idea to have because it would be a place kids would be able to go maybe after school or somewhere during the winter time or on school breaks so we can keep our kids out of the streets. I just hate to see our kids out here knowing we can do better with our community and we choose to spend the money to fix roads or things of that nature. WE NEED TO THINK ABOUT OUR KIDS and this next few generations that are coming up!!!	4/12/2019 10:12 AM
42	Consider an indoor space for table-tennis (ping pongs), lawn-tennis and soccer.	4/12/2019 9:20 AM
43	Showers, A First Aid Center, & of course Safety as things are much different these days!	4/12/2019 9:14 AM
44	I feel like a well ran baseball complex would be great for the city	4/12/2019 8:57 AM
45	Updates to bathroom at spray park. Expanding programs for senior citizens.	4/12/2019 8:48 AM
46	I would like to see the master plan developed around the Noble Park area. It has been the center of family activities for many years for city and McCracken Co residents.	4/12/2019 8:44 AM
47	I think they should look at putting this building behind the WalMart on the Southside. Everything shouldn't have to be by the mall!!	4/12/2019 8:44 AM
48	Put it in the city	4/12/2019 8:43 AM
49	From a revenue standpoint: Pay-to-play creates money by allegedly developing players. Those opportunities are "available to all" in McCracken Co already but there are so many barriers for Paducah City families to get their children to these resources, especially time & location. There are PLENTY of talented athletes and potential coaches right here in the city who need the chance to thrive & grow as well. If we already have a Sports Plex in the county but still need to discuss building ANOTHER location, let's try things out in the city for a change. Noble Park would be amazing. It feels like the "center" of it all and there is already so much to expand upon (pools, trails, Parks & Rec, playgrounds, fields/courts, LAND). We put all of our main attractions in the county (which translates to money) and wonder why our city (downtown included) is drying up. Unless that is your intentions, something needs to change and this would be a great start.	4/12/2019 8:42 AM
50	Indoor football field full size with walking track around it. It can also be used for lacross and soccer.	4/12/2019 8:29 AM
51	Indoor aquatics facility! Indoor track!	4/12/2019 8:22 AM
52	McCracken County needs a nice softball/baseball facility. There's money being passed up for these teams to travel elsewhere every weekend!	4/12/2019 8:17 AM
53	We are a baseball family and have always suggested a sports complex with fields. We travel around and see communities smaller than paducah with wonderful facilities that bring in so much to their towns. This would be an awesome opportunity for Paducah to expand tourism beyond the Quilt show.	4/12/2019 8:01 AM
54	Check out the carmel clay parks and recreation center in Monon Community Center Carmel, IN. I have been to many sports complex but none compare to that one.	4/12/2019 7:49 AM
55	Baseball and softball fields so tournaments can come here. Understand the sports plex land is a flooding issue but come in and build that up and engineer it for success. You can take the building and add on and make improvements. There is a lot of space inside that isnt even being used. Huge space that could potential be a location for pool. Another large space could be redesigned for larger concession and larger bathrooms.	4/12/2019 7:39 AM
56	Use a realtor that is close to Paducah/MCC, but not in MCC. [REDACTED] works at Keller in Lone Oak but lives in Marshall. She works hard and wouldn't be swayed by politics.	4/12/2019 7:36 AM

Paducah Parks & Recreation Master Plan Survey

57	Get power rates under control!!! Quit spending and tighten your belt like most Working families!!! Always spending money we DONT have! Remember the last soccer park adventure??? \$\$\$\$\$\$ wasted! Hire people who live here and take care of what we have first!	4/12/2019 7:10 AM
58	Build a large complex with plenty of room for expansion, concessions, parking, sitting, etc. Make our parks pretty with nice landscaping etc	4/12/2019 4:07 AM
59	More sports FIELDS, indoor or out. There are not enough places to have organized sporting events, such as tournaments in Paducah for sports such as soccer and football. The McCracken soccer facilities have terrible grounds. Additionally, the facilities that do exist such as the baseball fields at Noble Park, should be better maintained and more amenities such as bathrooms and concession stands should be improved to attract groups and make it an enjoyable place to be. I think that Noble Park is a great option for a Sports Plex facility, as these new improvements will also aid in helping improve or add value and traffic to existing facities already at Noble Park (such as the skate park).	4/12/2019 3:37 AM
60	First of all the city of Paducah has several parks available within the city. As a county resident (Reidland) we would like to see a nice family park available in each of the three county areas. This is so important for kids to be active and families to be able to enjoy time together outdoors in their home area. A playground, picnic areas, dog park, and a walking/bike trail would be nice to enjoy with out ha big to drive across town. Also we run cross country, play soccer, and enjoy walking/riding bikes; recently we visited Elizabethtown for a cross country meet and their sports complex was absolutely amazing. Top notch in all aspects. We commented on how we needed something half as nice in Paducah to bring in revenue and more events for the community. We have the various facilities but they are extremely dated and not at all inviting. Time to bring some excitement, family time, and health back to Paducah. Please invest in our families and our youth.	4/12/2019 1:46 AM
61	Consider aspects regarding post completion. Creating a strategy to maximize use of the facilities for maximum efficiency to bring revenue back to the city.	4/12/2019 1:35 AM
62	I would recommend a large outdoor complex with baseball, softball, soccer, tennis, and football (maybe sand volleyball) fields, and indoor basketball and volleyball courts and regulation sized swimming pool for swim meets. Indoor skating rink if possible, or ice skating... Make sure all of the fields are regulation sized for tournaments (I know Metropolis built new fields awhile back and can't host tournaments because they did not size the fields to regulation). Need very clean, stocked, and accessible concession stands and bathrooms. And add a dog park if possible (because many travel with their pets)! This will all be an AMAZING thing for our area to have and bring so much business to hotels, restaurants, the mall area, and gas stations! I have 5 children, we have been involved in sports for many many years. People travel from all over for these travel tournaments. In between games, they go out to eat, they get snacks from grocery stores and gas stations, and they always need a place to sleep to continue the tournament the next day. I don't think downtown would be a good area for it, most travelers want chain restaurants and stores that they are familiar with and can rely on. I think the Noble Park area would be awesome (as long as flooding can be controlled). It's a happy medium between the mall area, downtown, and would help the few businesses on Joe Clifton. Don't skimp on this guys, if you're going to do it, do it right... go big or go home! And maybe just maybe we can one day get a Chili's and a Target with all this added revenue. Hahahaha Thanks, [REDACTED]	4/12/2019 1:29 AM
63	Need to seriously develop new baseball/softball fields and soccer fields. Travel sports is very popular and other cities such as Cape Girardeau is reaping the benefits of having a top notch baseball/softball complex.	4/12/2019 12:50 AM
64	We need a state of the art baseball/softball facility! We need the Tournaments and money they bring to Paducah. We need a nice place for our kids to play ball and that people from out of town will want to come to. Huge moneymaker!	4/12/2019 12:09 AM
65	Focus on baseball! There's all kinds of money to be made for a well kept baseball facility. It's desperately needed here. Please, please, please! An indoor facility would be an even bigger perk for people wanting to play in the winter.	4/12/2019 12:08 AM
66	Softball	4/12/2019 12:05 AM
67	More outdoor concerts at new area on the riverfront and plays at pavilion in Nobel park expand bike trail add pickle ball please	4/11/2019 5:44 AM
68	More cleanliness	4/6/2019 10:24 AM
69	Create sports complex to bring in teams from all around to bring in revenue to the city and county	4/3/2019 11:58 PM

Paducah Parks & Recreation Master Plan Survey

70	Outdoor soccer, baseball, softball, swimming complex; indoor soccer complex; these facilities would bring revenue for our businesses, hotels, restaurants. It would be a great provision for our families in this community. Our families would not have to travel out of town to compete.	4/1/2019 4:49 PM
71	Boundaries - I see the little things disappear such as the boundaries of greenery that may seem high maintenance but the greenery is what helps make a park truly a park and relaxing and boundaries serve for safety as well when children are playing. I understand it could be seen as a safety hazard but I miss the greenery that set as a guideline to Kolb Park	4/1/2019 4:29 PM
72	indoor/outdoor pickleball facilities, bike trails paved, nature trails & parks	4/1/2019 12:43 PM
73	Please PLEASE PLEASE get some no smoking signs at the playground. We have not ever been to noble park playground where someone is not smoking on the actual playground. Some one smoked while we tried to eat our lunch the entire time we ate on our last visit. You guys do such an amazing job with upkeep of all the playgrounds and equipment. We are so happy to have such awesome parks but seriously need to address smoking.	3/31/2019 11:52 AM
74	Sidewalks, pedestrian ways, and parks in neighborhoods	3/31/2019 11:41 AM
75	Adding/ improving activities for children of all ages.	3/31/2019 11:31 AM
76	Paducah lack of a YMCA or indoor pool is very apparent. Also the Paducah Athletic Club is not convenient or desirable for a city dweller.	3/31/2019 9:26 AM
77	Keep expanding green way trail and build another!	3/30/2019 6:10 PM
78	To me for them to be clean and attractive	3/30/2019 1:19 PM
79	Paducah has become a hub for its residents and surrounding counties. Major growth can only be seen when we invest properly in our schools, roads, Libraries, and parks. The city's return on investment will be high if you continue to develop new, and exciting park programs. Thank you for putting together a Master Plan, and this survey.	3/30/2019 9:31 AM
80	Would love for Paducah to put a aquarium in some place on the river front ! It would be a big draw for people to visit . I also know it would be expensive but I think we could do it . Just my opinion !!☺	3/29/2019 10:05 PM
81	More choices of times. There are a number of people who find Monday through Friday, 9:00 to 5:00, inconvenient.	3/29/2019 8:42 PM
82	Need to replace aging playgrounds. Need to hire more staff so they can offer more programs. Noble Park Pool needs to be replaced with an outdoor aquatic center. More walking/bike trails in different parts of the city. Need to replace sand volleyball court.	3/29/2019 8:13 PM
83	A playground/spray park at the Riverfront/downtown area and other upgrades there, also a marina eventually. More and better events/concerts downtown. Continue improvements and landscaping at Noble Park, maybe the rest of the lake, it looks great! Security and lighting at all facilities Improve soccer fields ~Love Paducah and the beautiful parks and other facilities! I have a new grandson in Paducah and I plan to take him to the parks soon!	3/29/2019 5:25 PM
84	More events like PaBrewCah	3/29/2019 4:16 PM
85	More walking trails around Lone Oak. More riverfront concerts and downtown festivals. Would like to bring back the beer sales for the riverfront concerts.	3/29/2019 3:38 PM
86	Really encourage people of the community to get involved...after all the parks are there for our enjoyment so we should do our part.	3/29/2019 3:06 PM
87	Soccer, softball, baseball complex.	3/29/2019 1:32 PM
88	We are newer to the area. I would love to know where more of these parks are located! Thank you	3/29/2019 1:29 PM
89	Sidewalks, sidewalks, sidewalks...	3/29/2019 12:36 PM
90	I'd like to see facilities built or expanded that would benefit young families and attract people to our community. I'd also like to see a parks committee developed to oversee the maintenance of what we have.	3/29/2019 12:11 PM
91	Municipal Broadband	3/29/2019 12:00 PM
92	sidewalks down buckner lane and out to mall on pecan	3/26/2019 3:47 PM
93	More funding for Paxton Park Golf Course	3/26/2019 2:53 PM

Paducah Parks & Recreation Master Plan Survey

94	I would love to see a new Greenway with little disruption to natural areas. I feel that a new trail on the floodwall along Husbands rd would be beneficial. There is an RV park there and access from I24. Information Age Park would be another great place for parks and a Greenway.	3/20/2019 9:50 AM
95	indoor pool	3/15/2019 2:29 PM
96	baseball/softball sports complex indoor & outdoor	3/15/2019 2:25 PM
97	commuting bike lanes in traffic areas, locate Greenway Trail over flood berm around show room riverfront & expand trail all around perimeter of Paducah. Pedestrian connection around town points of interest. more small pocket parks	3/15/2019 2:23 PM
98	bike lanes, more trails, educating public, PSA announcements	3/15/2019 2:17 PM
99	Aquatic Center & Bike Lanes & Road Markings	3/14/2019 9:19 AM
100	a public park in Concord/West Paducah area	3/13/2019 3:34 PM
101	We would love to see the bike trail expanded . Also we noticed people obviously not dressed like they were present for fitness carrying backpacks walking on the wooded trails. Seemed suspicious . Safety was a concern .	3/13/2019 1:56 PM
102	Forget about the "MASTER PLAN"! Figure out what individual needs exist, that can be financed, but don't fall into the "master plan" trap, as that path leads to over budgeting. Oh yeah, BUY SOME #*X+?>X TABLE TENNIS TABLES!!! It's FAR BETTER exercise than many more highly touted ones, can be played year round(Even outdoor), helps math scores, and has proven to delay early onset Alzheimer's Disease('cause it requires quick reactions, both mental and physical).	3/13/2019 8:39 AM
103	A REC center would be wonderful. Please review plans from other successful city rec centers and parks. Denver, CO has several great ones, and Winter Park, CO has an amazing park on the town where there is a skate park, playground, and a large outdoor concert area. Consider different recreational interests like rock climbing. Swimming and bike trails would be great!	3/12/2019 8:52 PM
104	Extending and upgrading the Greenway trail. A southside park, perhaps on Irvin Cobb Drive in the industrial park area that is well shaded.	3/12/2019 6:55 PM
105	complete walk and bike trail full circle around paducah. sky walks in downtown Paducah connecting buildings	3/12/2019 5:58 PM
106	Indoor pool facility	3/12/2019 5:57 PM
107	Hiking!!!	3/11/2019 11:53 AM
108	All recommendations are needed, city parks are in poor shape. Not enough picnic tables, not enough playground equipment. Our kids need a place that is fun and safe. Kids need something to do in the summertime. We also need something for adults, free concerts. Bring back the Summer Festival, Downtown After Dark. Paducah needs so many improvements in so many areas. There are so many things that could be done to improve the city of Paducah." Better Place to Live, Work and Play" Sending this survey out is all good, let's make something happen,CITY OF PADUCAH.	3/5/2019 7:26 PM
109	Consider a run/walk summer series using the existing 1 Mile/5k course in Bob Noble Park. You could have an every Saturday schedule for 8-10 weekends (skipping holidays or already scheduled 5ks) It wouldn't have to be fancy, just tally up points each race and give some small overall series recognition. Maybe broad age group awards at end of year and most improved. Maybe do best of 7 of 10 or best 5 of 8. (So you wouldn't have to make every race) encourage young kids to do the mile and older kids to start with mile and progress to 5k. Have it start at 8am	3/5/2019 9:38 AM
110	A recreation center that includes multiple things such as an indoor track, indoor basketball courts, indoor pool, fitness equipment, aerobics rooms, etc. Murray State University has a prime example of an amazing recreational center.	3/5/2019 9:28 AM
111	Consider the presentation from September 25 on Youth Chess and the addition of chess tables in the Parks. We haven't forgotten.	3/4/2019 1:00 PM
112	See other parts of this and other survey.	2/28/2019 1:39 PM
113	Concerts, fenced areas for children, indoor playground	2/27/2019 1:55 PM
114	An indoor swimming pool with swim lessons for toddlers would be great!! Please light the greenway trail. Please have more shade in the park, especially around toddler playground. Thank you	2/27/2019 1:28 PM

Paducah Parks & Recreation Master Plan Survey

115	MAINTAIN THE AREAS ALREADY IN EXISTANCE TO A HIGHER LEVEL KEEP WHAT WE ALREADY HAVE LOOKING NICE CLEAN PROFESSIONAL AND USABLE	2/27/2019 1:05 PM
116	build a new sports complex like hopkinsville, draffenville, bowling green, owensboro. The city would rather focus on quilts rather than the youth around here.	2/27/2019 11:05 AM
117	Dog agility course. Need more dog friendly activities	2/27/2019 9:33 AM
118	Complete Development of Lanelle Park in West End area	2/27/2019 9:29 AM
119	Indoor and outdoor pickleball courts. Lighted walking trails. Indoor basketball facility open/available throughout the day in addition to upgraded outdoor basketball courts.	2/26/2019 6:07 PM
120	I'm all about more walking trails of greater length, and more paved biking trails (and bike lanes!). I live in Midtown and would really like to be able to walk to a nearby trail. I would love to take advantage of classes offered at the Rec Center, but I work and would need them to start at 7pm or later during the week.	2/26/2019 5:54 PM
121	Sidewalks and bike lanes	2/25/2019 6:27 PM
122	.	2/23/2019 12:08 AM
123	A indoor track facility would bring a whole lot of attention to Kentucky, and we wouldn't have to travel farther distances to run.	2/22/2019 9:57 AM
124	Add more Confederate monuments. Put up a Confederate flag next to Tilghman statue.	2/21/2019 2:08 PM
125	Plan within your means. No more city taxes.	2/21/2019 12:18 PM
126	Enlist neighborhood help when and where feasible for help in maintenance (trash pick-up, pet dropping clean-up, and other light manual care) where liability issues allow.	2/20/2019 4:34 PM
127	I would love to see more programs offered like Spanish, or arts programs, learn to draw, martial arts and yoga. You have one yoga teacher and limited to what she teaches. maybe you could have variety. The martial arts program is too expensive for my kids to attend. its cost the same as the private programs. maybe offer a less expensive option for families on a budget. please offer zuma, aerobics, group classes. a series of various four week art programs would be nice. we have all these artists in Paducah. maybe various four week programs for learning mechanics, or carpentry. some kind of skill that could help a young person. maybe a cooking class for teens. something to empower people.	2/20/2019 3:19 PM
128	Large concert/festival in Noble Park. Trail maintenance. Shakespeare in the Park. Expanded pool hours...with an adult swim time.	2/20/2019 12:30 PM
129	Running/bike trails, further expansion of the greenway. More spray parks for the summer, or at least improving Coleman park. Include Paducah city baseball program for older boys and girls.	2/19/2019 7:23 PM
130	Do not only consider boating and docking on the river. Those who live here are not using that facility.	2/19/2019 5:19 PM
131	I am for improving what we have, I am not in favor of building new facilities in or with McCracken County. As a tax paying I do not want to pay for facilities that the county residents will use at the City's expense. McCracken County should be the one building sports fields and swimming facilities. If it is a joint project City residents will be paying for these facilities twice.	2/19/2019 3:27 PM
132	Mariners Memorial at Schultz Park	2/19/2019 3:20 PM
133	More smaller parks to increase accessibility for all, especially those with young children for whom a long drive to the park cuts down on play time.	2/19/2019 2:26 PM
134	No projects that interfere with downtown traffic or parking (automobile).	2/19/2019 1:30 PM
135	A usable soccer complex that includes field lighting, turf fields that drain (tiled and properly graded), and some synthetic turf fields. Partner with the County on this???	2/19/2019 1:09 PM
136	Soccer complex, with or without partnership with County Government	2/19/2019 12:33 PM
137	What you're doing looks good. Keep up the good work.	2/19/2019 12:26 PM
138	More choices of exercise programs & more choices of times offered	2/18/2019 12:02 PM
139	Indoor play area for bad weather and cold. Better/more bathrooms that are closer to playgrounds or trails. Clean up existing parks like the one in lone Oak or make a better park. A playground close to the riverfront so there is something for families to do while downtown.	2/18/2019 11:48 AM

Paducah Parks & Recreation Master Plan Survey

140	While it doesn't directly pertain to me, I've attended local AAU baseball tournaments and was extremely disappointed in the lack of restrooms, food, and other necessities that would produce profits and keep big tournaments here in Paducah rather than other smaller cities that have adequate parks to accommodate such tournaments.	2/18/2019 10:36 AM
141	Sports facilities for youth programs so our local teams can host tournaments and not be traveling all the time to other cities. Indoor swimming pool, baseball fields, indoor basketball/volleyball courts. SO much money is spent on youth sports and that money is going to other cities besides Paducah. Build nice facilities and that money can stay here!!!	2/18/2019 3:33 AM
142	Free sports for kids of all ages.	2/17/2019 5:07 PM
143	add more fitness classes at 5:15pm on MONDAYs and THURSDAYS so there are classes for those that still work can attend; I do the belly dancing on Thurs but would like to have Funky Fitness available at 5:15pm Mon-Thursday at 5:15pm Then I would LOVE to see more tennis group activities planned - Round Robins or just a 6-pack round of lessons for all ages. Pickleball, too :) Thank you!	2/15/2019 5:37 PM
144	Continued focus on the outdoor swimming facilities and summer swimming programs (Noble Park). Summer recreational programs (free or subsidized) for the youth are invaluable.	2/14/2019 6:18 PM
145	Indoor pool and track in city. Adult swim teams. Lighted trails. Lighted outdoor tracks. More locals races/runs. Friendly roadside access for bikers.	2/14/2019 3:31 PM
146	We would love to see an indoor recreation area, and indoor pool, and more summer programs for kids. We would love the summer programs for kids at Noble Park to have access to indoor facilities for some of the day due to extreme hot weather or rain. Upgraded bathroom and pool facilities at Noble Park would be fantastic. Also - please extend pool hours to 7or 8pm so that working families can use the pool in the early evening after work.	2/13/2019 5:26 PM
147	Please reduce urban sprawl and find ways to bring more nature, permaculture, and environmentally friendly planning into the city.	2/13/2019 5:17 PM
148	More support for Farmer's Market, consider integrating it with more Community Programs, indoor or upgraded pavilion.	2/13/2019 9:29 AM
149	Affordable programs, extended programs during school season. I work in the City and participate with students.	2/12/2019 6:01 PM
150	Paved bike trails and expanded dog park facilities.	2/12/2019 5:55 PM
151	Build a baseball/softball complex for travel teams. Four years ago, \$3,680,000 a year was flowing out of Paducah because of no facility. Travel teams spend over \$60,000 per year. There is no facility in McCracken County for them.	2/12/2019 5:49 PM
152	Expansive Greenway Trail throughout the City.	2/12/2019 5:45 PM
153	More Senior Programs	2/12/2019 5:42 PM
154	More programs and facilities targeted towards inner city students and adults (specifically soccer).	2/12/2019 5:31 PM
155	My family is active, and we love clearly marked trails such as Greenway. The more walking/riding areas you can provide that are free of car traffic...the better. Also, Paxton Golf Course would be my preferred course to join if I could use my own golf cart. Many of my friends and I play golf as members elsewhere because there is no trail fee! I wish there could be a membership to Paxton Golf Course without having to pay a trail fee.	2/12/2019 4:34 PM
156	Bike lanes around town.	2/12/2019 2:14 PM
157	More bike trails, and bike lanes.	2/12/2019 2:10 PM
158	Acquire more land for parks of the future.	2/12/2019 2:05 PM
159	Outdoor Pickleball Court	2/12/2019 1:57 PM
160	Finish Noble Park pond bank stabilization; finish concrete sidewalks; handrail around Noble Park pond (safety hazard).	2/12/2019 1:50 PM
161	Preference expressed that native species be used as much as possible; they are lower in maintenance and bring more diverse butterflies and birds.	2/12/2019 1:46 PM
162	Consider more funding for Paxton Park Golf Course.	2/12/2019 12:37 PM
163	Walter Jelton Court for girl/women basketball league year round!	2/12/2019 12:05 PM

Paducah Parks & Recreation Master Plan Survey

164	Improve the soccer facilities.	2/12/2019 11:59 AM
165	50 meter lap pool (indoor) would be awesome for our swim team!	2/12/2019 11:55 AM
166	Working with County to build a Sports Complex!!! and not the Dump!!!	2/12/2019 11:51 AM
167	An aquatic center with a 50 meter pool.	2/12/2019 11:49 AM
168	Hours convenient for working people. Consider the community-building opportunities of having swim teams, etc. Places like Rec Centers or YMCAs make communities attractive to young families; increase real estate value.	2/11/2019 5:30 PM
169	You guys are doing great! Improve what we have and I see great things in the future for the City of Paducah!!	2/11/2019 2:03 PM
170	On rainy days a place for kids to play on a playground & get energy out. A playground near the mall area for kids 0-2, 3-10 & 10+	2/11/2019 1:57 PM
171	Please include Paxton Park.	2/10/2019 11:46 AM
172	To create a year round aquatic center to help have lap swimming, aquatic classes for adults, children and adult swim classes, child and youth recreation pool with the possibility of scuba classes.	2/9/2019 10:24 PM
173	Provide funding for Paxton Park Golf Course projects and leagues.	2/9/2019 5:31 PM
174	Coordinated efforts to make sure there is safe access getting to the park such as crosswalks crossing park ave	2/9/2019 12:10 AM
175	Clean up the mobile home areas	2/8/2019 6:40 PM
176	Portable Ice rink in the winter. Memphis has one at the zoo in the winter months. Clean up the roads, there is a lot of trash, more in certain areas. Ogden Landing rd and Old Cairo rd are very trashy roads. I have noticed I have noticed there is no restriction on the land. So, therefore people have junkyards and abandon houses, a lot of trailers. It's brings down the value of homes and makes newcomers not want to live here bc of Lack of uncleanness in the west part of town. We need land restrictions in the west part. And no more trailer parks. I have never seen so many trailers in one small city.	2/8/2019 2:06 PM
177	Pickleball courts!!! All communities of our size have public outdoor courts. Very sad that an area of this size does not have any courts available to the public.	2/7/2019 11:12 PM
178	No to raise citizens taxes	2/7/2019 6:41 PM
179	Bringing back downtown after dinner on weekends. People loved that. Summer festival? Strawberry festival?	2/7/2019 10:06 AM
180	I hope the city can help support Paxton Park because it is an asset to the city of Paducah best golf facility in Western Ky.	2/6/2019 10:10 PM
181	Money to help Paxton park	2/6/2019 9:48 PM
182	Get a baseball and soccer complex to hold tournaments. We have the worst baseball facilities that I have ever seen. We have ample hotels and restaurants to host huge tournaments that would bring a lot of revenue to our community. There are thousands of dollars that are spent in other cities and towns for baseball and soccer alone. There is no need for Paducah not to have a nice place for our children to play locally!!!	2/6/2019 2:55 PM
183	Offer soccer	2/6/2019 2:03 PM
184	Facility to host travel baseball events, which would in return bring in funds to local businesses. (hotels, restaurants, gas stations, etc..)	2/6/2019 11:12 AM
185	I feel like the city and county is missing out by not having facilities for baseball/softball and soccer tournaments. So many other businesses would benefit from this such as lodging and restaurants from the families that come for the tournaments. Several area towns are hosting tournaments all summer (Mayfield, Draffenville, Murray, Cape Girardeau)and Paducah would be very capable of capturing this revenue as well if they just had facilities to host these things.	2/6/2019 11:00 AM
186	a need for a baseball complex, to many areas surrounding Paducah have facilities that hold tournaments that bring money for local business, hotels, restaurants,etc..Paducah held one in 2018 and was a disaster	2/6/2019 10:27 AM
187	Recreational complex, soccer, baseball etc. Something like Elizabeth Town	2/6/2019 9:26 AM

Paducah Parks & Recreation Master Plan Survey

188	Developing quality soccer fields for all age groups	2/6/2019 8:38 AM
189	Sports facility Indoor aquatic (the hub)	2/6/2019 8:05 AM
190	Soccer, basketball, and baseball/softball facilities...need to be developed or huge upgrades completed. Look how many travel teams are in the area. They play tournaments at Mike Miller in Marshall County and at Murray. Ask any parent of a kid in recreational or travel sports around here and they will tell you the facilities are not good at all. City and county need to consider working together on this. Put less time and resources in the arts, a larger majority of people do not agree with this emphasis.	2/5/2019 10:47 PM
191	Bike accessible connections from county to city as well as continuing work on bike paths within the city.	2/5/2019 8:17 PM
192	Haven't seen Master Plan - my grandchildren use municipal facilities and programs , especially golf baseball and soccer a d basketball. The entire family is involved in the children and grandchildren sports and school activities. My grandson has been competing in golf tournaments since age of four. He's competed all over the United States and been on McCracken HS golf team since seventh grade. He will be playing as a Senior this year. I've been playing golf at Paxton since I moved here in 1970. Paxton Golf has always has been important to West Kentucky . Danny Mullen is the best. If not for Danny and staff Paxton wouldn't be the golf course it is.	2/5/2019 7:42 PM
193	Sports park facility with baseball/softball, soccer, football. Similar to Elizabethtown KY facility	2/5/2019 6:13 PM
194	I think adding more nature study, science or STEM activities to a choice of class offerings for children K-12 would be a good start. Water fountains in the park or access to water would be great as well. Affordable programs for those of us who are in the poverty level or in Social Security, would be nice or scholarships/Sliding Scale Options, which would give some people more options to enroll their children into enrichment type classes. Security is also an issue, as I remember when the amphitheater had to be closed for a movie showing because of gun shots on the far side of the park. Flowers would add some beauty to our parks...this would make a great community gardening project for children. Doubt the mayor cares to fund anything dealing with the poor, and doesn't want to "spoon feed" us by giving discounts.	2/5/2019 5:36 PM
195	Paxton park golf course improvements and advertising as a city project with city support. You have the foundation for an excellent golf course and you don't have to start from scratch. Take advantage of that and save money on the cost of a total start up project	2/5/2019 1:49 PM
196	more financial help for Paxton park golf course	2/5/2019 12:17 PM
197	Indoor pools, tennis and golf Small water park	2/5/2019 10:47 AM
198	We need pickleball courts maybe take some of your old unused tennis courts and convert them to pickleball courts. Continue the support of Paxton Park. Maybe since the city owns Paxton Park some pickleball courts could be added to that facility.	2/5/2019 10:35 AM
199	Continue to support and improve Paxton Park golf course and expand the Green Way trail.	2/5/2019 8:00 AM
200	Include Paxton Park in plan.	2/5/2019 1:41 AM
201	Keep the golf course going please. We like to stop there and play golf every so often. Thanks.	2/5/2019 1:29 AM
202	Funding for expansion of Greenway Trail, Paxton Park golf course, and a large community recreation center.	2/4/2019 11:01 PM
203	More bike/hiking/running trails. More landscaping. Possibly some gardens or an arboretum.	2/4/2019 10:56 PM
204	I would love to see a large soccer complex for traveling club teams.	2/4/2019 10:46 PM
205	Our green canopy. Massive tree loss from the ice storm is still ongoing. Trees and flowers are park basics. Several of the smaller parks have little to no shade, no shrubs for interest for small wildlife, playing children or design attractiveness. Start there.	2/4/2019 10:39 PM
206	Please help Danny and the Staff at Paxton they bust their butts to give the Public a great product and need some help from the City.	2/4/2019 10:23 PM

Paducah Parks & Recreation Master Plan Survey

207	While the questions asked what we would use or support if you were to expand, I really have other preferences. I have noted a decline in the maintenance of existing facilities. For example, the sidewalk around Noble Park duck pond is in terrible shape. The rec center restrooms are often filthy. The new fitness park near community kitchen is completely unused and some playground equipment is nasty. I'd rather the city take care of what we have before building things like a new pool that we can't afford to MAINTAIN. New stuff is awesome but only if we can afford maintenance. Based on what I experience now, we obviously don't prioritize maintenance.	2/4/2019 9:43 PM
208	Improve Paxton Park Golf course	2/4/2019 9:34 PM
209	Keep Paxton in good quality condition	2/4/2019 9:19 PM
210	Upgrade baseball/softball fields Upgrade disc golf course Indoor swimming pool	2/4/2019 9:17 PM
211	Expansion of the Greenway Trail and development of the Riverfront.	2/4/2019 9:12 PM
212	Encourage city to add bike lanes and sidewalks!!	2/4/2019 8:34 PM
213	Mountain bike trails, shaded dirt bike trails, a place for me to put my dog poop so I don't have to carry it for miles.	2/4/2019 8:16 PM
214	Help Paxton park golf	2/4/2019 7:41 PM
215	Paxton Park is the one Place that helps our senior men have a nice place to go to everyday, they do wonders with very little staff...how ever the city is pricing our fixed income seniors out of joining no program in Paducah is anymore valuable to its Senior residents	2/4/2019 7:14 PM
216	Upgrade the downtown restroom facility. Open the back part more than just for BBQ on the river, Upgrade the ballfields and restrooms in Noble Park.	2/4/2019 6:49 PM
217	UPGRADE PAXTON PARK	2/4/2019 5:56 PM
218	Sports complex	2/4/2019 5:28 PM
219	finish looping the Greenway Trail around the city for biking and walking.	2/4/2019 5:27 PM
220	include Paxton park golf course	2/4/2019 5:23 PM
221	More funding for Paxton Park's upkeep. I understand this seems selfish, but that is where my family spend the majority of our time.	2/4/2019 4:35 PM
222	help out Paxton Park golf course	2/4/2019 4:29 PM
223	Indoor Tennis Courts	2/4/2019 4:06 PM
224	Money to help Paxton Park.	2/4/2019 3:55 PM
225	to develop and improve the only public golf course in the city	2/4/2019 3:45 PM
226	Sports Centers to attract and host tournaments and travel teams from out of town. It would generate business for our community.	2/4/2019 3:42 PM
227	Paxton Park is a beautiful course. Financial support for any enhancements deemed necessary for improvements and maintenance needed.	2/4/2019 3:38 PM
228	The City of Paducah could not do better than to keep Paxton Park in its budget; preferably in an expanded role for its amenities and what it means and offers to the people in the Paducah area. It is historic and a fantastic place. Please give Paxton Park all that it deserves in the City Plan.	2/4/2019 3:35 PM
229	We go to our Grandson's tournaments: as stated above; Soccer/Baseball/Softball complex for in-state/out-of-state participants as in Elizabethtown, Bowling Green, Clarksville, TN, Decatur, AL. It would generate more income to our City/County in One weekend than that NEW boatdock will in One year !!!!!!!!!!!!!!! This should be in your top Two [2] choices !!!!!!!!!!!!!!!	2/4/2019 3:10 PM
230	Funding of more golf programs at Paxton Park Golf Course. The location has a lot to offer for ALL parts of McCracken County.	2/4/2019 3:09 PM
231	Please consider committing to invest in equipment and upkeep of Paxton Park Golf Course. It is an excellent golf course which attracts many out-of-town visitors and provides Paducah residents many hours of enjoyable recreation. However it really needs some financial help to continue to improve the facilities and keep the fees at a reasonable level for the citizen of average means.	2/4/2019 3:00 PM
232	Improvement at golf course	2/4/2019 2:58 PM
233	Paxton park Indoor pool	2/4/2019 2:03 PM

Paducah Parks & Recreation Master Plan Survey

234	I would like to see the City of Paducah to invest money in the City owned Paxton Park Golf Course. Our out of town guest think it is a shame that our City invest zero dollars into a facility that they own. It is a Shame!	2/4/2019 1:55 PM
235	Help Paxton Park	2/4/2019 1:40 PM
236	More nature area for wildlife that people could enjoy and photograph. Photography club.	2/4/2019 1:05 PM
237	Help Paxton Park	2/4/2019 12:59 PM
238	Consider consistently helping Paxton Park Golf Course in your annual budget. Paxton Park is the second visited park in Paducah. Thank you	2/4/2019 12:50 PM
239	To see more done for Paxton Park since it is owned by the city. They give nothing to them.	2/4/2019 12:46 PM
240	Upgrade Paxton Park and add an indoor sports plex.	2/4/2019 12:36 PM
241	Building a sports PLEX similar to what Elizabethtown, KY did. Paducah is losing a lot of opportunities to draw a lot of money to our community. And it could be happening more than once or twice a year like the quilt show, which is a good draw to Paducah.	2/4/2019 12:16 PM
242	Upgrading Paxton Park Golf Course	2/4/2019 12:16 PM
243	indoor fitness center and more golfing programs	2/4/2019 12:12 PM
244	Don't duplicate services already provided by others	2/4/2019 11:57 AM
245	No recommendations. For me the parks are great. But I am senior citizen and with a dog. I walk the Green Trail and the dog park most every day.	2/4/2019 11:37 AM
246	Paxton Park is one of the best, if not the best, parks/facilities in Paducah. The best public golf course in the state of Kentucky. We have worked diligently to reach this high level and are very proud of these accomplishments. Our desire is to continue to provide excellence as we move forward into the next generations. We want our leaders to be as proud of Paxton Park as we are as we continue to move forward on the path of excellence. There are times, mainly due to weather, that we fall short of capital, a situation that is beyond our control. Please consider, when developing the Master Plan, helping us during these times of shortfall. Our desire is to represent you and the city of Paducah as we provide a safe place for the young and the old to come and enjoy a beautiful place of exercise, entertainment and interaction. Thank you very much for your consideration!	2/4/2019 11:29 AM
247	As a golfer, Paxton Park Golf Course is a facility that the city appears to leave out of their marketing plans and funding. Would like the city to support this facility.	2/4/2019 11:26 AM
248	Paxton Park improvements	2/4/2019 11:13 AM
249	Improvements to paxton Park Golf Course	2/4/2019 11:08 AM
250	The golf course was not listed. It gets a lot of use and doesn't need to be overlooked.	2/4/2019 11:06 AM
251	Fund Paxton Park. It is a well run golf facility. It is one of very few places a parents can be comfortable letting their daughters go play without them. Pat & Danny are very good about keeping track of the young people out there. They take pride in everything they do at Paxton Park.	2/4/2019 10:55 AM
252	Paxton Park must be included in the Master Plan. It is one of a few, if not the only, things in the city that pays for itself. This place is a jewel for Paducah and could be used to attract more visitors to the area. It is one of the premier public golf courses in the country. It would be in the city's best interest to step up financially and help with the maintenance, upkeep, and improvement of this facility.	2/4/2019 10:53 AM
253	We would love to see Paxton Park receive a major boost to help with the facilities. The membership helps out so much, but they can only do so much. Danny and Mrs. Pat are wonderful people who devote a lot of their own free time to the course to make it one of the best if not the best courses in Western Kentucky.	2/4/2019 10:50 AM
254	We like to ride bikes. More bike paths around the city are desirable.	2/4/2019 10:49 AM
255	Help Paxton Park with severe creek erosion, needs equipment and engineering help. Also need bathrooms replaced. Paducah needs a great public community golf facility. 80% of residents can't join a country club.	2/4/2019 10:40 AM
256	Help support Paxton golf	2/4/2019 10:32 AM
257	More funds for Paxton Park	2/4/2019 10:31 AM

Paducah Parks & Recreation Master Plan Survey

258	More money for Paxton Park to improve cart paths, parking lot, green upkeep and fairway.	2/4/2019 10:30 AM
259	Knowing Paxton Park since I was a teenage golfer, we need to maintain this treasure to the best of our ability.	2/4/2019 10:28 AM
260	Baseball fields to support traveling team tournaments.	2/4/2019 10:28 AM
261	Support Paxton park golf course	2/4/2019 10:26 AM
262	to invest more into Paxton Park Golf course , is one of the best courses, in 3 states	2/4/2019 10:25 AM
263	Take great care of Paxton Park Golf Course.	2/4/2019 10:25 AM
264	Golf Course Upgrades - Rest Room Facilities Club House Upgrades	2/4/2019 10:23 AM
265	Paxton Park is the only course that the middle income/retirement person can afford to play. I would hope our leaders can help support Paxton Park to help offset cost increases	2/4/2019 10:21 AM
266	I like the city to consider more funding for Paxton Park Golf course. It is the finest public course around and could use the extra help to keep it that way	2/4/2019 9:45 AM
267	An aquatics center and a fitness room with weights and cardio equipments and a workout room for yoga and aerobics.	2/4/2019 9:34 AM
268	Sports fields. Real soccer and baseball fields. With parking, lighting, restrooms. So many spend thousands every year traveling to play at real facilities and those cities rake in hotel and restaurant monies.	2/4/2019 9:20 AM
269	Paxton Park is a great golf course and a credit to the community.	2/4/2019 8:54 AM
270	Outdoor sports fields (baseball/softball) suitable for hosting a tournament similar to Elizabethtown	2/4/2019 8:17 AM
271	Upgrade pump track. Finish Greenway expansion.	2/3/2019 6:42 PM
272	Shade at the play grounds.	2/3/2019 6:13 PM
273	Baseball facility that can bring teams from many different states to our area.	2/3/2019 6:04 PM
274	Expand the walking trail and add lighting and security	2/3/2019 5:16 PM
275	Funding Paxton Park Golf Course. We have one of the finest public golf courses in the state and the City should support it.	2/3/2019 4:41 PM
276	Improve what we have	2/3/2019 4:20 PM
277	Baseball/softball complex.	2/3/2019 3:41 PM
278	the ability to play golf at paxton park	2/3/2019 3:16 PM
279	Baseball field improvement for travel baseball leagues. Would improve tourism, hotels, food and dining in the area	2/3/2019 1:08 PM
280	A quality sport complex similar to what Elizabethtown, KY has to offer that would provide soccer, baseball and more to our area. Additionally, concert bookings that would bring more to our area. Not just country or gospel, but some of the 80s and 90s acts that tour as well. The Carson Center brought in Huey Lewis and the News. That's a start. Bring all types of music. But the biggest is the sport plex.	2/3/2019 12:02 PM
281	Requiring helmet use in the park for people under 18 and not requiring adults supervising children to wear them or send their kids off to by themselves because they don't have one	2/3/2019 11:26 AM
282	Keep making improvements at Paxton Golf course. It is a hidden gem and my out of town guests love it.	2/3/2019 11:01 AM
283	Building a Sports Complex to accommodate both indoor and outdoor sports tournaments including swimming, soccer, baseball, etc similar to Owensboro, Hopkinsville, Cape Girardeau.	2/3/2019 10:56 AM
284	Paxton Park	2/3/2019 10:39 AM
285	we need to be competitive with other cities that host sports and have it as good or better!	2/3/2019 9:55 AM
286	Improve and expand greenway trail and boat dock/ riverfront.	2/3/2019 8:08 AM
287	Golf course improvements!	2/3/2019 7:18 AM

Paducah Parks & Recreation Master Plan Survey

288	Need to develop soccer complex so we can have club level tournaments. That generates revenue to our hotels, restaurants, stores, etc. Look at the success other cities have had with this. The potential is huge.	2/3/2019 2:05 AM
289	Updated baseball park with concessions or food trucks implemented! Just went to Cape Girardeau to their sports Plex! Fabulous, should be seen by our people to see what a good sports Plex can be!	2/3/2019 1:22 AM
290	More attention to cyclists and runners. The existing mountain bike trails are a good start but much more could be done with the support of the City and County.	2/3/2019 12:45 AM
291	Develop 2-3 soccer fields that we can be proud of Thank you	2/3/2019 12:03 AM
292	Developing the riverfront.	2/2/2019 11:45 PM
293	A better pool, please please improve lone oak park. The playground is embarrassing, dirty and not safe. Please add sidewalks in lone oak for walkability. Better ball fields could draw tournaments. An indoor water park would be cool too. :)	2/2/2019 11:31 PM
294	Making playgrounds more adult friendly so parents are more able to interact with their children on the play sets. Also, shade especially at the two playgrounds at Bob Noble would be great. During the heat of summer both parks are nearly unusable. A dog park at Noble would be a big plus as well. On a final note funding Paxton Park would be great as it is the only public 18 hole golf course in the city.	2/2/2019 11:03 PM
295	Parks in nicer, more safe and secure areas.	2/2/2019 10:35 PM
296	Soccer fields, better than the ones at the dump, that can be used for traveling teams to host tournaments.	2/2/2019 10:34 PM
297	Look at Evansville at the Ford Center. Make it a nice venue for concerts, college basketball tournaments, high school basketball tournaments and then open for the public to use.	2/2/2019 9:57 PM
298	Maintain what already exists. Better housekeeping of areas, especially the Rec Center. Expanded walking trails. Don't create new facilities that can't be well-maintained into the future.	2/2/2019 9:26 PM
299	Expand the Greenway Trail ♥	2/2/2019 8:22 PM
300	More picnic pavilions at Noble Park. More biking trails.	2/2/2019 8:15 PM
301	Continue to the length of the greenway	2/2/2019 6:22 PM
302	Ensure all of Noble park is kept up and add new walking trails in the park. Paxton Park May be the best municipal golf courses in the state. Ensure it stays that way. They could probably use better aeration equipment.	2/2/2019 6:03 PM
303	Outdoor Sports complex for soccer and baseball/softball.	2/2/2019 5:42 PM
304	More cleaner safer bathrooms, a motor accessible woods nature trail for seniors who can't walk can drive through or ride golf carts through safely.	2/2/2019 5:20 PM
305	Pickleball courts in or outdoors even just marked off courts with tape would be great. Painted lines even better. Calvert city already has public courts. This is the fastest growing sport at present	2/2/2019 4:28 PM
306	An indoor recreation facility/pool would be awesome! (and expensive) Please expand the walking/biking trail if possible, it gets a lot of use!	2/2/2019 4:04 PM
307	Indoor aquatic center	2/2/2019 3:11 PM
308	The current Greenway trail is nice, but, is nothing more than a point A to point B trail. I would like to see more trails branch off, connecting other parts of the city, and giving more variety for walking/riding.	2/2/2019 2:37 PM
309	Well ran, nice, up to date, spacious, clean, indoor sporting center!!!!	2/2/2019 1:44 PM
310	More programs/events for (young) adults, more trails (both unpaved for running/mountain biking and paved for road biking), and safe bike lanes on our streets	2/2/2019 1:43 PM
311	Na	2/2/2019 12:56 PM

Paducah Parks & Recreation Master Plan Survey

312	For one, stop paying a firm \$100,000 to do what you should do yourselves and put that money toward developing the baseball fields the people are begging you for. Secondly, there is a huge population of middle class people who can't afford memberships at country clubs or who choose not to join. Clean up the environment around the pool and you might attract them. Every child should be accompanied by an adult. Gangs of unescorted kids should not be allowed. Charge a yearly membership fee. You'll weed some of that out.	2/2/2019 12:55 PM
313	Quality of programs, neighborhood rec opportunities, more special need and senior citizen programs	2/2/2019 12:39 PM
314	Ways to stay active indoors	2/2/2019 11:45 AM
315	Create a Sports plex - nice outdoor soccer, baseball, softball fields that can attract travel teams.	2/2/2019 11:30 AM
316	bike lanes through the busy part of town	2/2/2019 10:49 AM
317	West/Mall Area Park and Playground Facilities.	2/2/2019 9:50 AM
318	Better baseball fields!! Travel baseball is big we travel to Lots of different parks and Paducah has been left behind.	2/2/2019 9:36 AM
319	As a softball and soccer player at Paducah Parks and Rec, I would like to see the fields be better maintained and worked on days of rain, as there have been many days rain stopped hours before game time and games have been postponed only because no one wanted to take the time to go out to the fields and just rake them. Maintaining the fields could provide more revenue to the area as it would raise the ability to have weekend tournaments. Also, actual bathrooms would be a great addition, instead of the portable potties. Training for the umpires about rules and the use of 2 umpires at every game would help keep fights/arguments down, as well as knowledge of the staff in charge because there have been times they show up to an argument and do not input because they don't know the rules themselves. Dugouts/benches could use some work.	2/2/2019 7:41 AM
320	Drop the Master Plan.	2/2/2019 7:31 AM
321	I live in Seattle but visit family in Paducah several times a year. Here in Seattle, the many miles of interstate rights-of-way now have adjacent trails next to them. Since the Greenway Trail extension terminates a few blocks from I-24, it seems like a great concept to introduce to Paducah, adding a trail along the edge of the I-24 right-of-way through the West End of Paducah. It would connect the mall area and its hotels to the universities, health care facilities and many thousands of residents. To make the trail double as branding for Paducah, it could be prepared with fencing and lighting features complimentary of the Whitehaven Welcome Center and be called the Whitehaven Trail. Branches could then be added across WKCTC, MSU and maybe other areas. By using state right-of-way for a transportation purpose, purchase of more land would not seem to be needed. Perhaps the state could even fund and/or construct the project. The trail could be used for special events like fund-raising walks. The educational and health care communities could embrace the project. I-24 hotels could advertise the trail as an additional incentive to attract guests who wish to take hikes or ride bicycles.	2/2/2019 5:21 AM
322	Build and maintain a modern softball and baseball complex with multiple fields for each sport, quality lighting, restrooms, parking and concessions.	2/2/2019 4:41 AM
323	I'd like to see improvements made to the soccer fields for my grand kids.	2/2/2019 2:40 AM
324	Small amusement park/water park like we used to have at Noble Park when I was little. Bring back Saturday Night Live downtown. We used to go every weekend. Also, the Summer Festival was always one of my favorites.	2/2/2019 1:25 AM
325	More trails; improved facilities to attract traveling teams especially multi-state traveling teams (not just instate because of our location).	2/1/2019 11:50 PM
326	more toddler-friendly playground equip and splash park/pad	2/1/2019 11:41 PM
327	Invest in a baseball/softball/soccer complex for the county.	2/1/2019 11:28 PM
328	Please continue to keep Paxton Park in your budget, this is a beautiful facility that is an asset to the city.	2/1/2019 11:09 PM
329	A nature conservation center like the one at Cape Girardeau, Mo. It is first-rate and educational for all ages. Paducah earns a D- in year round programs and facilities for preschool and elementary age children.	2/1/2019 10:41 PM
330	the need to better maintain our present landscaping and general spaces is my biggest concern, keeping city property clean and well maintained-that's what I observe as our biggest challenge	2/1/2019 10:11 PM

Paducah Parks & Recreation Master Plan Survey

331	Expand greenway trail. You can go down the flood wall to get you to south side then go all the way to Calvert which will connect to the lake. Be nice if greenway would go to mcracken high school as well. Roads are not wide enough to ride on and byclist get hit by cars all the time and some even die from getting hit by cars. Please consider this as several companies would donate equipment and supplies to make it happen	2/1/2019 10:05 PM
332	Advertising and a better social media presence would benefit in getting the word out.	2/1/2019 9:50 PM
333	Youth Sports Complex	2/1/2019 9:49 PM
334	Improved pool for swim team	2/1/2019 8:02 PM
335	There's not much to do during the winter when it's cold. I don't have kids but I have nieces & would like things to do with them	2/1/2019 8:00 PM
336	Add a water spot/ rinse off station on concrete pads for leaving dog park	2/1/2019 7:51 PM
337	Water fountains!!!! Why are there no water bottle filling or even water fountain by Green way trail?! The one by Skate park is broken just leaks. WHY?	2/1/2019 7:39 PM
338	I would like to see the return of the ice rink. Eliminate the plans or ideas of an indoor recreation and swimming facility. There already is a recreation facility that could be improved on by adding exercise and weight lifting equipment.	2/1/2019 7:10 PM
339	classes in nutrition, crafts, field trips to places outside of Paducah	2/1/2019 6:49 PM
340	Outdoor baseball/softball facility	2/1/2019 6:29 PM
341	We need outdoor athletic complex to keep our teams from having to travel to other cities to play tournaments and keeping their dollars in the local economy	2/1/2019 6:15 PM
342	I believe there is opportunity to utilize the Sports Plex on Hwy 60, possibly partnering with the county.	2/1/2019 5:44 PM
343	Artificial Turf Soccer Fields are a necessity to host local tournaments and attract tourism to our area.	2/1/2019 5:16 PM
344	More programs for seniors	2/1/2019 5:07 PM
345	New soccer, baseball, softball Sports complex/ indoor sports plex with swimming/ improved hiking and biking opportunities/ improved disc golf area	2/1/2019 4:33 PM
346	would like to see indian in front of noble park incased in glass to protect it from damage or included in any building built in that area to protect the statue and needs to be lit up at night	2/1/2019 4:19 PM
347	Indoor tennis Tennis leagues Pickleball league Get rid of geese and their droppings. Gross	2/1/2019 4:03 PM
348	More summer programs, reasonably priced for children and Youth that keeps them busy and occupied.	2/1/2019 3:54 PM
349	Take better care of the things we have and think about how competing with other facilities would impact their business. We need baseball fields improvement first for tournament play and also soccer before a indoor rec center which I thought we already had on MLK drive.	2/1/2019 3:00 PM
350	I am pretty happy with what is offered now although there are not enough garbage cans nor seats along the paths. I do think there need to be more swimming pools in this City and the one at Noble Park is usually to full to go for laps. I also find it expensive.	2/1/2019 2:49 PM
351	Activities for me to take my enotional support dog with me to.	2/1/2019 2:35 PM
352	Providing birding opportunities by establishing a designated natural habitat for birds in a park or two and way stations for those migrating species. Thank you for the survey.	2/1/2019 2:15 PM
353	Expanding to let horses on Greenway trail, so more people will board at Carson Park. Also, an indoor pool in town would be a tremendous benefit over going to the PAC or Broadway Methodist.	2/1/2019 1:48 PM
354	to have up to date sport faculty for soccer and softball/baseball and other sports that can host tournaments. Have nice restroom faculty. family parks.	2/1/2019 1:11 PM
355	indoor swimming pool	2/1/2019 1:11 PM
356	Light up the Greenway.	2/1/2019 1:10 PM
357	things that can offer fun safe and educational activities at a low cost to our community	2/1/2019 12:55 PM

Paducah Parks & Recreation Master Plan Survey

358	Consider financial support for Paxton Park GC. The course is well managed and is an asset to the city and county. Please do not let the facility degrade.	2/1/2019 12:04 PM
359	We are a travel baseball family (2 sons--that play) that lives in the Paducah area. We travel often to play tournaments 2-3 hours every other weekend. We are blessed to be able to support our kids, but it's tough. We spend money on hotels, restaurants, gas station & retail every time we travel. I'd like to see a Sports Park that would cater to not only baseball/softball, but soccer/football. We (Paducah) have been missing the potential revenue of a high level Sports Park for years. We (Paducah) are the "black eye" in the sports tournament venues. This can change, by creating a top level venue that will pull families in from St. Louis to Nashville to stay in our hotels, eat at our restaurant and shop in our stores. We all know this is the right thing to do for our community and kids. Let's get Paducah/McCracken County excited about something great! Let's do what the other surround cities are doing--but better!	2/1/2019 11:43 AM
360	set some funds aside for Paxton gold course	2/1/2019 11:37 AM
361	enrichment opportunities for younger children	2/1/2019 11:25 AM
362	Promote the greatest asset the city has.....Paxton Park Golf course. The city needs to realize what a great facility it is. It is in great shape year round because of Danny and his crew. One of the best municipal golf courses in the entire state of Kentucky.	2/1/2019 11:01 AM
363	Improved dog parks with faux grass to limit the mud and water collection.	2/1/2019 10:47 AM
364	Build a sports complex for baseball and softball we are missing out on serious cash flow from tournaments from teams that we could bring in.	2/1/2019 10:23 AM
365	Pickleball courts	2/1/2019 10:18 AM
366	Big improvements to the baseball facilities so we can host travel ball tournaments here in Paducah. Last years tournament at Noble was a total disaster. Upgrades would bring tournaments back which would bring more people and money to the area	2/1/2019 10:12 AM
367	ACTIVITIES THAT ALL AGES CAN ENJOY, MY 11YR OLD DAUGHTER DOESNT ENJOY GOING TO PARKS BECAUSE SHE CANT SEEM TO FIND AN INTEREST LIKE MY BOYS 6,7, AND 12 DO. GARDENS? I LOVE THE SPOT ACROSS FROM TH COMMUNITY KITCHEN, I PLAN ON GETTING MORE INFO WHEN I SEE THE GARDEN ACTIVE, THIS LOCATION COULD BE GREAT FOR A VARIETY OF DIFFERENT PARK MATERIALS	2/1/2019 9:52 AM
368	Baseball/Softball/Soccer facility for travel teams. Revenue for the community	2/1/2019 9:34 AM
369	The City needs to construct an aquatic center for competitive swim teams	2/1/2019 9:32 AM
370	Using the property behind Stuart Nelson to expand bike trail and the park. Put a bridge across Perkins creek to connect the entrance to the park to strathmoor blvd then to Cairo Road. If people don't have a lot of time but want to ride there are a lot of woods to make trails in there.	2/1/2019 9:24 AM
371	Children have already grown past the age to matter but would like to see Paducah develop a regional soccer/softball baseball complex similar to elizabethtown. We always had to travel to other towns to have a first class soccer tournament. Same for Volleyball. These were huge draws for the community's we participated at. Paducah should be a leader as we are the only town with enough hotels and restaurants to host large events.	2/1/2019 9:11 AM
372	multi-purpose facilities to host major events,major upgrade to sports facilities-soccer,baseball softball.Multipurpose aquatic center would be a bonus to Paducah/west Kentucky.	2/1/2019 9:00 AM
373	Please build a nice baseball park with several fields, concession, lighting, and good parking.	2/1/2019 8:27 AM
374	Have food available when games are played. People from out of town especially notice this when they attend games/tournaments.	2/1/2019 8:21 AM
375	More shade for parents	2/1/2019 4:01 AM
376	Bicycle lanes	2/1/2019 3:36 AM
377	Noble Park to have programs available after 5 p.m. for people who work late. A pay lake where fish are kept stocked for the community.	2/1/2019 2:56 AM
378	Indoor pool. I'll pay. Fitness type programs offered to help people stay healthy and active	2/1/2019 1:46 AM
379	Indoor Aquatic facility!! better maintenance of green spaces (maybe use of community member teams like adopt a highway?) adding new plantings, community gardens	2/1/2019 1:19 AM

Paducah Parks & Recreation Master Plan Survey

380	I think Paducah has more parks that it can properly maintain. There are a lot of small parks and, while these are nice to have, I think that resources should be put into a few flagship parks. Noble Park and the riverfront could use a lot of improvements.	2/1/2019 12:59 AM
381	1. Shade for playgrounds 2. Upkeep of Noble Park pond area for fishing 3. Major revamp of Parks & Rec bldg.	2/1/2019 12:59 AM
382	Best playgrounds compared to highland park in Kokomo Indiana	2/1/2019 12:54 AM
383	Listen to the people, and get a new director. He seems to only be concerned with what he wants and the parks services have deteriorated significantly because of it.	2/1/2019 12:44 AM
384	More facilities toward the city/county line side of town.	2/1/2019 12:42 AM
385	Look at the programs from neighboring cities. I would much rather keep my money in my own community but the programs offered in Metropolis are not only affordable but very affordable and the facilities in Draffenville and Marshall County are more updated and secure.	2/1/2019 12:36 AM
386	Softball/Baseball fields for travel tournaments. Will definitely pull teams in from IL, IN, TN, MO. Much revenue for the Paducah economy.	2/1/2019 12:33 AM
387	Indoor swim center with dive pool. Indoor ice rink.	2/1/2019 12:27 AM
388	Softball/baseball complex with ample parking and nicer concession and bathroom facilities!	2/1/2019 12:23 AM
389	Build a nice facility for baseball/softball tournaments. Just look at Elizabethtown and how they're benefiting. Paducah can be more than a quilt show town.	2/1/2019 12:22 AM
390	I enjoy floating restaurants on river where music is played outside on a dock. Spring Summer and Fall.	2/1/2019 12:22 AM
391	Baseball an softball complex	2/1/2019 12:20 AM
392	New floor in the Recreation Center due to the slick surface on many of the tiles.	2/1/2019 12:14 AM
393	Updating all facilities.	2/1/2019 12:11 AM
394	A Rec/Aquatic Center, expanded ball fields, more youth programs	2/1/2019 12:10 AM
395	Hosting baseball tournaments could bring in so much revenue to our city. The facilities need to be really nice there. Safe for smaller kids, very family friendly and clean.	1/31/2019 11:57 PM
396	Baseball and softball facility	1/31/2019 11:56 PM
397	State of the art YOUTH SPORTS COMPLEX!!	1/31/2019 11:55 PM
398	I would like to see a true multi sport complex. Soccer, and Baseball/softball. Like Elizabethtown sports park. It would bring team's from Nashville, Memphis, St Louis, and other large cities. These team's don't normally play each other, but Paducah would be a great in between spot. My daughter plays soccer in a league in St Louis. There are over a thousand team's that play in this league. That's over 12,000 games per season. Just think how many teams you could bring with a new park. Hotels, restaurants, gas stations, and retail would all benefit from a sports park. Paducah needs a sports park. Thank you for any upgrades or new projects you do.	1/31/2019 11:44 PM
399	Parks are where people can connect with nature, so I'd like there to be more of an emphasis on the nature part. Paducah does the Recreation part of the equation VERY well. A little attention to the flora and fauna side of the the equation is needed.	1/31/2019 11:41 PM
400	Please consider adding sporting facilities that are would being sports teams to the area. Specifically there is nowhere appropriate for indoor and outdoor soccer.	1/31/2019 11:37 PM
401	Baseball/softball	1/31/2019 11:37 PM
402	Large outdoor soccer complex	1/31/2019 11:36 PM
403	Our soccer facilities are sub standard compared to surrounding areas. So many areas have a sports Plex that offers a wide variety of activities that are well lit and family accessible. However, our soccer fields are on built on a land fill and my tires have on 2 occasions been pierced beyond repair by debris. When children practice the bugs are terrible and when it rains there are pools of water. It is really embarrassing to invite other teams to come to our dump (literally).	1/31/2019 11:35 PM
404	Please consider facilities like Elizabethtown has. Noble Park baseball fields are a disgrace.	1/31/2019 11:26 PM

Paducah Parks & Recreation Master Plan Survey

405	Baseball /softball complex that would keep revenue here at home instead of having families travel to surrounding areas to play ball . This town is large enough and has the resources such as hotels and restaurants to support travel baseball and softball	1/31/2019 11:21 PM
406	Baseball turfed facilities for baseball and softball. We continue to have to travel far distances to support our children's hobbies of baseball which receive money in hotels and restaurants.	1/31/2019 11:18 PM
407	A baseball/softball complex with sets of 4 fields with concession stand and restrooms in the middle of all 4.	1/31/2019 11:14 PM
408	Remode or build new softball/baseball facilities to host tournaments. Both of my children play travel ball, and I spend \$400-600 a weekend traveling to other cities. We have the hotels, and restaurants to accommodate these tourist. This could be a moneymaker for lots of businesses involved.	1/31/2019 11:09 PM
409	Baseball fields/Sports Park	1/31/2019 11:06 PM
410	Baseball complex Baseball complex Baseball complex Would a very small tax placed in local restaurants and hotels not help build a new baseball complex? Hundreds upon hundreds of Paducah families travel the country for baseball visiting countless facilities in communities that are far less adequate than our very home community. Corinth, Mississippi comes to mind.	1/31/2019 11:03 PM
411	We need a sports park to host ball tournaments to benefit the area restaurants and hotels, bringing more revenue into the city. We are overlooked because Mayfield and Murray offer what we will not. Very sad for a city this size. ☹️	1/31/2019 11:02 PM
412	Indoor rec center with pools. Baseball and softball fields that are respectable to outsiders who see good fields elsewhere	1/31/2019 10:56 PM
413	Parking at soccer fields, seating at bike track, water fountains. More Parking at Noble park big playground, finish walking track around water at Noble park. Shelters checked for bees/wasps more often. More Grills at picnic shelters. Indoor pool would be wonderful, could also rent for birthday parties [instead of going to Green Turtle Bay (\$100 for 2 hours)].	1/31/2019 10:42 PM
414	There is no doubt Paducah would benefit greatly if we could accommodate travel ball tournaments (softball, baseball, and soccer) Hotels, restaurants, shopping, the trickle down effect is endless. It's a shame a city our size doesn't have this yet nearby Marshall County has a very nice ball park. I also think the ice skating rink could have been more successful if it had been allowed to be left in place longer than the short time it was up. A shame that we chose to not even have it this year. We drove to Mayfield to use their ice rink- would have much rather stayed in our community.	1/31/2019 10:26 PM
415	Noble park - better and more sidewalks, finish the banks around pond. Install Crosswalk/sidewalk at main entrance.	1/31/2019 10:26 PM
416	Baseball/softball diamonds	1/31/2019 10:23 PM
417	A travel baseball complex for all ages	1/31/2019 10:20 PM
418	Consider cameras for each park as even the presence of them can deter shady activity	1/31/2019 10:19 PM
419	Sports park that allows for tournaments to be played locally. We travel almost every weekend in the fall and spring to participate in sports activities.	1/31/2019 10:19 PM
420	Extension to the Greenways trail. Indoor pool.	1/31/2019 10:17 PM
421	Quality baseball/softball fields for tournaments to be held. We travel a lot out of town with two of our kids for baseball	1/31/2019 10:09 PM
422	Outdoor baseball and softball facility Soccer and football fields Would be nice to see these in place to actually bring business to Paducah! Not to mention restaurants and hotels and local businesses that would see the income if teams were to actually come for tournament play.	1/31/2019 10:07 PM
423	Maintaining facilities once constructed. Do it right. Integrate the sports facilities with lighted walkways. Always have a quality restroom instead of portable toilets-that's disgusting for a city of this size.	1/31/2019 10:05 PM
424	More support for Paxton Golf Course, as it is the only park that receives little or no support from the city and attracts many out-of-towners.	1/31/2019 10:04 PM
425	Security, WiFi, indoor swim	1/31/2019 10:03 PM

Paducah Parks & Recreation Master Plan Survey

426	This city is in a major need of a great baseball facility. Our baseball team travels every year to multiple facilities that are amazing. Even smaller towns have better facilities than ours. We tried to play a tournament in Paducah and it was an embarrassment. Not only were the fields terrible, the facilities were terrible and the location is terrible. We could not even bring the little kids to watch baseball because of the worry they would get ran over by the horrible flow of traffic. A new ... nice... baseball facility would bring in thousands of dollars to the city through hotels, restaurants, etc. On an average baseball weekend my family spends A minimum of 500. There are 13 players on one team and there are tons of teams in each tournament. Paducah is behind the times in America's all -American sport... baseball. If you decide to plan baseball Fields... please consult someone who knows what they are doing and who has researched baseball facilities. You cannot build a great facility through the eyes of someone who knows nothing about it.	1/31/2019 10:00 PM
427	Upgraded baseball fields and basketball courts as well as more restrooms that are more assessable to the ball fields.	1/31/2019 9:57 PM
428	Definitely baseball/softball, soccer, flag football fields!!! We are in travel teams and spend so much money in other cities that have great parks. Thank you!!!	1/31/2019 9:53 PM
429	Community based baseball/softball facilities. Paducah/McCracken Co. Is losing to much money because of lack of facilities. Teams go elsewhere (out of town)to play tournaments.	1/31/2019 9:52 PM
430	Baseball fields and tournaments which will bring tons of money here!! People spend lots of money on hotels and eating!!!	1/31/2019 9:51 PM
431	Please consider a Sports Complex like Elizabethtown, Bowling Green, or Mike Miller Park. We travel for soccer and spend a lot of time and money in other cities. I feel adding this type of complex would be good for the kids in our community and would help bring tourist dollars to our community restaurants, hotels, shops, etc. I also think it would be helpful in getting businesses to consider locating in Paducah because it would be a benefit to their employees.	1/31/2019 9:48 PM
432	Cleaner shelters. Should be Allowed to use the shelters "all day" when booked and pay for them "all day". Bad experience with shelter (smelled of urine) and we were unable to get to shelter because of "event" taking place in the park. We were not told we could not get to the site until 1 pm. Arrived at 11 am with ice cream and bar-b-que and expected 60 people at noon for family event. All guest were inconvenienced and unhappy. Will go to Mike Miller Park and pay more next time. The shelters are cleaner and happy with service. Unhappy with Paducah Parks and recreation. Would not refund any money and I paid for electricity and the shelter "all day". I contacted everyone I was asked to contact. Told I could use shelter from 9 am til 9 pm. THAT DIDNT HAPPEN.	1/31/2019 9:46 PM
433	Softball and Baseball fields for tournaments would bring so much revenue for the city.	1/31/2019 9:45 PM
434	Improvement of the soccer complex (restrooms, parking); spray pad and more shade at new midtown park; would love an indoor rec facility with pool!	1/31/2019 9:42 PM
435	Baseball and softball fields. We spend a large amount of money going to other cities because we have no decent fields in Paducah.	1/31/2019 9:41 PM
436	Build an indoor 50m aquatics facility	1/31/2019 9:34 PM
437	Indoor pool	1/31/2019 9:22 PM
438	Look at youth sports programs that would bring out of town teams to Paducah. Our surrounding neighbors, with smaller populations are taking money out of our area because we have no facilities.	1/31/2019 9:17 PM
439	Our city needs a 50 meter/25 yard pool. Triathletes cannot compete here. Other swim teams will not come here. Our city needs this athletic draw.	1/31/2019 9:10 PM
440	Paxton golf course haven't had money for years from the city	1/31/2019 9:05 PM
441	Expansion of soccer and baseball fields to host large tourneys that bring people to Paducah and increase tourism and spending. Also, to add an indoor swim facility thats would offer swim lessons to children year round, that could be home Swim teams and competition, and that could be used to promote water fitness for youth and adults alike.	1/31/2019 8:51 PM
442	Need a youth sports complex with soccer fields and baseball/softball fields to attract large your tournaments. Paducah loses out on a lot of money from traveling sports teams who will stay at hotels and eat at local restaurants	1/31/2019 8:44 PM
443	Soccer for city and county combined. It divides the	1/31/2019 8:37 PM

Paducah Parks & Recreation Master Plan Survey

444	Outdoor pickleball courts and continue supporting Paxton Park	1/31/2019 8:33 PM
445	Lighting on the greenway.. would love to ride my bike at night, but it's a little scary by yourself , hard to see what's around you.	1/31/2019 8:32 PM
446	Night time activities, teen programs for after school, heated indoor pools, shaded areas near playgrounds	1/31/2019 8:30 PM
447	Just want to say bank stabilization at Noble Park looks great, please continue.	1/31/2019 8:28 PM
448	Build a high quality baseball/softball complex that can accommodate both local leagues and travel ball tournaments.	1/31/2019 8:23 PM
449	A soccer and baseball complex so families don't have to be traveling to play sports. A fitness center with Olympic size pool—the thing we were most sad about when moving to Paducah from Louisville was the amazing YMCA we left behind that was very affordable for a family to join	1/31/2019 8:22 PM
450	Investing in an ice rink. One where you can learn hockey and figure skating earning badges. Adding this sport for this area would certainly bring in revenue to where one day compete.	1/31/2019 8:21 PM
451	Spray Park needs redone and added to. It would be great to have more things for kids to do in winter like indoor pool and games like shuffle boards, ping pong, and basketball	1/31/2019 8:19 PM
452	More fitness parks for older people, enlarge and/or update the Cherry civic Center or build a new civic center with backdrops that could be rented for special occasions. Build indoor pool that would offer fitness facilities for senior citizens Having cycling lane and using cycling lane for police patrolling on cycles Similar to what they do in England.	1/31/2019 8:15 PM
453	The indoor pool/pled like facility.	1/31/2019 8:14 PM
454	I want them to consider the COST versus the USE.	1/31/2019 8:11 PM
455	To take on consideration the size of their soccer community. Going from 4 years old to 18+. Great soccer programs in the area but a lack of facilities for they to run it like they could. Talk to the City rec program, McCracken county rec program, Pumas (the biggest and most successful soccer club in west KY that is based on Paducah) and both Paducah Tilghman HS and McCracken county HS coaches.	1/31/2019 7:47 PM
456	Outdoor fitness	1/31/2019 7:33 PM
457	An all inclusive outdoor sports park complex for soccer, baseball and any other sport that can be included in one outdoor sports complex.	1/31/2019 7:31 PM
458	I've mentioned most of them in my previous responses. There is so much our city could do to allow its residents a healthier, more fulfilling life, as well as being more attractive to out-of-state businesses wishing to relocate. The top suggestions I have are: 1) build a new athletic complex used for soccer and baseball with adequate parking, field lighting, field maintenance, restrooms, and concessions. (2) A modernized community center that includes a yoga space with wood floors available to rent out to traveling yoga instructors, as well as local ones wishing to teach in the space (3) SIDEWALKS on the city streets so our children are safer and encouraged more to get out and walk/ride their bike to their friend's houses or to school. And for adults to utilize as well. We cannot have a healthy community if we make it so hard for people to be healthy!!	1/31/2019 7:28 PM
459	Indoor pool and multi field facility to draw tournaments (volleyball/softball)	1/31/2019 7:23 PM
460	Outsource design, construction and implementation as much as is possible. City Hall slows things down or it never happens. Ex. Pocket Park on Broadway.	1/31/2019 7:20 PM
461	Do not spend money on another sports complex, lost money laST TIME IT WAS TRIED	1/31/2019 7:15 PM
462	ADA accessibility. More sensory options for kids with DID. Lower to the ground play equipment. Improve spaces to maneuver walking aids and wheelchairs.	1/31/2019 7:06 PM
463	Fitness center with an indoor swimming pool	1/31/2019 6:30 PM
464	Something like a YMCA	1/31/2019 6:27 PM
465	Make sure that Paxton Park is considered in the master plan. It is an excellent asset for Paducah, and it should be included.	1/31/2019 6:15 PM
466	Dedicated Indoor and outdoor pickleball facilities. Not courts with lines taped over pre-existing tennis, basketball, or volleyball courts. You could buy the PLEX.	1/31/2019 6:04 PM
467	New soccer/baseball complex...it would bring so much revenue to our city with travel teams!	1/31/2019 6:04 PM

Paducah Parks & Recreation Master Plan Survey

468	More outdoor and indoor soccer.	1/31/2019 5:54 PM
469	Continue to seek input from Paducah community members. Thank you!	1/31/2019 5:50 PM
470	Put in pickleball courts	1/31/2019 5:49 PM
471	Building stand alone pickleball courts. It is estimated that in the next two years pickleball will be a bigger sport than golf. If Paducah had a facility tournaments could be held that would bring expel from their counties and states	1/31/2019 5:46 PM
472	1) Make every place accessible by walking and bicycling. 2) Trees and landscaping create beauty and peace. Shade is important. 3) All new development should be be built using Smart Streets planning. 4) Consider buying the Sports Plex and adding an Olympic pool. That would provide indoor sports space for teams, practice and tournaments which bring in visitor dollars.	1/31/2019 5:28 PM
473	I believe an indoor lap pool and aquatics is very important for an aging population.	1/31/2019 4:57 PM
474	shading at the parks during the summer, Lower cost for public pool use more summer camps, and more weekend activities for families	1/31/2019 4:46 PM
475	Upgrading and maintenance of the present areas is number one for myself. After that, if funds are available for new things, Great. I like the Greenway trail and wish it was longer or had spur trails going off of it.	1/31/2019 4:12 PM
476	Reach all ages and socioeconomic groups, lower class through upper class. Right now the parks and rec dept. appears to focus on underprivileged children only.	1/31/2019 3:41 PM
477	We have a wonderful Parks Department providing for our community! Summer Camps are great, the Tot School program is fantastic and affordable, I would like to see more awareness of this program or to see it expanded. An indoor soccer / sports facility would be a great addition to our community. Further development of our Riverfront and Farmer's Market would be great. An evening farmer's market special event once a week or month would be a great opportunity for who can't make Saturday mornings- esp in the dead heat of Summer. Would love to see some food offerings at the summer concerts (which are great!) we plan ahead and bring food / snacks, but I know a lot of busy families don't go bc of dinner time & hangry children. My 6yo daughter suggests a community clean-up day where everyone comes out to help clean up our community and do chores to help those who need assistance cleaning up their yard. I think it would be great to have a volunteer portal where volunteer opportunities at various non profits within the city are made available in one place and people can donate time without making long-term commitment to an organization. I think people are more likely to sign up for a few hours here or there, when free time arises, but won't necessarily plan far in advance or be able to commit to regular recurring schedule. Thank you, Paducah Parks Dept!	1/31/2019 3:41 PM
478	We have a great city, but our parks are a sad. I do not take my children to the Noble Park playgrounds due to lack of adequate bathroom facilities and safety concerns (I have been there on a Sunday when adult men are smoking pot on the playground). Our soccer facilities are an embarrassment. The parking is horrible and there are not adequate sanitary facilities. We lack consistent, safe, and adequate length of tracks for runners and bikers. We focused our energy building a boat dock for transient boaters who don't even live here or pay taxes (other than sales) - but could not even build a playground by the river??? It took a private individual to sponsor bathrooms by the Noble Park tennis courts??? It seems we need to review where are resources are being spent and create a master plan for a vision of health and wellness for our community. The people of Paducah need to know their leaders are trying to create and sustain a community that all can use.	1/31/2019 3:15 PM
479	indoor aquatic center, more running trails	1/31/2019 3:12 PM
480	Indoor recreation facility, including pool, pickle ball courts, and walking track	1/31/2019 3:11 PM
481	Would love to see restrooms and lighting at the soccer fields please!!	1/31/2019 2:58 PM
482	Continue to fund the wonderful renovations, improvements, and upkeep of Paxton Park, Paducah's best facility of any kind.	1/31/2019 2:57 PM
483	We love the parks available to us in Paducah. I have a 4 year old and a 5 month old. I would like to see more shaded areas that aren't picnic sites that are close to the playground equipment. Good bathroom facilities are also important with little children. Port-a-potties don't allow me to take both kids in at once, nor do they allow us to wash our hands. That makes it very challenging for us as a family.	1/31/2019 2:54 PM
484	utilize the baseball fields at Noble Park.	1/31/2019 2:51 PM

Paducah Parks & Recreation Master Plan Survey

485	I think our local politicians should be lobbying in Frankfort for our city to get some form of tax benefits from the abundance of hotels in the city. It makes ZERO sense for the city to allow these hotels to be built, stay near capacity while the city provides fire and police protection and them to not pay any city tax. Other community's local government pushed through taxes on hotels. This could not only provide more revenue, but also help with the cities pension budget problems. I vacation frequently and in other cities, there are always city tax lines on my bill. It's time Paducah takes advantage of this as well.	1/31/2019 2:49 PM
486	Multi purpose sports building with low rates and a heated therapy pool.	1/31/2019 2:47 PM
487	The baseball fields have the opportunity to be a great money maker for the city and local businesses if they were in the condition needed to host travel ball tournaments. However, they are far from it. The last tournament hosted there was shockingly under supported by the city.	1/31/2019 2:47 PM
488	Bring in jobs and major industry, you see what Bowling Green and Owensboro are doing and how successful they are why is Paducah not? The Old money and new money need to quit fighting come together and work for the betterment of Paducah.	1/31/2019 2:44 PM
489	I would like to see the City of Paducah and McCracken County combine efforts and purchase the Paducah Regional Sports Plex. Also coordinate all sports programs	1/31/2019 2:30 PM
490	Definitely a sports plan, we are behind	1/31/2019 2:28 PM
491	I would like to see a new rec facility that would house baseball and soccer fields with concessions and restroom facilities including lighted fields and at least a couple of turf fields. An indoor multi-use facility that could accommodate many rec sports for indoor practice, or tournaments during winter months. Example would be soccer, baseball, softball, volleyball.	1/31/2019 2:20 PM
492	Would like to see a state of the art recreational complex with a natatorium being at the center sounded by baseball fields, soccer fields, etc, Paducah is well overdo for this. It's also about time to consolidate the city and county. The city vs. county is getting quite ridiculous.	1/31/2019 2:15 PM
493	I would love to see Paducah have competitive recreational facilities that attract and drive growth in our community. The existing Paducah facilities fall well short of the mark set by other municipalities.	1/31/2019 2:15 PM
494	Check out Lexington's Greenspace Commision. They have done an excellent job of maintaining adequate Greenspace	1/31/2019 2:05 PM
495	Consider the need of passionate citizens who regularly give back and consider creating citizen driven boards or input teams. The parks are a wonderful asset here. Don't over develop them. I love that the questions include "natural" areas and hiking. Marked trails with mileage would be a huge benefit to those looking for low key activity.	1/31/2019 2:02 PM
496	Repair and maintenance of existing facilities. Decent restrooms with access to drinking fountains. Pool hours that allow for me to swim with my family after I get off work.	1/31/2019 1:56 PM
497	Natural play sets at the parks. More enforcement of the smoking ban. Outdoor fitness equipment at noble park. Owensboro has a beautiful river walk with a park, spray park, and shelters. Something similar to that would be beautiful in our area!	1/31/2019 1:45 PM
498	Usable soccer fields, the county fields need lots of work. Indoor soccer facilities would be good too. Paducah would be a great place for hosting tournaments which brings in thousands of tourists.	1/31/2019 1:21 PM
499	Swimming facilities	1/31/2019 1:15 PM
500	Increase in funding for 'Game of Life' Paxton Golf Park, programs for junior golf, babyboomer entry level golf programs for retirees, course maintenance/equipment, instructors, marketing monies AND new Pickeball Courts (inside and outside) to meet and exceed the 'Livability Index' making our community a 'Blue Zone' as indicated by author Dan Buettner ..."helping the community lose weight, reverse disease, and increase life satisfaction, changing the way we live, eat, and C O N N E C T".	1/31/2019 1:12 PM
501	Build an outdoor and indoor sports (soccer) complex	1/31/2019 1:08 PM
502	i would sincerly like for people who have dogs use the desinated dog park instead of using every park as such. i have my small grandkids with me and no matter which park i take them to people have their dogs ,some of the dogsare rather large dogs can we limit it to maybe just two? noble park,park on13th, the one on the corner of alben barkley dr. the kids are frightened and so am with them running around.	1/31/2019 1:07 PM

Paducah Parks & Recreation Master Plan Survey

503	more shade in the parks and shaded playgrounds	1/31/2019 1:04 PM
504	Paxton Park is a facility that is second to none with the work force they have. No body works harder. This is a Gem in the City of Paducah. Please help The Golf Course to be greater. Danny can take your money and make it go far. Please dig deep in your pockets and help. We need to continue to make Paxton great. [REDACTED]	1/31/2019 12:52 PM
505	The quality of our parks is what is lacking. Several similar sized cities within driving distance of us have much nicer youth sports facilities, which limits our ability to host and attract events and leagues. The riverfront area is woefully underutilized and despite our pride in the flood wall murals, most of our riverfront is unsightly and non-welcoming. We should look to the design of the Chattanooga downtown riverfront for inspiration in our hardscape and great lawn design.	1/31/2019 12:50 PM
506	We are a soccer family and spend a lot of money in other locations to play tournaments as a travel team. This takes away from hotels, restaurants, gas stations, tournament fees, recreation/entertainment, etc. while other families from other areas could be here. Check out Bowling Green, Owensboro, etc. They are excellent! At this point, it would probably bring in more than quilt shows (I know that probably steps on fingers, but it is the truth).	1/31/2019 12:47 PM
507	Don't forget existing facilities needs such as Noble Park and Paxton Park, two of the biggest and most used facilities.	1/31/2019 12:41 PM
508	Bathrooms for the Soccer fields	1/31/2019 12:41 PM
509	Indoor soccer arena, indoor pool	1/31/2019 12:39 PM
510	Please include the needs of Paxton Park, including equipment and continued capital improvements.	1/31/2019 12:38 PM
511	A sports complex, complete with baseball/softball fields and soccer fields worthy of local participation and hosting large regional events. Small local baseball complexes tend to be underfunded and hard to maintain and there is NO reasonable soccer facility in the county.	1/31/2019 12:37 PM
512	More than anything, our community needs an indoor competition swimming pool and learn to swim program. Indoor basketball courts for youth to use year round are also needed. Having a new facility that is well maintained and supervised and that promotes health and wellness for all would be a bonus to our community. This facility could even generate revenue from hosting various sporting events, such as swimming competitions, basketball and other sports tournaments.	1/31/2019 12:37 PM
513	It would be wonderful to see a developed sports plex (indoor and/ or outdoor) for baseball/ softball (including batting cages), soccer, basketball, indoor walking/ running track, similar to other counties/ cities (for instance Mike Miller Park), and a river front park with a playground/ splash pad (like Owensboro). Thanks for all that you do! Our family LOVES Paducah Parks!	1/31/2019 12:30 PM
514	Facilities and events that cater to teenagers	1/31/2019 12:21 PM
515	In the bigger parks have a ice cream shop or snack stand.	1/31/2019 12:20 PM
516	Invest in additional public spaces/parks in westend.	1/31/2019 12:17 PM
517	Indoor Swimming pool center	1/31/2019 12:15 PM
518	The City & County would benefit greatly from a partnership upgrading our ball fields and even establishing new softball/baseball/soccer fields that would cater to the competitive travel leagues.	1/31/2019 12:14 PM
519	First class baseball / softball sports facility supporting I travel teams	1/31/2019 12:12 PM
520	Better restrooms. Restrooms at the McCracken county Soccer fields. Possible indoor soccer complex.	1/31/2019 12:10 PM
521	A large multi use facility with indoor pool. Consider facilities that are equipped to handle large sporting events/tournaments, concerts, festivals, conventions, etc to bring people to our city on a weekly basis - not just for the quilt show.	1/31/2019 12:10 PM
522	Build and maintain pickleball courts. Pickleball is the fastest growing sport in the world and Paducah has no courts.	1/31/2019 12:06 PM
523	We need a multi-use sports park similar to other big cities. We travel for soccer and would love to have something like that here at home.	1/31/2019 11:55 AM
524	Continue to help and improve Paxton Park. It is very important to those that have grown up playing golf. It is a sport you can play all of your life. It is great for both male and female and those of all ages.	1/31/2019 11:23 AM

Paducah Parks & Recreation Master Plan Survey

525	You invest more than 3 million dollars in the park department. I would like to see investment in Paxton Park Golf Course. The majority of towns and cities this size or larger invest in their municipal golf course and consider a good thing.	1/31/2019 10:48 AM
526	We live in Marshall County but the soccer program in Paducah is better so we travel there twice a week for practice. All of our games are played in St. Louis or at weekend tournaments other places. In St. Louis we are already at a disadvantage because our kids don't practice on turf fields. All the facilities there have turf fields. Second, rather than traveling to Memphis and Jackson TN we could host our own soccer tournaments which would bring money to the club and money to the city for people's hotel stays, food, shopping etc. The quality of Paducah's soccer fields to even more local facilities like Mike Miller Park and Murray's fields is no where up to par. Turf fields with ample parking, sidewalks, bathroom facilities, and playgrounds for younger siblings is much needed.	1/31/2019 10:45 AM
527	The pavilions need to be handicap accessible. Better bathrooms around the playground area.	1/31/2019 10:43 AM
528	There is a need in Paducah for the improvement of our baseball/softball fields and soccer fields. Please consider including these facilities in the master plan for improvement.	1/31/2019 10:32 AM
529	Keep improving Paxton Park golf course.....it is a very valuable asset to the city of Paducah.	1/31/2019 10:24 AM
530	An indoor complex that will house sports for you that include soccer and other sports that can be used year round.	1/31/2019 10:20 AM
531	As a mother of 3 toddlers a fully fenced play ground for summer time or an indoor playground for winter would be nice.	1/31/2019 10:15 AM
532	indoor/outdoor sport facility	1/31/2019 10:02 AM
533	A ymca type indoor facility which would offer something for all ages, youth - senior citizens. Also soccer fields that could aerve youth-teens And provide a place for travel tournaments. Same for baseball/softball. Mike Miller park is able to host such, why can't Paducah? There is little for teens to do in themis town, other than sports/arts? Why not give them a great facility?	1/31/2019 9:54 AM
534	More dog disposal areas and bags. We have appreciated the ones in Lang Park, but not everyone uses them, which has been a disappointment when those of us are respectful and live close.	1/31/2019 9:53 AM
535	More investment with Paxton Park Golf Course	1/31/2019 9:37 AM
536	Put as much effort into Paxton park as possible. It's the best golf course around for the money	1/31/2019 8:42 AM
537	Security Cameras for the running and biking trails.	1/31/2019 8:40 AM
538	Bring Saturday downtown after dinner	1/31/2019 8:32 AM
539	Use Paxton park as a business model. It's the best public course I've ever seen. I dropped out of Paducah Country Club because it's such a good value and excellent course. Management of the course is the best I've ever seen in a small town public course. Well done!	1/31/2019 8:16 AM
540	Mccracken county youth soccer association soccer field updates, lighting, better parking, indoor soccer area. Referees for soccer games!!! Most of the time there isn't anyone and some of the coaches don't know how to ref properly. More soccer times/seasons/longer seasons! More and better swimming lesson events for young children.	1/31/2019 8:05 AM
541	I would like to see the existing baseball fields revamped. The facilities at Noble Park and Stuart Nelson's are horrible. No bathrooms (maybe portapotty), dugouts are missing tops, very little concessions or none at all. Would like to see and expanded baseball facility with multiple fields so people wouldn't have to travel out of town and spend money elsewhere.	1/31/2019 7:59 AM
542	PICKELBALL! Indoor track, improved dog park	1/31/2019 7:58 AM
543	Please consider new baseball and softball fields.	1/31/2019 6:58 AM
544	Baseball sports fields for travel teams	1/31/2019 1:41 AM

Paducah Parks & Recreation Master Plan Survey

545	Stewart Nelson park- I am not from here but I have been here many years now and I recently heard the history behind Stewart Nelson park, which I found interesting and yet concerning. Why do we not detail the history bring in the bulldozers add to this beautiful park and instead of a crappy jungle mess of trees bring in some beautiful attractive flowers and trees and make this park beautiful again and utilize this space with having a beautiful area to bring in history and traditions from all cultures and times. Let's celebrate October fest in October or Holy day (India) and teach , current events, history, and diversity which can help bring in revenue. What is better then learning and enjoying it too. I would go to a place like that. Sounds impossible but somewhere in here is some useful information that could be used.	1/31/2019 12:51 AM
546	baseball/ softball facilities. i'm tired of children that could play here and bring in lots of revenue for paducah, driving elsewhere to spend their money.	1/31/2019 12:47 AM
547	As a parent member of the Paducah Swim Team, I have had the opportunity to visit several indoor recreational facilities with 50 meter or 25 yard lap pools. These facilities vary widely in size and other recreational offerings, but they all appear to be a huge asset to their community. I feel that a recreational facility with an indoor lap pool that could also be used for recreational swimming year round would be a huge asset to our city.	1/31/2019 12:41 AM
548	Focus money and energy on adding parks that'll bring people from out of town to Paducah, as well as generate revenue for our small town and parks dept	1/31/2019 12:41 AM
549	Paducah desperately needs state of the art indoor & outdoor sports facilities for hosting baseball, basketball, soccer & tennis tournaments. These facilities should be city-owned rather than private. Other comparable cities like Elizabethtown have paid for their new facilities in two years or less. The overall economy will benefit from the hotel & restaurant revenue that will be generated. Our city government has devoted too much attention to the arts & has neglected this as a way to boost our local economy, which sorely needs this. It's a perfect fit for our area based on our history of successful sports programs. We are way behind other communities who have built such facilities.	1/31/2019 12:38 AM
550	The city is filthy & dilapidated. monuments and statues are covered in grime or rusted. Invite authors to speak and other interesting & diverse people. Too one dimensional.	1/31/2019 12:37 AM
551	More classical and less country an rock music.	1/31/2019 12:36 AM
552	A swimming pool that stays open past 5 for parents who work but would like to swim with their children and a pool that does not close the first of August. An indoor pool would be great so kids could swim in the winter. More fun things at Noble Park for kids older than 5 or 6 or who have outgrown the playground equipment.	1/31/2019 12:32 AM
553	Partnering more with area schools!!!	1/31/2019 12:28 AM
554	Soccer facilities are a disgrace, youth baseball facilities are a disgrace. Serious upgrades needed	1/31/2019 12:16 AM
555	Better soccer and baseball facilities. Current "old landfill" site could be much improved.	1/31/2019 12:09 AM
556	Improve Paxton Golf Course. Demand indoor swimming facility & improve our parks. Need Community gardens.	1/31/2019 12:06 AM
557	Encourage residents to get more active by making the city more friendly for that kind of lifestyle	1/31/2019 12:03 AM
558	I think it would be wonderful to have parks with special needs kiddos in mind. Check out Murfreesboro TN's Miracle Field Park - we went there all the time when we lived in TN and loved it!	1/30/2019 11:53 PM
559	More quality baseball/softball fields with murder restrooms and concession stands, near hotels and food establishments. Work with county to incorporate soccer fields and ball fields convenient to visitors	1/30/2019 11:26 PM
560	Parks and recreation back in each housing site. The food truck deliver. Start up local teams for girl and boys basketball,football,cheerleading etc. Please do something for the local children there is nothing for them to do but hang out.	1/30/2019 11:21 PM
561	Come look at the park in Forest Hills. It is the red-headed step-child of all Paducah Parks.	1/30/2019 11:16 PM
562	Sports Complex	1/30/2019 11:09 PM
563	Having baseball, softball and soccer tournaments and commit to the children of this community by showing them that this city cares about them. This city is holding itself back from growing financially and in population.	1/30/2019 11:04 PM

Paducah Parks & Recreation Master Plan Survey

564	The biggest issue I see is the need for multiple restroom facilities at multiple park locations. Additionally, available snack concessions at all locations.	1/30/2019 10:58 PM
565	We need more sidewalks	1/30/2019 10:52 PM
566	Soccer fields and indoor facility	1/30/2019 10:49 PM
567	Improving the soccer fields or building turf fields would impact the local economy immediately. Improvements would allow paducah area clubs to host tournaments bringing in teams from the Quad-state area. Clubs could coordinate with the City to host tournaments during tourist down times. Would be a great opportunity to show off our great city and the great local soccer talent.	1/30/2019 10:46 PM
568	indoor soccer fields improved outdoor soccer fields continued funding to Paxton Park golf course- excellent course with friendly staff	1/30/2019 10:45 PM
569	Indoor lap pool	1/30/2019 10:43 PM
570	Bring in youth sports tournaments. Improve sports facilities	1/30/2019 10:43 PM
571	We use the soccer complex the most - would love to see it look similar to the one in metropolis.	1/30/2019 10:36 PM
572	Competition lap pool is needed for this area.	1/30/2019 10:34 PM
573	A park similar to Mark Miller that support multiple sports. Primarily focusing on soccer, baseball, and softball	1/30/2019 10:34 PM
574	Improve Paxton Park and develop tournament quality baseball-softball fields and youth basketball gyms	1/30/2019 10:30 PM
575	An indoor sports facility	1/30/2019 10:27 PM
576	baseball and soccer facilities to attract revenue	1/30/2019 10:26 PM
577	More walking/hiking trails, better safety, and enhanced availability for youth sports to be able to hold tournaments	1/30/2019 10:25 PM
578	Soccer fields and indoor basketball courts. Sidewalks that could be used for walking jogging. and other areas to ride bikes. Need a spacious area tha everyone can enjoy the outdoors safely. Place to play lots of soccer and outdoor sports.	1/30/2019 10:25 PM
579	More indoor or outdoor soccer fields	1/30/2019 10:24 PM
580	We have the perfect location to host regional soccer tournaments which bring tourism dollars to the area. It would be tremendous to have a regional sports facility not only for soccer but other sports as well.	1/30/2019 10:21 PM
581	New soccer complex	1/30/2019 10:21 PM
582	A large outdoor soccer, softball, baseball, football park for travel teams to come and play. We are missing out because we have a great location and beautiful downtown with lots of space.	1/30/2019 10:20 PM
583	A large baseball/softball complex for large state of the art tournaments. To also include batting cages and practice areas.	1/30/2019 10:19 PM
584	Improve bathroom facilities	1/30/2019 10:17 PM
585	Indoor swimming facilities, updated soccer, baseball and softball parks. Take a look at Elizabethtown's park. Along with their soccer, baseball and softball fields they are able to host major high school cross country running competitions that bring in schools from all over the state.	1/30/2019 10:07 PM
586	Turf soccer fields	1/30/2019 10:05 PM
587	Youth Sports facilities that are comparable to those in other cities in Kentucky. Baseball - Softball Fields, Youth Football field (Owensboro), Greenways with more distance, Active current tennis leagues UTR or USTA. Adult/Jr Tennis tournaments UTR or USTA.	1/30/2019 10:04 PM
588	Reinstate contribution to Paxton Park. Golf is a sport for all ages and can be played forever. if you want your senior citizens to have an activity then golf is a great choice.	1/30/2019 10:01 PM
589	Baseball fields for tournaments and practices, lighting better in public areas	1/30/2019 9:56 PM
590	financial support for Paxton Park. As the only municipal golf course, I would expect the city to be more supportive of financial needs to maintain and improve the course. Danny Mullen has done an excellent job, but support from the City would, of course, reflect well on the City.	1/30/2019 9:46 PM

Paducah Parks & Recreation Master Plan Survey

591	Improved Outdoor soccer and baseball facilities where tournaments can be held that would eliminate travel for local families and bring revenue to our area. We are losing so much money because we are having to go elsewhere to compete	1/30/2019 9:45 PM
592	We travel EVERY WEEKEND for our children to play soccer, baseball, and basketball in leagues and/or tournaments. We make sacrifices to be able to fund their passions. Our local facilities are not up to par with those in surrounding communities (Elizabethtown, O'Fallon IL, and Jackson TN) and it reflects in the play of our teams because we cannot play in inclement weather or host competitions. Our community should be able to host events that would produce revenue and keep our athletes closer to home. Local children, especially those with limited financial support are missing out on opportunities as a result of our lack of programs and facilities.	1/30/2019 9:44 PM
593	Improved facilities for baseball, softball, and soccer. Indoor facilities for winter activities and programs.	1/30/2019 9:38 PM
594	Soccer/Multi-sports complex	1/30/2019 9:36 PM
595	Facilities that will bring people into Paducah for tournaments, games. We have hotels, shopping & food but most people travel with their kids to complete because we don't have the facilities. Why not stay here & let people come to us & spend their dollars in Paducah.	1/30/2019 9:28 PM
596	Soccer facilities for tournament play.	1/30/2019 9:13 PM
597	We would like for you to help Paxton Park Golf Course with some equipment and course upgrades.	1/30/2019 9:04 PM
598	More financial support for the Paxton Park public golf course for maintenance and upgrading.	1/30/2019 9:03 PM
599	Baseball/softball & soccer facilities that will bring teams from surrounding areas to Paducah. They use hotels and spend money! Restaurant tax pays for other cities to make this work.	1/30/2019 8:58 PM
600	Helping Paxton Park Golf course more financially	1/30/2019 8:52 PM
601	Paducah needs a multi-use Sports Plex.	1/30/2019 8:47 PM
602	Children getting tutored by older children for help with homework. It gives them a chance to get to know the other children of the community. However these kids are not forced to do this but they volunteer.	1/30/2019 8:28 PM
603	A nice indoor pool facility for the Paducah Swim Team and the community. Also, we need more indoor courts (basketball, tennis, etc.) for youth and adult programs.	1/30/2019 8:12 PM
604	Bring something to the Southside	1/30/2019 8:11 PM
605	Quit thinking so much about visitors and start thinking more about the families that live here.	1/30/2019 7:48 PM
606	Indoor/outdoor soccer complex. The sports plex is horrible and we need another option.	1/30/2019 7:35 PM
607	Soccer and baseball complex like in Elizabethtown	1/30/2019 7:26 PM
608	Baseball complex! Bring the money to paducah!	1/30/2019 7:15 PM
609	Lack of family-accessible restrooms (changing tables would be wonderful!) can make trips to the playground, soccer fields, dog park, etc. very difficult with young children or with multiple children. It is incredibly difficult to take a toddler to a porta-potty, especially when you have other young children to watch and the toilet is at the edge of the parking lot/street.	1/30/2019 7:12 PM
610	ARCADES OR JUST MORE FOR KIDS TO DO!	1/30/2019 7:01 PM
611	Big outdoor facility similar to the Elizabethtown Kentucky sports complex and include indoor pool facility for swim programs and an indoor track.	1/30/2019 7:00 PM
612	New Soccer Complex	1/30/2019 6:51 PM
613	Long term, consistent financial support for Paxton Park so the facility can continue to be a quality, family oriented facility.	1/30/2019 6:50 PM
614	Make it affordable for all groups of people. Maybe a sliding scale for income	1/30/2019 6:44 PM
615	We need a state of the art baseball/softball complex in Paducah. We travel out of town almost every weekend starting in March to tournaments because Paducah does not have a decent facility. We eat out, stay in hotels and do entertainment and shopping. These tournaments almost always sell out... about 40-50 teams per weekend... we are truly missing out of revenue to this area.	1/30/2019 5:56 PM
616	Look at other baseball parks to get ideas and to add in Stewart Nelson as well	1/30/2019 5:54 PM

Paducah Parks & Recreation Master Plan Survey

617	More advertisement of what paducah has to offer locals. I find it difficult to get information about different parks in town and what they offer. We are ALWAYS looking for free/cheap things to do with our kids or by ourselves.	1/30/2019 5:52 PM
618	We have 4 of our 5 kids involved in club soccer and have been fortunate enough to see how other communities support their youth sports. Paducah is a wonderful place to live but could really be enhanced by offering a strong multi sport facility both indoor and outdoor to support the local teams but also to draw revenue generating tournaments here.	1/30/2019 5:52 PM
619	A multi sport soccer/softball/baseball turf fields with lighting. Great for the community and can raise unbelievable amounts of money to pay for itself and other programs.	1/30/2019 5:47 PM
620	Sports faculty similar to that in Elizabethtown KY	1/30/2019 5:27 PM
621	Build a sports complex. Quit letting our money go elsewhere every single weekend for travel sports.	1/30/2019 5:20 PM
622	Baseball/softball facilities upgrade playground renovation/fixing	1/30/2019 5:13 PM
623	Travel baseball/ softball tournaments.	1/30/2019 5:11 PM
624	Indoor soccer facility to be shared by McCracken youth soccer and local clubs.	1/30/2019 5:10 PM
625	Growing interest in soccer and improved facilities would allow tournaments to be held here, and would bring in people/money to our area. Metropolis has better soccer facilities than Paducah.	1/30/2019 5:01 PM
626	Turf soccer field and baseball complex at the info age park.	1/30/2019 4:56 PM
627	A recreational/sports park like Mike Miller but bigger. Proper restrooms, parking, and concessions. Ability to host soccer tournaments. Could bring in a lot of money for local businesses.	1/30/2019 4:50 PM
628	A legitimate consolidated soccer and baseball/soccer facility.	1/30/2019 4:46 PM
629	Soccer and baseball facility as well as indoor facilities for the winter	1/30/2019 4:46 PM
630	Use the old information age park space that is already owned to develop soccer fields. This location is already City owned and will not have an adverse impact on the current businesses. Much of the infrastructure is already in place. This location is easily accessible to everyone through multiple ingress/egress routes. This has been "talked" about for years and unfortunately no politicians have ever truly made this a priority and implement a funding stream to do so! Politicians need to quit worrying about votes and do what the public wants NOT sinking more money into the riverfront or the arts guilds downtown that generate little to no revenue in return! The "return on the investment" ratio needs to be looked at instead of sinking money into wasteful projects like the new transient boat dock!	1/30/2019 4:26 PM
631	A Botanical Garden would be a tremendous asset to the park system. I and several of my friends travel to St Louis, Memphis and Nashville each year to visit their Botanical gardens. This is something that could be done on a smaller scale at Noble Park perhaps 12-15 acres. I feel like the garden clubs in Paducah could maintain the area. Different parts of the garden could be assigned to different garden clubs. What a great plus this would be for the park system and the city of Paducah.	1/30/2019 3:37 PM
632	Noble Park needs to be updated and revamped.	1/30/2019 3:05 PM
633	New soccer facility w lights and great drainage system. Many fields to bring outsiders in	1/30/2019 2:55 PM
634	Soccer Fields	1/30/2019 2:46 PM
635	Better soccer fields, lighting, walking path and better parking	1/30/2019 2:31 PM
636	Multi Sport Complex (Soccer, Baseball & Softball) We spend thousands of dollars travelling with sports. Bring the money home. Artificial Turf Fields.	1/30/2019 2:29 PM
637	I travel with my children's' various teams to nearby cities that have capitalized on the popularity of youth sports. Whether it is soccer, baseball, basketball, swimming, biking, etc., cities have recognized the potential of creating programming & facilities that attract a youth athletics. It is a win for the community in both revenue & community involvement. Example: Bowling Green's Lovers Lane Park I went to the Kick or Treat Soccer tournament at this facility. Not only was it packed with participants in the tournament (who paid to park, eat, & stay - boosting the local economy) but also local residents using the walking paths, playing disc golf, etc. This is one of many examples. I have been to similar events in Evansville, IN; Jackson, TN; Clarksville, TN; the list goes on... Paducah/McCracken Co should be able to do the same.	1/30/2019 2:25 PM

Paducah Parks & Recreation Master Plan Survey

638	Please consider a nice indoor soccer field as well as outdoor soccer facilities. It is so greatly needed.	1/30/2019 2:16 PM
639	I think an indoor pool would be an excellent addition. I also think some indoor basketball or soccer would also be nice. The REC Center is nice, but having only one court limits what you can do there.	1/30/2019 2:05 PM
640	New soccer fields with both artificial turf and grass would bring income to our city because Pumas FC could them host soccer tournaments.	1/30/2019 1:58 PM
641	Soccer fields	1/30/2019 1:56 PM
642	Better soccer complex	1/30/2019 1:55 PM
643	Indoor Aquatics Center with other multi-purpose uses.	1/30/2019 1:52 PM
644	Partner with the county to improve soccer facilities	1/30/2019 1:46 PM
645	Improve facilities including lights, bathrooms, parking, proper field maintenance (not just cut grass) to host large soccer tournaments on the weekends and practice soccer during the week. We have the restaurants and hotels to host major tournaments, but we don't have the facilities so hundreds of family members travel to other communities throughout the year for tournaments. Even Metropolis has a much better soccer complex than we do, but they don't have the hotels, restaurants, location, etc. Let's take advantage of this opportunity!	1/30/2019 1:27 PM
646	As I mention above, the duck/geese feces in Noble Park is a major concern. The ducks & geese have taken over. The walking trail around the lake is almost impossible to walk or to use a stroller because of the fecal matter. It's not only nasty, it's dangerous. It makes it difficult to walk with children or to even use the playground. In addition, the ducks/geese frequently flock you. If there was some way to move the ducks/geese to a different location and perhaps put a couple of swans in the lake instead. The lake could be called "Swan Lake" and would be just as interesting to view. If the Swans require a warmer winter environment, they could be transferred and re-purchased each year. ANYTHING would be better than the mess that currently ruins the enjoyment of the lake, walking path & playground areas now!!	1/30/2019 12:43 PM
647	Funding for Paxton Park GC.	1/30/2019 12:39 PM
648	More small parks around the city. More walking/bike trails around the city. More pet friendly parks.	1/30/2019 10:50 AM
649	I would love to see an Olympic size pool and a sport complex would be great.	1/30/2019 10:42 AM
650	Aquatics	1/30/2019 12:05 AM
651	Midtown home flooding and less parks & rec.	1/29/2019 8:59 PM
652	plan to reduce the amt. of geese at noble park. they poop all over the sidewalks and is very unsightly as well as a health hazard. geese feces have been known to contain ecoli and salmonella.	1/29/2019 8:29 PM
653	A network of bike trails or bike lanes/signage that connect the various parks and the Greenway trail would be a great resource for many in the city.	1/29/2019 7:48 PM
654	Focus on reinforcing community building and wellness	1/29/2019 7:14 PM
655	We are a soccer family. Would love to see better restroom facilities and lights at the soccer fields. An indoor facility would be great too.	1/29/2019 6:20 PM
656	Bike trails	1/29/2019 5:25 PM
657	City does the best they can it seems with what they have. A zoo would be cool though!	1/29/2019 5:24 PM
658	Shade, ornamentation, benches and trash cans on parts of the Greenway Trail/in Schultz Park would make it much more appealing. It's unpleasant to run on the newer extension of the Greenway due to the view and smell from the water treatment facility. Would love more asphalt, gravel or dirt trails on which to run; concrete is hard on the knees.	1/29/2019 4:04 PM
659	Paducah is an aging population. Pickleball is a great alternative when tennis is no longer an option. Residents are driving to other counties to play pickleball and then spending dollars there for meals or shopping.	1/29/2019 2:43 PM

Paducah Parks & Recreation Master Plan Survey

660	We need adequate sports facilities for baseball and soccer to have teams travel and Olay in Paducah. We have the hotels and restaurants, we just need the facilities so that we can bring those outside dollars to our community and to keep our local families from the expense of traveling every weekend!	1/29/2019 2:11 PM
661	More sidewalks to the park facilities. Sidewalks on Lone Oak Road from the Coke plant to Martin Circle to help people walk to businesses rather than drive,	1/29/2019 12:00 PM
662	SAFE ways to get around town. Planet fitness offers indoor facilities for \$10/month. Why would we use tax money on an indoor facility that has tremendous overhead. Spend the tax money on recreation that can service our community AND bring in outside sporting events to also bring much more \$\$\$ to our community.	1/29/2019 10:08 AM
663	I don't believe the town needs another recreation center.	1/28/2019 3:54 PM
664	To focus on community wellness as a whole. Offer cultural experiences as well as fitness based areas and activities. Focus on paths and trails as well as cultural activities such as outdoor concerts and family movie nights.	1/28/2019 1:21 PM
665	More hands on maybe with animals, like a petting Zoo, I know a lot of things may have to be seasonal and that's fine...more or bigger water spray parks too. We just different things and more indoor for Winter months	1/28/2019 11:46 AM
666	Building a comprehensive sports complex, similar to the facility in Elizabethtown, KY. We are LOSING so much money! We travel every weekend, Paducah is losing out!	1/28/2019 11:24 AM
667	To improve park cleanliness and our environment, I would love to see recycling bins or units available for patrons' use.	1/28/2019 11:12 AM
668	renewable and sustainable programs for city facilities	1/28/2019 9:27 AM
669	I would love for Paducah to develop baseball/softball fields. This could bring so much financial support to the city. We travel hours out of town 3 weekends of the month from March through October. Almost always are all these tournaments sold out. This means all teams of 12-15 families a team are staying on hotels, eating out and finding activities to do between games in these areas. Paducah has been missing out on so much growth for years. Elizabethtown, Evansville and many other near by cities are growing their communities of this. We need to wake up and take advantage of this.	1/28/2019 9:21 AM
670	Better quality restrooms with cold water fountains.	1/28/2019 12:21 AM
671	Embarrassing that we do not have a multi sport facility for tournaments in baseball, soccer, swim etc. Instead our kids play soccer on the old dump. All other similar or smaller cities in our general area do	1/27/2019 8:44 PM
672	Bringing back the downtown after dark concert series on Saturday nights in the summer	1/27/2019 7:01 PM
673	Our city and county would benefit from a pool and much better soccer fields. I am so glad this is being consider!	1/27/2019 6:14 PM
674	A swimming pool large enough to support a Good Swim Team! Like we have now, with an Olympic hopeful!	1/27/2019 5:39 PM
675	We need a facility in the county to take the place of the Plex for basketball, volleyball, indoor soccer, outdoor soccer, flag football, and private events.	1/27/2019 5:17 PM
676	See the survey	1/27/2019 4:15 PM
677	We have the opportunity, if built properly, to attract families and teams from the surrounding area and beyond. We personally visit facilities that attract soccer, baseball, volleyball and aquatics. People are spending money to enter tournaments, eat at restaurants, stay in hotels and shop at local merchants. I believe our city and county has so much to offer. I envision our community becoming a hub for sports and recreational events!	1/27/2019 12:24 PM
678	Baseball, softball, and soccer complex	1/27/2019 12:06 PM
679	Program costs for families with multiple children	1/27/2019 12:00 PM
680	Plumbing as in restrooms at Stuart Nelson park, better mowing of the disc golf course and more parking	1/27/2019 10:24 AM
681	Disc Golf and LaNelle Parks	1/27/2019 7:33 AM

Paducah Parks & Recreation Master Plan Survey

682	My household would love to see a community indoor recreation facility that included a pool. Smaller communities like Marion, IL have such facilities. We would love for this to be at a reduced rate for those who live in the county and city. It would also benefit our community to connect neighborhoods with working sidewalks and bike paths. This encourages fitness and socialization.	1/26/2019 9:58 PM
683	Reopen the ice rink,only indoors, bring in ice hockey and ice skating.	1/26/2019 9:36 PM
684	We need sidewalks. It is dangerous to walk/jog/run anywhere but on the trails - that can get very boring.	1/26/2019 4:24 PM
685	Improvement to Dolly McNutt Plaza. Indoor swimming facility Repair or reconstruction of the downtown parking lot Provide for maintenance and upkeep of downtown plantings More retail (restaurants, snackbars) space on the riverfront	1/26/2019 3:23 PM
686	Running trails/routes and bridges	1/26/2019 2:26 PM
687	Helping improve the disc golf course would be huge! It's a very fast growing sport is has the ability to bring ALOT of people to Paducah if done right!	1/26/2019 1:15 PM
688	For Paducah to bring in more money, it needs to develop a baseball/softball complex for tournaments. Families travel every weekend spending hundreds of dollars on lodging, dining, and shopping. Paducah would benefit from offering this. It goes without saying that baseball and softball are dominant in this area. Paducah must capitalize on that fact and then reap the financial benefits.	1/26/2019 9:39 AM
689	Please build for kids. Bring young families to our area. My granddaughters travel for soccer, swimming and friends travel for baseball.	1/26/2019 7:05 AM
690	Softball	1/25/2019 11:26 PM
691	I think that the parks that we have in Paducah are very well maintained and frequently utilized by the community. However, the baseball fields at Noble Park and the soccer fields for McCracken fall way behind in quality compared to surrounding communities. They both need to be updated and would be even better if they were at the same location.	1/25/2019 10:49 PM
692	Complexes to help bring more travel sports to Paducah. Soccer, volleyball, basketball, baseball, football, softball, swim meets.....all of these sports bring high volumes of travelers to the area and increase revenue to hotels, restaurants, and stores in Paducah.	1/25/2019 10:28 PM
693	Please please please build facilities where we can spend our \$\$ in Paducah instead of other towns. We play travel baseball, basketball, and travel dance most weekends. We spend roughly 25 weekends per year in another city eating out, hotels etc. Why not Paducah? We go to Jackson Tn probably 4 weekends per year and play Paducah teams. Why???	1/25/2019 8:40 PM
694	Area for youth sports	1/25/2019 8:32 PM
695	Paducah seems to be headed in the right direction as far as making it a place to draw and attract people to our area. We love riding the Greenway Trail. Noble Park is making great strides in resurfacing the tennis courts and the awesome playgrounds. There is still a lot of land there that could be used to make it even greater with maybe some walking or riding/fitness trails. Possibly creating more athletic fields so that tournaments could be held which is a big win win for bringing people and revenue to Paducah. Would love to see some sort of Children's Museum in Paducah.	1/25/2019 8:30 PM
696	Baseball facilities for younger ages	1/25/2019 8:22 PM
697	I really believe with all the wasted land at NOBLE PARK, a disc golf course could be built, HB Clark out of Nashville could design it, it would bring so much revenue to the city because disc golfers would drive hours to come play a championship course.	1/25/2019 8:11 PM
698	A youth sports complex! Including baseball and softball.	1/25/2019 7:58 PM
699	We would love to see softball and baseball fields with nice restrooms available. We would also love to see a facility large enough to hold 4-6 volleyball courts for indoor volleyball tournaments.	1/25/2019 7:54 PM
700	Any new or improved facilities or activities should be shared financially with the county. Also, the Plex should be a part of plan; to have this facility built and only needing upgrades would be cost saving.	1/25/2019 7:41 PM
701	better communication advertisement of opportunities	1/25/2019 7:39 PM
702	Soccer fields are The Most Important ! Then swimming and baseball. Nature trail needs to keep improving!	1/25/2019 7:33 PM

Paducah Parks & Recreation Master Plan Survey

703	Bathrooms for soccer fields	1/25/2019 7:23 PM
704	A sports facility to attract travel teams to our area	1/25/2019 7:09 PM
705	A complex for baseball, softball tournaments would fill up hotels and restaurants with travel teams.	1/25/2019 6:16 PM
706	Demolish the 30 parks that average 7 visitors per week and replace with incentives for business to locate	1/25/2019 6:01 PM
707	New baseball fields and indoor swimming and indoor basketball courts	1/25/2019 5:55 PM
708	Replace the twenty seldom used parks with business	1/25/2019 5:54 PM
709	Baseball facility to have tournaments similar to Elizabethtown would do great here	1/25/2019 5:37 PM
710	I feel the citizens would benefit in an indoor swimming facility. We travel to Marion IL to enjoy their indoor pool during the winter months. I would not advocate for weights and other activities that would compete with local businesses in this facility. We have numerous gyms throughout the city/county in all price ranges. I would rather see a large sum of money go towards pools that can attract large amounts of people that will travel to our area for competitions and another pool area with slides and activities for kids.	1/25/2019 5:06 PM
711	Excellent maintenance included in any plan.	1/25/2019 4:33 PM
712	Let's privatize healthy living by investing in top notch athletic facilities such as ball fields and an indoor competition pool! This is holding back the growth of our city and the health of our citizens. Now is the time! Thank you so much!	1/25/2019 4:32 PM
713	Well lit walking trails. Adult sports leagues.	1/25/2019 4:17 PM
714	Expansion of baseball/softball fields. Paducah's ball parks are embarrassing. Our kids deserve to play somewhere clean and safe.	1/25/2019 4:13 PM
715	Sidewalk throughout	1/25/2019 4:00 PM
716	I would love to see a were the community can get together and play sand volleyball in league play, tournaments, and recreation. Since moving back to western KY, there is nowhere to play sand volleyball.	1/25/2019 2:50 PM
717	New baseball and softball facility to attract outside visitors for tournaments	1/25/2019 2:37 PM
718	Day long programs for teens in summer kids activities offered while adult classes are going on in same location	1/25/2019 2:03 PM
719	We would love if you had a swim team. Even if we didn't compete with other teams and only competed against each other.	1/25/2019 1:47 PM
720	Consider adding lighting to the trails, and leaving the trails/facilities open later at night. I would like to run on the greenway trail later at night, but this is difficult because the park closes and there are no lights.	1/25/2019 1:39 PM
721	As an avid disc golfer I know many many people that would love to see another course and improvements to Stuart Nelson. Stuart needs a lot of attention when it comes to more mowing on the creek side of the trail,also clean up of downed trees and limbs and trees that are standing but in bad shape. Stuart Nelson is considered by many to be one of the best layouts in the area. We would all like to see it better maintained. thanks for your consideration. [REDACTED] [REDACTED]--Leadership Team WKY disc golf club.	1/25/2019 1:21 PM
722	6 indoor tennis courts and additional outdoor tennis courts to support USTA tennis tournaments which would bring income to city hotels, restaurants, etc.	1/25/2019 12:58 PM
723	Aquatic center and better youth sports organization and facilities. It would be great for our city financially as well as from a pride perspective.	1/25/2019 12:33 PM
724	A swim facility. Because it is the best exercise for kids . It helps in developing the body with no impact to the kids. Plus in a river town such as ours . You could teach life saving , water recovery, boating safety , it just makes since. And then swimming competition could be affordable for everyone of our kids. Not just the wealthy as is now.	1/25/2019 11:18 AM

Paducah Parks & Recreation Master Plan Survey

725	I know this probably doesn't even matter but I think the pool should at least be open weekends after the kids go back to school until Labor day. The pool is what my family uses the most in the summer! My daughter loves it there! It would be great since there are no other public pools in the area to have it open until Labor day. I know many of your guards go back to school but I know they could at least work weekends. Just something to think about.	1/25/2019 11:08 AM
726	Install security cameras and Water Fountains at parks and along the Greenway Trail. When I walk the trail and go to Bob Noble Park there are no water stations on the trail or at the park.	1/25/2019 10:47 AM
727	Looking at the cost to rent/use a parks facility for non-profit organizations. The cost for these facilities are set and should be evaluated differently for non-profit organizations to gather, such as Girl Scout Troops, etc. Instead of a reduced rates, these facilities are sitting empty. Looks like a loss for the city. Thank you.	1/25/2019 10:39 AM
728	A large indoor pool.	1/25/2019 10:38 AM
729	An ice rink. There is not one in a 2 hour drive in any direction. Owensboro has a very nice city owned rink. I believe Paducah could have something just like it. It would be very popular. Paducah is right in the middle of 2 NHL teams (NSH and STL) and is the perfect place for a rink.	1/25/2019 10:30 AM
730	indoor ice skating rink boxing program improved soccer and baseball/softball fields more restrooms	1/25/2019 10:09 AM
731	An indoor pool inside the city limits would be amazing. A 50 m pool would be a dream come true for Paducah Residents. That type of facility would bring a whole new level of fitness to our area.	1/25/2019 10:04 AM
732	I would love to see an indoor pool for year round use	1/25/2019 1:26 AM
733	Upgrades to the noble park pool	1/24/2019 11:56 PM
734	Excessive redundancy of baseball/softball fields in poor condition. These should be converted to high quality soccer fields, including one artificial turf field. The McCracken County fields are very poor. Greenway Trail needs to be extended across Park Avenue in to the West End along the levee at 32nd Street for enhanced access. Of course, recreational opportunities will never be maximized until the city and county merge. County residents who do NOT live in the city should be charged for using city facilities.	1/24/2019 11:49 PM
735	Add extra security to facilities such as Noble Park Pool, the Recreation Center, and the Rec Baseball/Softball fields.	1/24/2019 11:39 PM
736	please i'm taxed to death already. I rather pay as I use then pay anymore taxes. have that you can buy a membership single, family 2, family+(4 or more)	1/24/2019 10:26 PM
737	I think we should put another disc golf course in the unused part of bob noble park that runs beside H.C. Mathis	1/24/2019 10:12 PM
738	Indoor basketball courts for the youth	1/24/2019 9:39 PM
739	it would be interesting to see the city make use of the space which has a kitchen in it. it would be an ideal place to put a buffet style restaurant or a chic-fila/ taco/ pizza place. also bring back the train alt least that would take you from the beginning of the trail ride to the end. paddle boats	1/24/2019 9:36 PM
740	I would love to see Paducah be a hub for youth sports. We are having to travel to St. Louis, Elizabethtown, KY, Jackson, TN for soccer and baseball. Why? Our beautiful city should be thriving on the weekends with people from out of town coming here to spend their dollars while their children compete and play sports here. Instead, we are leaving our city, and our dollars are being spent elsewhere. Why in the world can we not have a first class sport facility with soccer, baseball, swimming, etc?! Our city needs to invest the money to make this transformation. They will make it back! Paducah can and should be thriving. For goodness sake, Metropolis, IL has better baseball and soccer facilities than Paducah! It's time for a change. The community will support this.	1/24/2019 9:29 PM
741	Improve softball/baseball fields including Sheppard field (restrooms & better grounds/field care). Park at riverfront development.	1/24/2019 9:29 PM
742	More disc golf	1/24/2019 9:24 PM
743	Licensed individuals through the ATF going to have a type of 54 fireworks permit like me and my wife do to shoot off display fireworks in an open shoot on July 4th until that happens I'll continue shooting them out here in reidland	1/24/2019 9:13 PM

Paducah Parks & Recreation Master Plan Survey

744	Revenue could increase in Paducah by offering better facilities for weekend sporting events if they are well organized and available.	1/24/2019 9:11 PM
745	Get rid of [REDACTED] He's a jerk and not a good representative to many citizens. He makes the department look bad.	1/24/2019 9:03 PM
746	Need a YMCA	1/24/2019 8:57 PM
747	A YMCA and some batting cages. Adults like batting cages too.	1/24/2019 8:22 PM
748	Additional sports options like an indoor pool, Gaga ball, and volleyball.	1/24/2019 8:12 PM
749	aquatic center, indoor pool	1/24/2019 6:56 PM
750	Demolish parks and replace with business	1/24/2019 12:14 PM
751	For the Parks dept and the West Kentucky Disc Golf Club to work together on ideas to help further grow the sport and upgrade the course	1/24/2019 11:59 AM
752	I think a great soccer complex might bring families to Paducah for tournaments, etc. Another spray park would be nice (very crowded in hot weather.)	1/24/2019 9:31 AM
753	A nice facility maybe offering both a pool and ice skating rink. I think this would bring people to Paducah.	1/24/2019 6:56 AM
754	An affordable indoor workout and pool facility, improving drainage and hole-specific signage at Paducah DGC @ Stuart Nelson, exploring adding disc golf to other parks in Paducah and McCracken County	1/24/2019 1:38 AM
755	Definitely indoor pool or water park!	1/24/2019 12:23 AM
756	I love the Greenway and the way it links parks and areas of town; I would like to see the Greenway extended so that it eventually runs the full length of the levee. I would like to see an increase in swimming facilities. An indoor pool would be amazing but even extended hours at the Nobel Park Pool in the summer so that people with 8-5 jobs are able to swim during the week would be wonderful.	1/23/2019 11:30 PM
757	Some of the more traditional programs that used to be offered by the parks department need to be brought back. The after school programs at the housing sites should be in consideration as well. The cost and age limit of the summer recreational program should most definitely change. There were far greater numbers when it was offered for no cost, and it really gave the children something to look forward to. The summer festival was always great way to end the summer.	1/23/2019 11:03 PM
758	Indoor pool. Better outside and indoor walking areas.	1/23/2019 11:02 PM
759	the staff needs to be more responsible for lots of the facilities. there are often poorly kept areas, and many times there appears to be lots of employees milling around doing very little. Also some of the leadership needs to be held more accountable and reminded these are tax dollars at work.	1/23/2019 10:47 PM
760	More places to gather, meet people, and sit outside - this could include playground areas, picnic areas, etc.	1/23/2019 10:38 PM
761	Designed treescaping-need classier parks. Cars should be on perimeters of parks to encourage peacefulness. Christmas in the Park turns Noble Park into an eyesore for 2 1/2 months. Set it up around City Hall and the Courthouse at least it could bring some traffic and business downtown.	1/23/2019 10:32 PM
762	Update baseball fields, indoor pool, after school program Continue efforts of the greenway trail and outdoor spaces.	1/23/2019 10:02 PM
763	City kids really need an indoor tennis facility. I would also LOVE to see an indoor swimming center.	1/23/2019 9:39 PM
764	More adult fitness activities! A couch-to-5k training program would be fantastic!	1/23/2019 7:30 PM
765	Demolish at least half the parks and use money for business incentives	1/23/2019 5:33 PM
766	Build an indoor swim facility for meets	1/23/2019 5:04 PM
767	Indoor pool and fitness center.	1/23/2019 4:58 PM
768	Better sports facilities and completion of greenway trail. Better looking grounds.	1/23/2019 4:19 PM
769	Make Paducah a Recreation Destination.	1/23/2019 4:16 PM
770	50 meter competitive pool / ice rink (Centennial/Nashville)	1/23/2019 3:47 PM

Paducah Parks & Recreation Master Plan Survey

771	biking paths through city so you don't have to worry about parking your car downtown/mid-town...more lights/security for greenway trail...other trails to run/walk/bike...upgraded baseball fields so tournaments can be held in Paducah. Indoor lap pool and walking for winter time.	1/23/2019 2:50 PM
772	A facility like a YMCA which has an indoor pool, basketball courts , etc. and an improved soccer complex.	1/23/2019 2:36 PM
773	A sports complex for indoor swimming 50m, soccer and baseball/softball that is world class to host large tournaments bringing in needed revenue to Paducah	1/23/2019 1:41 PM
774	Disc Golf Course at Noble Park	1/23/2019 12:52 PM
775	First, a Park Board is needed so that priorities are set by more than a department head.	1/23/2019 11:58 AM
776	Soccer, baseball , nature trails indoor swimming facility.	1/23/2019 11:19 AM
777	I believe that Paducah needs an outdoor sports complex with softball, baseball, and soccer fields (similar to what was built in Elizabethtown, KY.) This could be a major source of revenue for our city/county. There are too many of our residents that leave the area every weekend to participate in other cities.	1/23/2019 10:54 AM
778	Keep adding on to the paved area of greenway trail. This is an very good addition to paducah please keep it up and expand the paved part if possible. Great project so far. (keep the geese away from trail ha)	1/23/2019 10:26 AM
779	Find areas in and around the city for at least one more disc golf course. Consistent mowing schedule at Stuart Nelson on the north side of the Greenway Trail. Make use of the West Ky disc golf club as a parks partner to help maintain a well kept condition and maintenance of Stuart Nelson.	1/23/2019 10:10 AM
780	I would like to see the outdoor areas be better maintained in the summer. I enjoy playing disc golf, but I dont play as much in the summer due the grass being so high that it is easy to lose a disc.	1/23/2019 8:46 AM
781	Disc golf	1/23/2019 8:22 AM
782	Indoor swimming pool	1/23/2019 4:08 AM
783	Please build an indoor swimming pool and expand the offering of swim activities & swim lessons year round.	1/23/2019 1:18 AM
784	Set up a preventative maintenance routine schedule so all the parks are maintained to an excellent quality. And have them inspected by a citizens committee to make sure actually being done. We should have the best indoor & outdoor sports facility in the area between STL & Nville. We should be able to have many tourneyments. Do NOT allow any become an embarrassment to the town. Example Schultz Park. It is disgusting. And right next to the million \$ boat dock. And all should have lights on @ night. 1/2 the time the Riverfront is dark. Schultz Park is always dark. Put new parks in areas that people are not afraid to go to. Examples Splash Park & Community Center @ Mgt Hank Chyrch. Paducah consists of more areas than just downtown. Needs to showcase Paducah.	1/23/2019 1:11 AM
785	More activities in safe, well lit, neighborhoods. Not just downtown and lower town.	1/23/2019 12:26 AM
786	An indoor swimming pool where you pay to swim per session. The town I grew up in offered this and I spent my time at the pool. Fridays were teen nights. They also offered swimming lessons.	1/23/2019 12:11 AM
787	Expand disc gold courses	1/23/2019 12:08 AM
788	Definitely more special needs & accessible trails and things for special needs kiddos as well as teens	1/23/2019 12:01 AM
789	I would love an indoor ice rink to bring hockey to paducah. And disc golf expanded. The course at stuart Nelson groomed a little better and take care of the creek especially on hole 14.	1/23/2019 12:00 AM
790	We really need restrooms- NO ONE wants to go to a park where the only option is one Porta potty. Stuart Nelson disc golf park is one of the best rated in the tri-state area plus TN but many people won't come because of the restroom issue. It also needs another (or larger) playground, expanded parking, and some historical information since it has significance. This is such an under utilized location.	1/22/2019 11:46 PM
791	Improve parking area and rest rooms at Stuart Nelson Park	1/22/2019 11:45 PM
792	Many European cities have large open areas for people to gather and just mingle. They are good places to socialize and just relax. Something like that would be good for downtown.	1/22/2019 11:39 PM

Paducah Parks & Recreation Master Plan Survey

793	Work with the local disc golf club to make the courses better. WKCTC campus has potential to hold a great course. Promote and maintain facilities better	1/22/2019 11:28 PM
794	Another disc golf course at noble park	1/22/2019 11:22 PM
795	Ice skating in the winter.	1/22/2019 11:14 PM
796	Running water Restrooms, and drinking fountain at Stuart Nelson Park. As a Discgolf player. Nearly all of the 30 closest courses to Paducah have this.	1/22/2019 11:10 PM
797	Indoor 50 meter pool with a diving well. Like the pool in Newburgh Indiana. This is affiliated with their highschool and run by the city	1/22/2019 11:04 PM
798	Would like to see more timed runs come to Noble Park/greenway trail for youth and adults	1/22/2019 11:00 PM
799	Enhanced disc golf course	1/22/2019 10:45 PM
800	keep the tree trim and grass cut you keep it nice by the ball parks but the back half grass will be up to your knees	1/22/2019 10:34 PM
801	Disc golf courses and Parking	1/22/2019 10:33 PM
802	Creating a phenomenal indoor swimming facility complete with therapeutic and family pool options, long course and short course swimming options, a few nice indoor soccer fields, and baseball fields.	1/22/2019 10:30 PM
803	Sporting complex	1/22/2019 10:02 PM
804	More Disc Golf Courses.	1/22/2019 9:57 PM
805	Significant improvements and access to ball fields including convenient restrooms.	1/22/2019 9:44 PM
806	A disc golf course at Bob Noble park, more maintenance on course at Stuart Nelson, indoor bathrooms	1/22/2019 9:39 PM
807	Why spend money on another study. Fix ballparks first. Then go from there. All you do is spend money on studies.	1/22/2019 9:26 PM
808	We need a baseball softball complex. Other smaller cities have and brings in tons of tournaments and tourists.	1/22/2019 8:33 PM
809	Schedule programs , classes for people that work....start time 5:30	1/22/2019 8:19 PM
810	More trees! Shade! Trash cans at new riverfront development hardly exist. Not a tree friendly city. Flower beds years ago looked nice but last 5 years look horrible.	1/22/2019 8:09 PM
811	indoor Pool (although this may not be possible as they are very expensive to maintain and build)	1/22/2019 7:41 PM
812	Demolish half of the parks and give money for business incentives. A rec complex is a joke. Over 20 fitness related gyms in city limits	1/22/2019 7:23 PM
813	Development of the riverfront park for family friendly activities.	1/22/2019 7:16 PM
814	Add sunrise Tai Chi at the river.	1/22/2019 6:55 PM
815	I have never heard anyone say, I wish Paducah had a rec center, or bike trails. I have heard several folks say, we need more industry in Paducah/McCracken, I have never heard anyone give a care in the world about the "Arts", but I have heard folks say we need a better job market. We are 1 of 8 cities in the state of KY that charge a city income tax and we have elected officials who have instructed staff to craft fancy surveys on how creative they can be with spending our tax dollars on things we don't need, you may want them, but we need our drainage system upgraded, so my yard doesn't look a river when it rains heavily anymore. Maybe, get your parks department up to OSHA code first as well, before embarking on new projects. How about you get a city/county merger to go thru, so, we can use the county to bolster population numbers, so companies will even look at us. Better jobs create a better economy, a better economy brings in higher educated folks, this will increase the standard of living in this area, and over time, if sustained, we can start to see an improvement in all things. Nope, let us put lipstick on a pig and act as if we did stuff that matters.	1/22/2019 6:44 PM
816	Paved parking lots. Security cameras and lighting throughout the trails. Additional sheltered restrooms. More landscaping and greenery.	1/22/2019 6:26 PM

Paducah Parks & Recreation Master Plan Survey

817	Bathrooms, better parking and drinking fountains at stuart nelson and midtown. Do a better job of mowing and taking care of the disc golf courses. Stuart Nelson is by far one of the most challenging disc courses in the area, but compared to the others it's not taken care of as well as all the other courses. If it had bathrooms, more parking and was mowed more often it would certainly draw more users. I have played with several people from out of town, who after playing say they wont make the drive because of no bathrooms and lack of course maintenance. Noble park would be an ideal place for an additional disc golf course and with the right designer, it could be a premier DG course that would certainly drawn more people to paducah.	1/22/2019 6:21 PM
818	better baseball/softball facilities for weekend and/or tournaments	1/22/2019 6:04 PM
819	Upgraded baseball/softball facilities capable of hosting travel tournaments	1/22/2019 5:52 PM
820	Getting rid of the insurance mandate that hasn't been an issue before. Sounds like a good way to get people to do things in another part of western KY where its not a requirement.	1/22/2019 5:30 PM
821	We need a facility comparable to Hopkinsville's YMCA.	1/22/2019 5:25 PM
822	I truly enjoy what Paducah has to offer. I would love to see more bicycle lanes to use instead of traveling by car everywhere.	1/22/2019 5:22 PM
823	At a time when the pension system is underfunded, stop spending on Parks and Rec. therefore it is not necessary for any plan nor necessary to spend the money to develop a plan.	1/22/2019 5:15 PM
824	Year round Ice Skating/Indoor Swimming/older co-ed activities..50 above..	1/22/2019 5:06 PM
825	Facilities that pets can enjoy.. Pet friendly!	1/22/2019 5:01 PM
826	Repair/rehab fountain in Dolly McNutt Plaza. Develop more of Noble Park (the east side by H.C. Mathis Drive, especially).	1/22/2019 4:34 PM
827	More trails	1/22/2019 4:00 PM
828	I love the Greenway Trail. It's one of my favorite things about Paducah, but I think it needs more lighting and security.	1/22/2019 3:15 PM
829	1) Natatorium 2) Outdoor Sports Park (base/soft ball, soccer, trails, etc)	1/22/2019 2:32 PM
830	the riverfront needs an outdoor activity/playground for toddlers/young kids (fenced all seasons playground). There is not a thing for grandparents or parents to entertain their tiny ones except walk around and let them throw rocks in river or climb on the train. And, bring back the Outdoor ice ring. :) As for parking, request/require the residents and biz owners NOT park on Broadway so the complainers can have those spots. Thank you for all you do!	1/22/2019 2:24 PM
831	Destroy half parks and use money to give incentives to businesses	1/22/2019 2:18 PM
832	A natatorium (swim facility) and a sports complex for baseball, softball and soccer.	1/22/2019 2:17 PM
833	security cameras at all venues to start and spread out on remote areas	1/22/2019 2:01 PM
834	Of the 67 parks already in existence, demolish half of them and give incentives for businesses	1/22/2019 1:36 PM
835	I would like to see more attention given to the disc golf course on the creek side of the Greenway. The baseball field side is always well maintained, but across the Trail, it's mostly left to the disc golfers themselves. I remember in the early days of the course taking a trash bag with me. It would be full before I finished hole one. Myself and the other 10 people that played in the early days literally cleaned that entire course. If we could partner with Parks and work on a designated plan through our Club's Leadership, i think that would be beneficial for both of us. There are things out there that need to be done, as in cutting limbs and/or trees, but Parks will need golfer's input to know where to cut/how much to cut, etc.	1/22/2019 1:18 PM
836	More advertising on events and sports offered	1/22/2019 1:17 PM
837	I would encourage the city to consider the poor, minorities, and those with disabilities as they plan. Beware investing lots of money on an indoor sports facility or soccer complex that will only serve a narrow slice of the total demographic of Paducah/McCracken County.	1/22/2019 1:08 PM
838	A health center would be great. It could appeal to all ages. Also bike lanes would be great throughout downtown Paducah.	1/22/2019 1:07 PM
839	Making the city more walkable by adding bike/walking trails through the city connecting various parks and schools. Adding a new sand volleyball court and outdoor aquatic center.	1/15/2019 7:35 PM

Paducah Parks & Recreation Master Plan Survey

840	Sports Complex that includes softball and baseball diamonds, soccer fields, walking trails, great parking and accessibility, restrooms, and concession area, and a small public spray ground.	1/15/2019 5:19 PM
841	Aquatic Center, artificial turf athletic fields, nature areas.	1/15/2019 3:50 PM